

Coronavirus: summary for Alachua County

Data for Jun 15, 2020 (verified at 10 AM)

Data in this report are provisional and subject to change.

Confirmed cases		Cases confirmed in Florida residents per day													
Total cases	551	1	1	2	2	7	4	1	4	7	30	61	22	13	8
Florida residents	529	6/1	6/2	6/3	6/4	6/5	6/6	6/7	6/8	6/9	6/10	6/11	6/12	6/13	6/14
Non-Florida residents	22														
Gender for Florida residents															
Men	270														
Women	259														
Unknown	0														
Age for Florida residents															
Range	0 - 103														
Median age	36														
Race, ethnicity		Cases	Hospitalizations		Deaths										
White	168	32%	36	43%	5	50%									
Hispanic	16	3%	0	0%	0	0%									
Non-Hispanic	147	28%	35	42%	5	50%									
Unknown ethnicity	5	1%	1	1%	0	0%									
Black	147	28%	41	49%	5	50%									
Hispanic	1	0%	0	0%	0	0%									
Non-Hispanic	144	27%	39	46%	5	50%									
Unknown ethnicity	2	0%	2	2%	0	0%									
Other	69	13%	2	2%	0	0%									
Hispanic	52	10%	2	2%	0	0%									
Non-Hispanic	15	3%	0	0%	0	0%									
Unknown ethnicity	2	0%	0	0%	0	0%									
Unknown race	145	27%	5	6%	0	0%									
Hispanic	11	2%	0	0%	0	0%									
Non-Hispanic	1	0%	0	0%	0	0%									
Unknown ethnicity	133	25%	5	6%	0	0%									
Total	529		84		10										

Outcomes for Florida residents		
Alachua		
Hospitalizations	84	(16% of all cases)
Deaths	10	(2% of all cases)
Statewide		
Hospitalizations	12,015	(16% of all cases)
Deaths	2,938	(4% of all cases)

Cases in facility staff/residents		
Alachua		
Long-term care	71	(13% of all cases)
Correctional	2	(0% of all cases)
Statewide		
Long-term care	10,941	(15% of all cases)
Correctional	3,088	(4% of all cases)

Hospitalization counts include anyone who was hospitalized at some point during their illness. It does not reflect the number of people currently hospitalized.
Other race includes any person with a race of American Indian/Alaskan native, Asian, native Hawaiian/Pacific Islander, or other.

Laboratory testing for Florida residents and non-Florida residents over the past 2 weeks

Number and percent of positive labs

These counts include the number of people for whom the department received laboratory results by day. This percent is the number of people who test positive for the first time divided by all the people tested that day, excluding people who have previously tested positive.

Date	Number of negatives	Percent positive	Number of positives
6/1	224	0.4%	1
6/2	939	0.1%	1
6/3	1,591	0.1%	2
6/4	895	0.2%	2
6/5	1,233	0.6%	7
6/6	910	0.4%	4
6/7	1,513	0.1%	1
6/8	601	0.7%	4
6/9	543	1.3%	7
6/10	725	4.0%	30
6/11	1,145	5.1%	61
6/12	947	2.3%	22
6/13	646	2.0%	13
6/14	708	1.1%	8

Emergency department (ED) and freestanding ED (FSED) chief complaint and admission data for Alachua County

Daily percent of ED visits mentioning cough, fever, or shortness of breath

Weekly count of ED and FSED visits for influenza-like illness

Daily percent of ED visits resulting in cough-associated admissions

Weekly count of ED and FSED visits for COVID-like illness

The Electronic Surveillance System for the Early Notification of Community-Based Epidemics (ESSENCE-FL) includes chief complaint data from 211 of 212 Florida EDs and 74 of 79 Florida FSEDs. Data are transmitted electronically to ESSENCE-FL daily or hourly.

Coronavirus: summary for Baker County

Data for Jun 15, 2020 (verified at 10 AM)

Data in this report are provisional and subject to change.

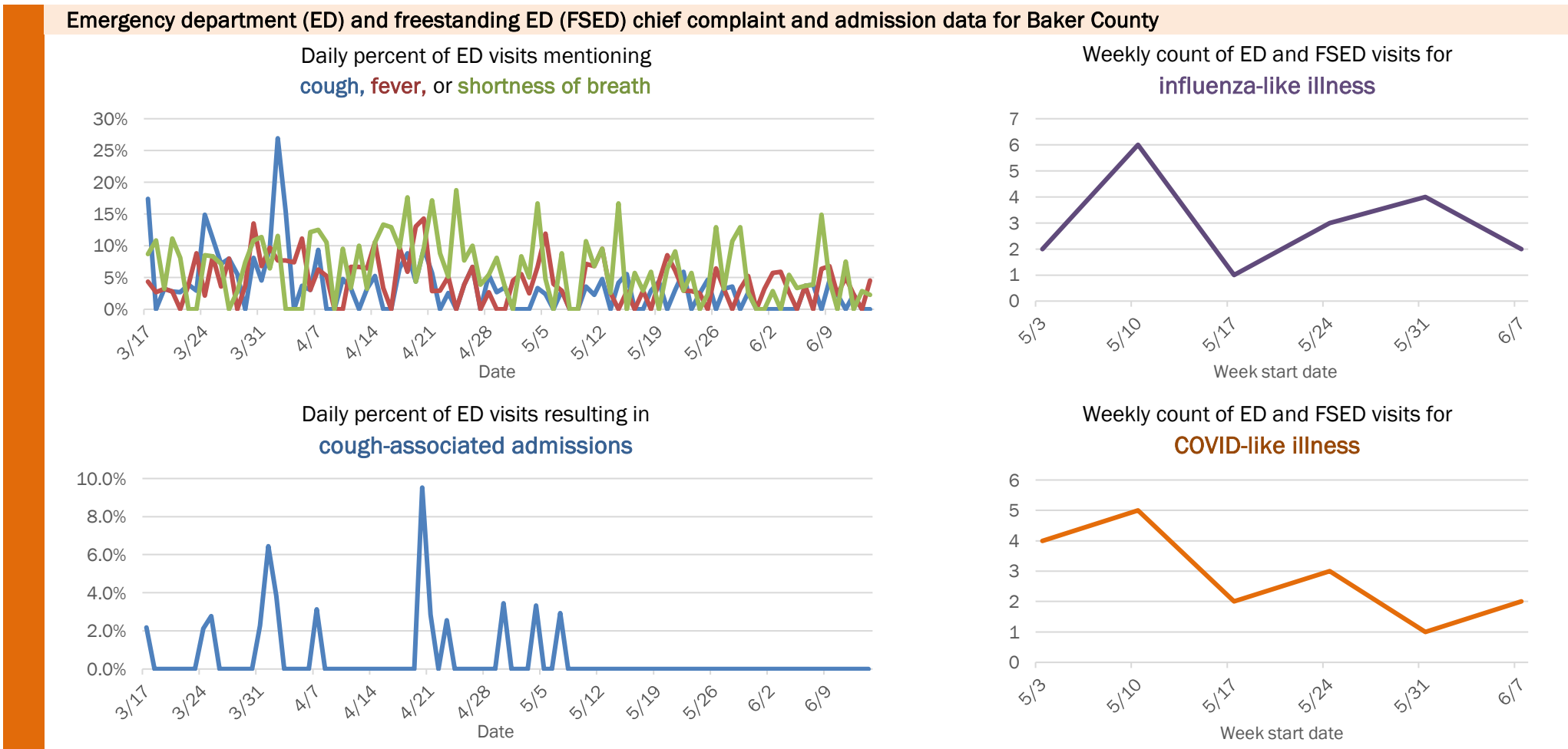
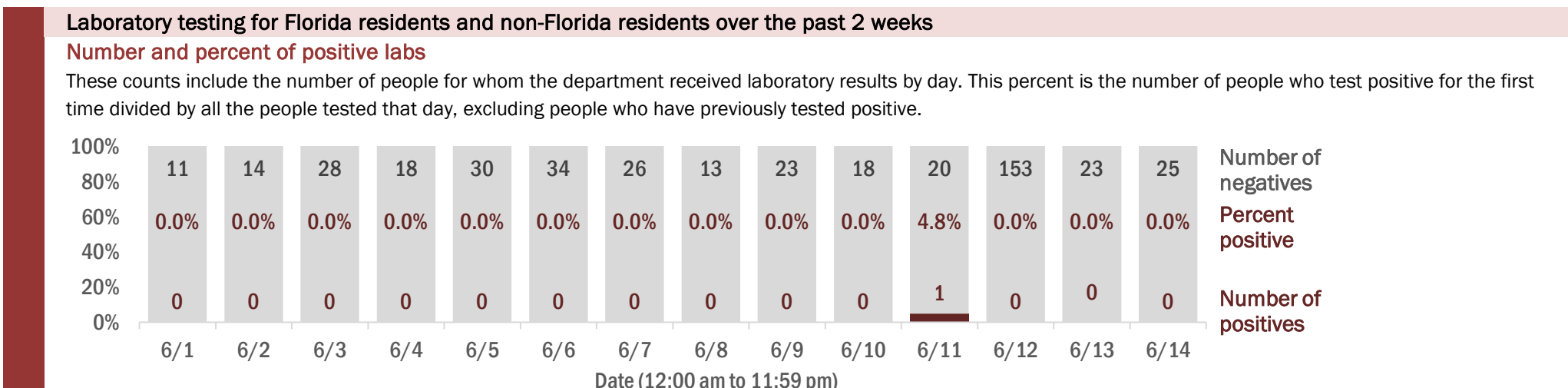
Confirmed cases		Cases confirmed in Florida residents per day	
Total cases	30	6/1 6/2 6/3 6/4 6/5 6/6 6/7 6/8 6/9 6/10 6/11 6/12 6/13 6/14	
Florida residents	30	1	
Non-Florida residents	0		
Gender for Florida residents			
Men	12		
Women	18		
Unknown	0		
Age for Florida residents			
Range	20 - 97		
Median age	63		

Race, ethnicity	Cases	Hospitalizations	Deaths
White	21 (70%)	7 (64%)	3 (75%)
Hispanic	0 (0%)	0 (0%)	0 (0%)
Non-Hispanic	21 (70%)	7 (64%)	3 (75%)
Unknown ethnicity	0 (0%)	0 (0%)	0 (0%)
Black	7 (23%)	2 (18%)	1 (25%)
Hispanic	0 (0%)	0 (0%)	0 (0%)
Non-Hispanic	6 (20%)	2 (18%)	1 (25%)
Unknown ethnicity	1 (3%)	0 (0%)	0 (0%)
Other	2 (7%)	2 (18%)	0 (0%)
Hispanic	0 (0%)	0 (0%)	0 (0%)
Non-Hispanic	2 (7%)	2 (18%)	0 (0%)
Unknown ethnicity	0 (0%)	0 (0%)	0 (0%)
Unknown race	0 (0%)	0 (0%)	0 (0%)
Hispanic	0 (0%)	0 (0%)	0 (0%)
Non-Hispanic	0 (0%)	0 (0%)	0 (0%)
Unknown ethnicity	0 (0%)	0 (0%)	0 (0%)
Total	30	11	4

Outcomes for Florida residents	
Baker	
Hospitalizations	11 (37% of all cases)
Deaths	4 (13% of all cases)
Statewide	
Hospitalizations	12,015 (16% of all cases)
Deaths	2,938 (4% of all cases)

Cases in facility staff/residents	
Baker	
Long-term care	15 (50% of all cases)
Correctional	0 (0% of all cases)
Statewide	
Long-term care	10,941 (15% of all cases)
Correctional	3,088 (4% of all cases)

Hospitalization counts include anyone who was hospitalized at some point during their illness. It does not reflect the number of people currently hospitalized.
Other race includes any person with a race of American Indian/Alaskan native, Asian, native Hawaiian/Pacific Islander, or other.



The Electronic Surveillance System for the Early Notification of Community-Based Epidemics (ESSENCE-FL) includes chief complaint data from 211 of 212 Florida EDs and 74 of 79 Florida FSEDs. Data are transmitted electronically to ESSENCE-FL daily or hourly.

Coronavirus: summary for Bay County

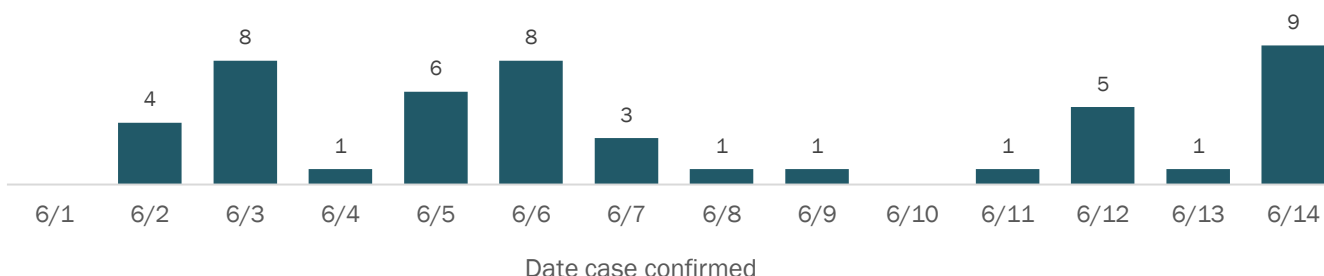
Data for Jun 15, 2020 (verified at 10 AM)

Data in this report are provisional and subject to change.

Confirmed cases

Total cases	153
Florida residents	145
Non-Florida residents	8
Gender for Florida residents	
Men	81
Women	64
Unknown	0
Age for Florida residents	
Range	2 - 93
Median age	47

Cases confirmed in Florida residents per day



Race, ethnicity	Cases	Hospitalizations	Deaths
White	119 (82%)	13 (68%)	3 (75%)
Hispanic	39 (27%)	4 (21%)	0 (0%)
Non-Hispanic	78 (54%)	9 (47%)	3 (75%)
Unknown ethnicity	2 (1%)	0 (0%)	0 (0%)
Black	13 (9%)	4 (21%)	0 (0%)
Hispanic	0 (0%)	0 (0%)	0 (0%)
Non-Hispanic	13 (9%)	4 (21%)	0 (0%)
Unknown ethnicity	0 (0%)	0 (0%)	0 (0%)
Other	6 (4%)	2 (11%)	1 (25%)
Hispanic	5 (3%)	2 (11%)	1 (25%)
Non-Hispanic	0 (0%)	0 (0%)	0 (0%)
Unknown ethnicity	1 (1%)	0 (0%)	0 (0%)
Unknown race	7 (5%)	0 (0%)	0 (0%)
Hispanic	0 (0%)	0 (0%)	0 (0%)
Non-Hispanic	0 (0%)	0 (0%)	0 (0%)
Unknown ethnicity	7 (5%)	0 (0%)	0 (0%)
Total	145	19	4

Outcomes for Florida residents

Bay	
Hospitalizations	19 (13% of all cases)
Deaths	4 (3% of all cases)

Statewide	
Hospitalizations	12,015 (16% of all cases)
Deaths	2,938 (4% of all cases)

Cases in facility staff/residents

Bay	
Long-term care	8 (6% of all cases)
Correctional	4 (3% of all cases)

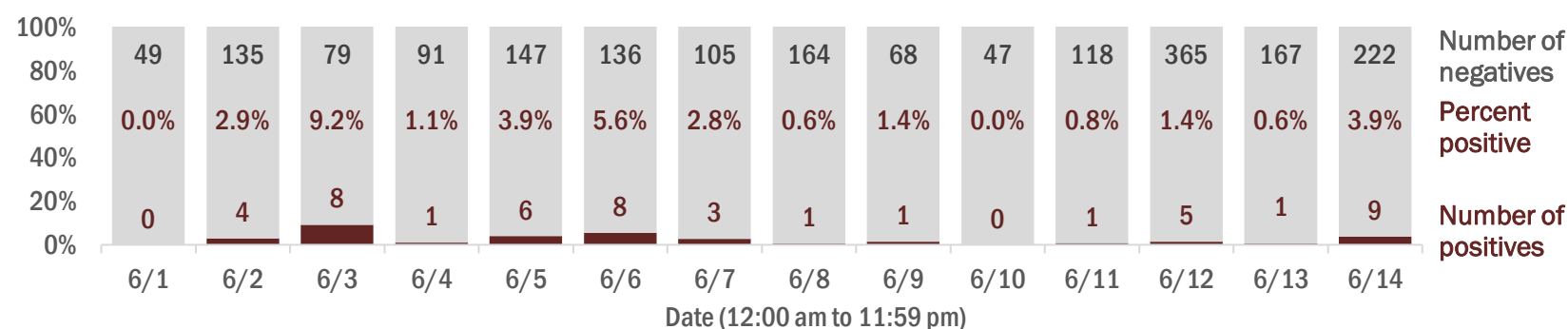
Statewide	
Long-term care	10,941 (15% of all cases)
Correctional	3,088 (4% of all cases)

Hospitalization counts include anyone who was hospitalized at some point during their illness. It does not reflect the number of people currently hospitalized.
Other race includes any person with a race of American Indian/Alaskan native, Asian, native Hawaiian/Pacific Islander, or other.

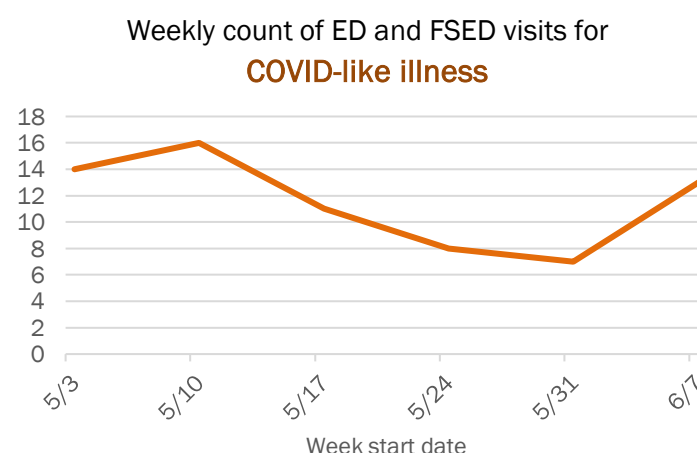
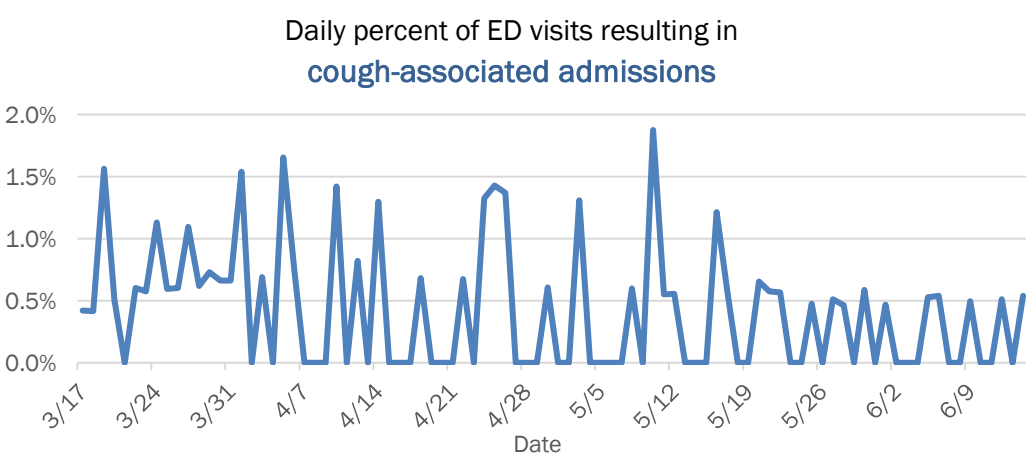
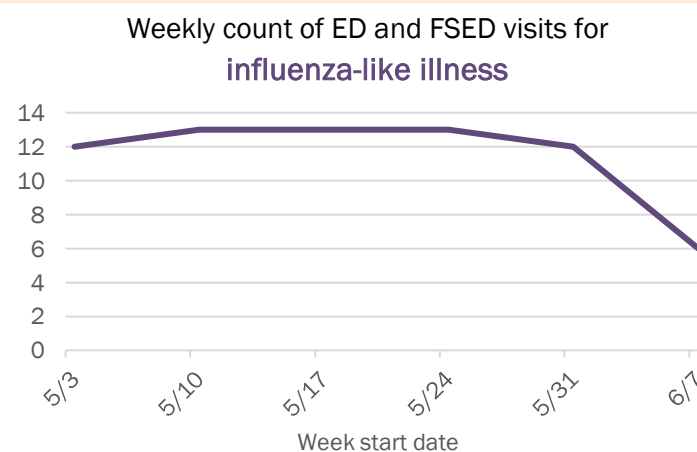
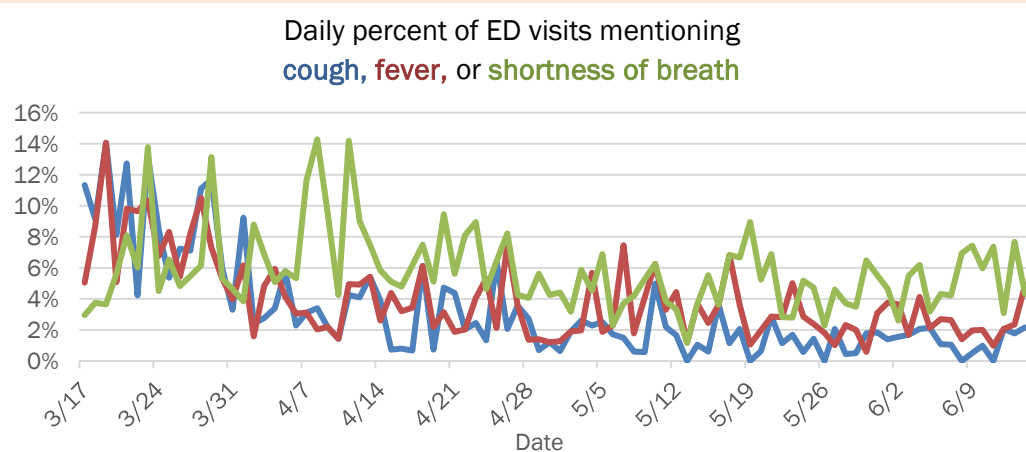
Laboratory testing for Florida residents and non-Florida residents over the past 2 weeks

Number and percent of positive labs

These counts include the number of people for whom the department received laboratory results by day. This percent is the number of people who test positive for the first time divided by all the people tested that day, excluding people who have previously tested positive.



Emergency department (ED) and freestanding ED (FSED) chief complaint and admission data for Bay County



The Electronic Surveillance System for the Early Notification of Community-Based Epidemics (ESSENCE-FL) includes chief complaint data from 211 of 212 Florida EDs and 74 of 79 Florida FSEDs. Data are transmitted electronically to ESSENCE-FL daily or hourly.

Coronavirus: summary for Bradford County

Data for Jun 15, 2020 (verified at 10 AM)

Data in this report are provisional and subject to change.

Confirmed cases		Cases confirmed in Florida residents per day			
Total cases	52	1			
Florida residents	52				
Non-Florida residents	0				
Gender for Florida residents					
Men	11				
Women	41				
Unknown	0				
Age for Florida residents					
Range	8 - 107				
Median age	71				
Race, ethnicity		Cases	Hospitalizations		Deaths
White	46	88%	9	82%	2
Hispanic	0	0%	0	0%	0
Non-Hispanic	46	88%	9	82%	2
Unknown ethnicity	0	0%	0	0%	0
Black	5	10%	1	9%	0
Hispanic	0	0%	0	0%	0
Non-Hispanic	5	10%	1	9%	0
Unknown ethnicity	0	0%	0	0%	0
Other	1	2%	1	9%	0
Hispanic	0	0%	0	0%	0
Non-Hispanic	1	2%	1	9%	0
Unknown ethnicity	0	0%	0	0%	0
Unknown race	0	0%	0	0%	0
Hispanic	0	0%	0	0%	0
Non-Hispanic	0	0%	0	0%	0
Unknown ethnicity	0	0%	0	0%	0
Total	52		11		2

Outcomes for Florida residents

Bradford		
Hospitalizations	11	(21% of all cases)
Deaths	2	(4% of all cases)

Statewide

Hospitalizations	12,015	(16% of all cases)
Deaths	2,938	(4% of all cases)

Cases in facility staff/residents

Bradford		
Long-term care	28	(54% of all cases)
Correctional	0	(0% of all cases)

Statewide

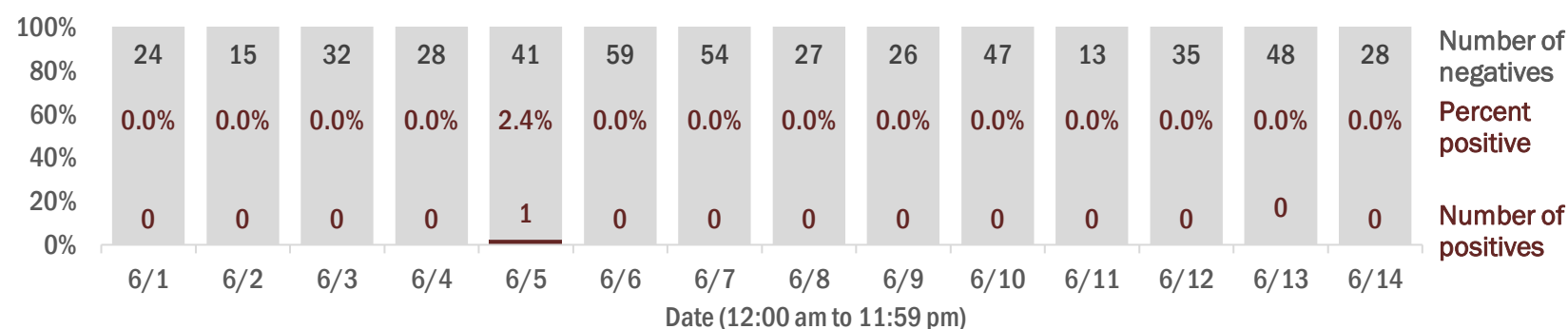
Long-term care	10,941	(15% of all cases)
Correctional	3,088	(4% of all cases)

Hospitalization counts include anyone who was hospitalized at some point during their illness. It does not reflect the number of people currently hospitalized.
Other race includes any person with a race of American Indian/Alaskan native, Asian, native Hawaiian/Pacific Islander, or other.

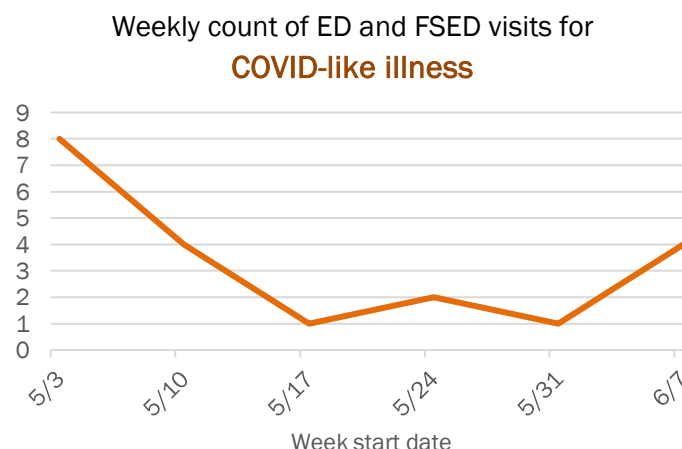
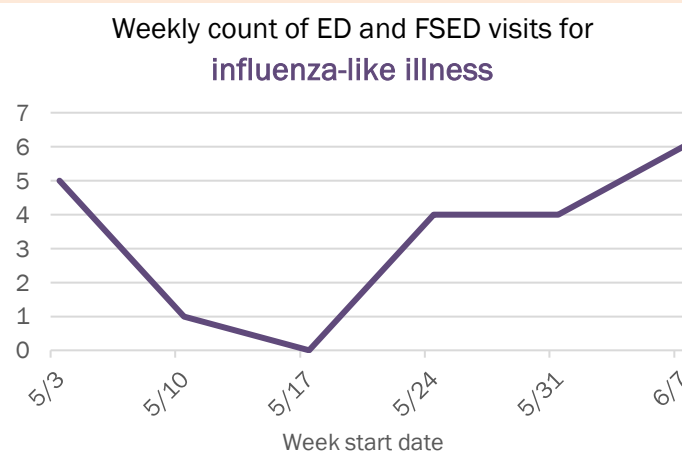
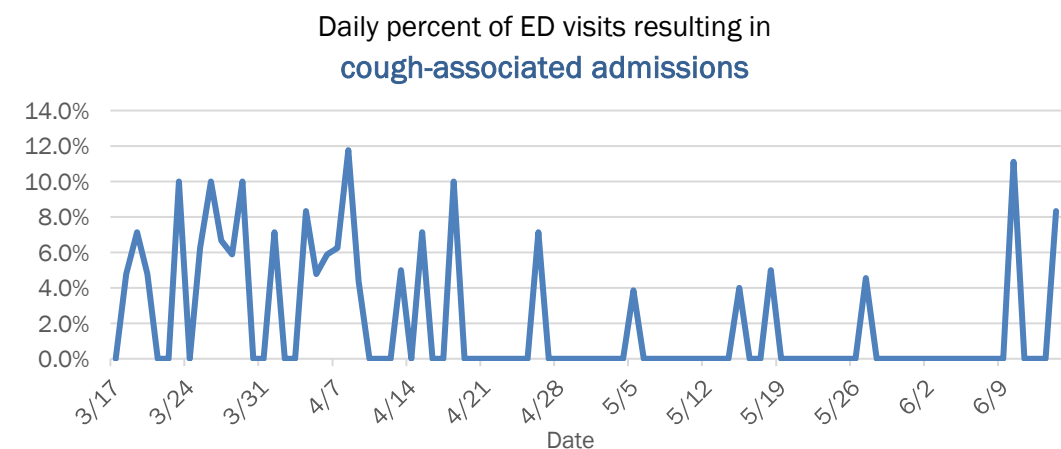
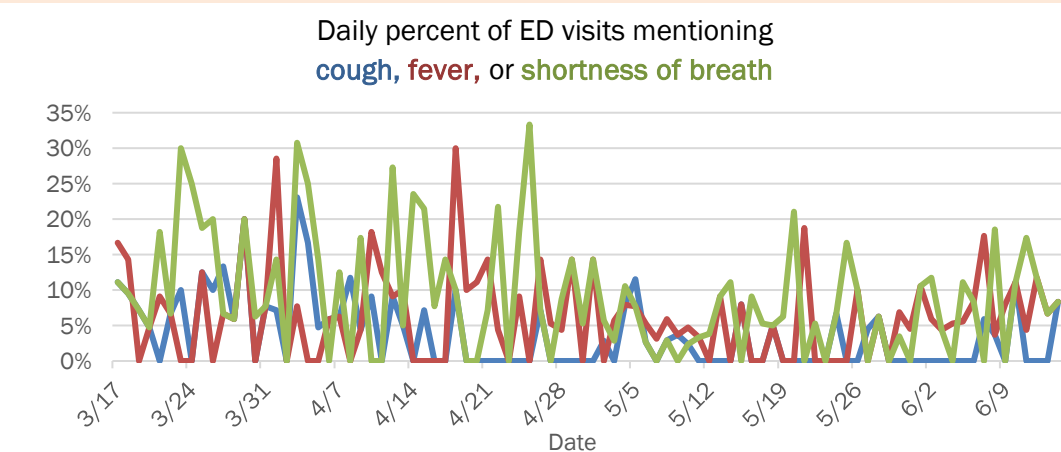
Laboratory testing for Florida residents and non-Florida residents over the past 2 weeks

Number and percent of positive labs

These counts include the number of people for whom the department received laboratory results by day. This percent is the number of people who test positive for the first time divided by all the people tested that day, excluding people who have previously tested positive.



Emergency department (ED) and freestanding ED (FSED) chief complaint and admission data for Bradford County



The Electronic Surveillance System for the Early Notification of Community-Based Epidemics (ESSENCE-FL) includes chief complaint data from 211 of 212 Florida EDs and 74 of 79 Florida FSEDs. Data are transmitted electronically to ESSENCE-FL daily or hourly.

Coronavirus: summary for Brevard County

Data for Jun 15, 2020 (verified at 10 AM)

Data in this report are provisional and subject to change.

Confirmed cases		Cases confirmed in Florida residents per day	
Total cases	565		
Florida residents	554		
Non-Florida residents	11		
Gender for Florida residents			
Men	262		
Women	292		
Unknown	0		
Age for Florida residents			
Range	0 - 99		
Median age	50		

Race, ethnicity	Cases	Hospitalizations	Deaths
White	405 (73%)	51 (66%)	9 (60%)
Hispanic	107 (19%)	9 (12%)	0 (0%)
Non-Hispanic	292 (53%)	41 (53%)	8 (53%)
Unknown ethnicity	6 (1%)	1 (1%)	1 (7%)
Black	63 (11%)	13 (17%)	6 (40%)
Hispanic	5 (1%)	1 (1%)	0 (0%)
Non-Hispanic	57 (10%)	11 (14%)	5 (33%)
Unknown ethnicity	1 (0%)	1 (1%)	1 (7%)
Other	36 (6%)	11 (14%)	0 (0%)
Hispanic	17 (3%)	4 (5%)	0 (0%)
Non-Hispanic	16 (3%)	7 (9%)	0 (0%)
Unknown ethnicity	3 (1%)	0 (0%)	0 (0%)
Unknown race	50 (9%)	2 (3%)	0 (0%)
Hispanic	2 (0%)	1 (1%)	0 (0%)
Non-Hispanic	2 (0%)	0 (0%)	0 (0%)
Unknown ethnicity	46 (8%)	1 (1%)	0 (0%)
Total	554	77	15

Outcomes for Florida residents	
Brevard	
Hospitalizations	77 (14% of all cases)
Deaths	15 (3% of all cases)
Statewide	
Hospitalizations	12,015 (16% of all cases)
Deaths	2,938 (4% of all cases)

Cases in facility staff/residents	
Brevard	
Long-term care	42 (8% of all cases)
Correctional	2 (0% of all cases)
Statewide	
Long-term care	10,941 (15% of all cases)
Correctional	3,088 (4% of all cases)

Hospitalization counts include anyone who was hospitalized at some point during their illness. It does not reflect the number of people currently hospitalized.
Other race includes any person with a race of American Indian/Alaskan native, Asian, native Hawaiian/Pacific Islander, or other.

Laboratory testing for Florida residents and non-Florida residents over the past 2 weeks

Number and percent of positive labs

These counts include the number of people for whom the department received laboratory results by day. This percent is the number of people who test positive for the first time divided by all the people tested that day, excluding people who have previously tested positive.

Date	Number of negatives	Percent positive	Number of positives
6/1	226	1.3%	3
6/2	500	0.2%	1
6/3	293	0.7%	2
6/4	301	2.0%	6
6/5	1,095	1.3%	14
6/6	759	0.5%	4
6/7	526	1.7%	9
6/8	495	1.2%	6
6/9	372	3.4%	13
6/10	539	3.2%	18
6/11	457	3.0%	14
6/12	757	2.7%	21
6/13	781	1.0%	8
6/14	879	2.4%	22

Emergency department (ED) and freestanding ED (FSED) chief complaint and admission data for Brevard County

Daily percent of ED visits mentioning cough, fever, or shortness of breath

Weekly count of ED and FSED visits for influenza-like illness

Daily percent of ED visits resulting in cough-associated admissions

Weekly count of ED and FSED visits for COVID-like illness

The Electronic Surveillance System for the Early Notification of Community-Based Epidemics (ESSENCE-FL) includes chief complaint data from 211 of 212 Florida EDs and 74 of 79 Florida FSEDs. Data are transmitted electronically to ESSENCE-FL daily or hourly.

Coronavirus: summary for Broward County

Data for Jun 15, 2020 (verified at 10 AM)

Data in this report are provisional and subject to change.

Confirmed cases		Cases confirmed in Florida residents per day													
Total cases	9,086	51	84	100	104	95	145	112	135	108	151	225	208	108	133
Florida residents	8,823														
Non-Florida residents	263														
Gender for Florida residents															
Men	4,397														
Women	4,426														
Unknown	0														
Age for Florida residents															
Range	0 - 102														
Median age	47														
Race, ethnicity		Cases	Hospitalizations	Deaths											
White	4,467	51%	740	44%	192	54%									
Hispanic	2,475	28%	298	18%	34	9%									
Non-Hispanic	1,976	22%	442	26%	158	44%									
Unknown ethnicity	16	0%	0	0%	0	0%									
Black	3,181	36%	794	47%	136	38%									
Hispanic	188	2%	46	3%	3	1%									
Non-Hispanic	2,978	34%	748	44%	133	37%									
Unknown ethnicity	15	0%	0	0%	0	0%									
Other	798	9%	148	9%	29	8%									
Hispanic	422	5%	68	4%	8	2%									
Non-Hispanic	372	4%	79	5%	21	6%									
Unknown ethnicity	4	0%	1	0%	0	0%									
Unknown race	377	4%	10	1%	1	0%									
Hispanic	34	0%	3	0%	1	0%									
Non-Hispanic	23	0%	4	0%	0	0%									
Unknown ethnicity	320	4%	3	0%	0	0%									
Total	8,823		1,692		358										

Outcomes for Florida residents		
Broward		
Hospitalizations	1,692	(19% of all cases)
Deaths	358	(4% of all cases)
Statewide		
Hospitalizations	12,015	(16% of all cases)
Deaths	2,938	(4% of all cases)

Cases in facility staff/residents		
Broward		
Long-term care	1,059	(12% of all cases)
Correctional	172	(2% of all cases)
Statewide		
Long-term care	10,941	(15% of all cases)
Correctional	3,088	(4% of all cases)

Hospitalization counts include anyone who was hospitalized at some point during their illness. It does not reflect the number of people currently hospitalized.
Other race includes any person with a race of American Indian/Alaskan native, Asian, native Hawaiian/Pacific Islander, or other.

Laboratory testing for Florida residents and non-Florida residents over the past 2 weeks

Number and percent of positive labs

These counts include the number of people for whom the department received laboratory results by day. This percent is the number of people who test positive for the first time divided by all the people tested that day, excluding people who have previously tested positive.

Date	Number of negatives	Percent positive	Number of positives
6/1	760	6.3%	51
6/2	2,189	3.7%	84
6/3	3,840	2.5%	100
6/4	4,198	2.4%	104
6/5	2,829	3.2%	95
6/6	4,797	2.9%	145
6/7	2,425	4.4%	112
6/8	3,260	4.0%	135
6/9	1,539	6.6%	108
6/10	2,434	5.8%	151
6/11	4,339	4.9%	225
6/12	3,362	5.8%	208
6/13	3,923	2.7%	108
6/14	2,426	5.2%	133

Emergency department (ED) and freestanding ED (FSED) chief complaint and admission data for Broward County

Daily percent of ED visits mentioning cough, fever, or shortness of breath

Weekly count of ED and FSED visits for influenza-like illness

Daily percent of ED visits resulting in cough-associated admissions

Weekly count of ED and FSED visits for COVID-like illness

The Electronic Surveillance System for the Early Notification of Community-Based Epidemics (ESSENCE-FL) includes chief complaint data from 211 of 212 Florida EDs and 74 of 79 Florida FSEDs. Data are transmitted electronically to ESSENCE-FL daily or hourly.

Coronavirus: summary for Calhoun County

Data for Jun 15, 2020 (verified at 10 AM)

Data in this report are provisional and subject to change.

Confirmed cases		Cases confirmed in Florida residents per day												
Total cases	66													
Florida residents	66													
Non-Florida residents	0													
Gender for Florida residents														
Men	15													
Women	51													
Unknown	0													
Age for Florida residents														
Range	20 - 99													
Median age	78													
Race, ethnicity		Cases	Hospitalizations		Deaths		Outcomes for Florida residents							
White		47	71%	4	67%	5	Calhoun							
Hispanic		0	0%	0	0%	0	Hospitalizations		6		(9% of all cases)			
Non-Hispanic		43	65%	4	67%	5	Deaths		5		(8% of all cases)			
Unknown ethnicity		4	6%	0	0%	0	Statewide							
Black		11	17%	2	33%	0	Hospitalizations		12,015		(16% of all cases)			
Hispanic		0	0%	0	0%	0	Deaths		2,938		(4% of all cases)			
Non-Hispanic		10	15%	2	33%	0	Cases in facility staff/residents							
Unknown ethnicity		1	2%	0	0%	0	Calhoun							
Other		0	0%	0	0%	0	Long-term care		57		(86% of all cases)			
Hispanic		0	0%	0	0%	0	Correctional		3		(5% of all cases)			
Non-Hispanic		0	0%	0	0%	0	Statewide							
Unknown ethnicity		0	0%	0	0%	0	Long-term care		10,941		(15% of all cases)			
Unknown race		8	12%	0	0%	0	Correctional		3,088		(4% of all cases)			
Hispanic		0	0%	0	0%	0								
Non-Hispanic		0	0%	0	0%	0								
Unknown ethnicity		8	12%	0	0%	0								
Total	66			6										

Hospitalization counts include anyone who was hospitalized at some point during their illness. It does not reflect the number of people currently hospitalized.
Other race includes any person with a race of American Indian/Alaskan native, Asian, native Hawaiian/Pacific Islander, or other.

Laboratory testing for Florida residents and non-Florida residents over the past 2 weeks

Number and percent of positive labs

These counts include the number of people for whom the department received laboratory results by day. This percent is the number of people who test positive for the first time divided by all the people tested that day, excluding people who have previously tested positive.

Date	Number of positives	Percent positive	Number of negatives
6/1	1	33.3%	2
6/2	0	0.0%	5
6/3	0	0.0%	9
6/4	1	12.5%	7
6/5	1	9.1%	10
6/6	0	0.0%	14
6/7	0	0.0%	31
6/8	0	0.0%	3
6/9	0	0.0%	2
6/10	0	0.0%	4
6/11	0	0.0%	5
6/12	0	0.0%	5
6/13	1	14.3%	6
6/14	1	5.0%	19

Emergency department (ED) and freestanding ED (FSED) chief complaint and admission data for Calhoun County

Daily percent of ED visits mentioning cough, fever, or shortness of breath

Weekly count of ED and FSED visits for influenza-like illness

Daily percent of ED visits resulting in cough-associated admissions

Weekly count of ED and FSED visits for COVID-like illness

The Electronic Surveillance System for the Early Notification of Community-Based Epidemics (ESSENCE-FL) includes chief complaint data from 211 of 212 Florida EDs and 74 of 79 Florida FSEDs. Data are transmitted electronically to ESSENCE-FL daily or hourly.

Coronavirus: summary for Charlotte County

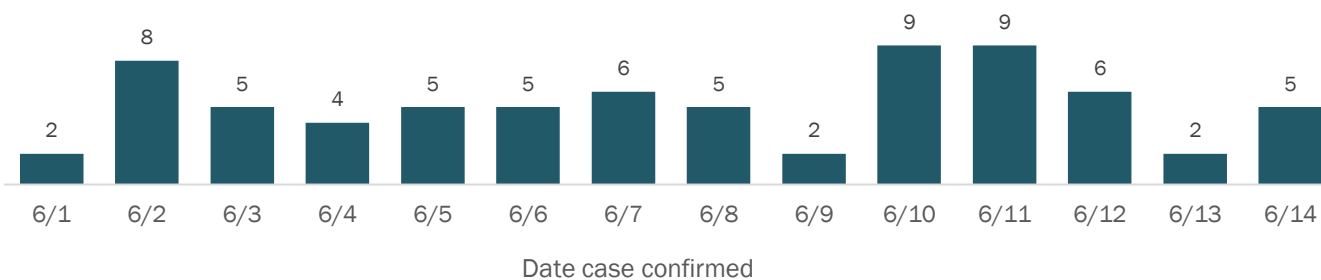
Data for Jun 15, 2020 (verified at 10 AM)

Data in this report are provisional and subject to change.

Confirmed cases

Total cases	537
Florida residents	535
Non-Florida residents	2
Gender for Florida residents	
Men	209
Women	326
Unknown	0
Age for Florida residents	
Range	0 - 101
Median age	64

Cases confirmed in Florida residents per day



Race, ethnicity	Cases	Hospitalizations	Deaths
White	439	110	62
Hispanic	26	4	1
Non-Hispanic	401	103	61
Unknown ethnicity	12	3	0
Black	52	12	6
Hispanic	1	0	0
Non-Hispanic	49	12	6
Unknown ethnicity	2	0	0
Other	13	3	0
Hispanic	3	0	0
Non-Hispanic	10	3	0
Unknown ethnicity	0	0	0
Unknown race	31	8	5
Hispanic	0	0	0
Non-Hispanic	1	0	1
Unknown ethnicity	30	8	4
Total	535	133	73

Outcomes for Florida residents

Charlotte		
Hospitalizations	133	(25% of all cases)
Deaths	73	(14% of all cases)

Statewide

Hospitalizations	12,015	(16% of all cases)
Deaths	2,938	(4% of all cases)

Cases in facility staff/residents

Charlotte		
Long-term care	229	(43% of all cases)
Correctional	4	(1% of all cases)

Statewide

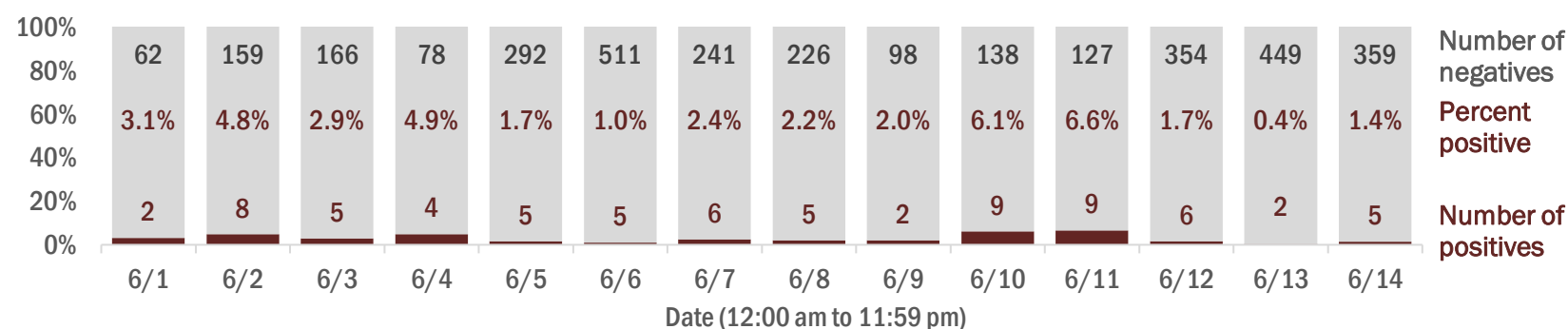
Long-term care	10,941	(15% of all cases)
Correctional	3,088	(4% of all cases)

Hospitalization counts include anyone who was hospitalized at some point during their illness. It does not reflect the number of people currently hospitalized.
Other race includes any person with a race of American Indian/Alaskan native, Asian, native Hawaiian/Pacific Islander, or other.

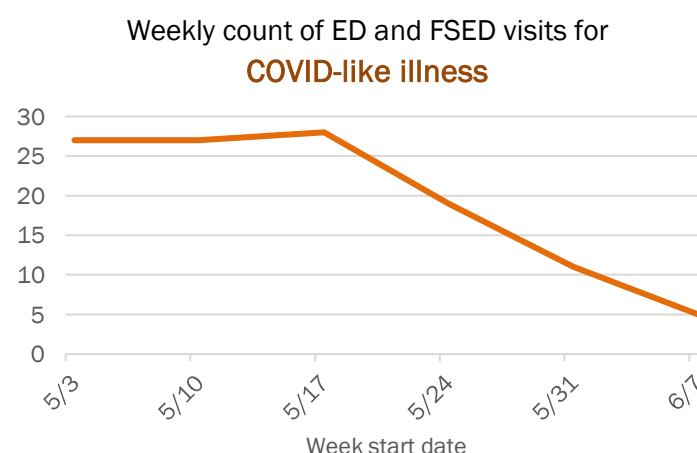
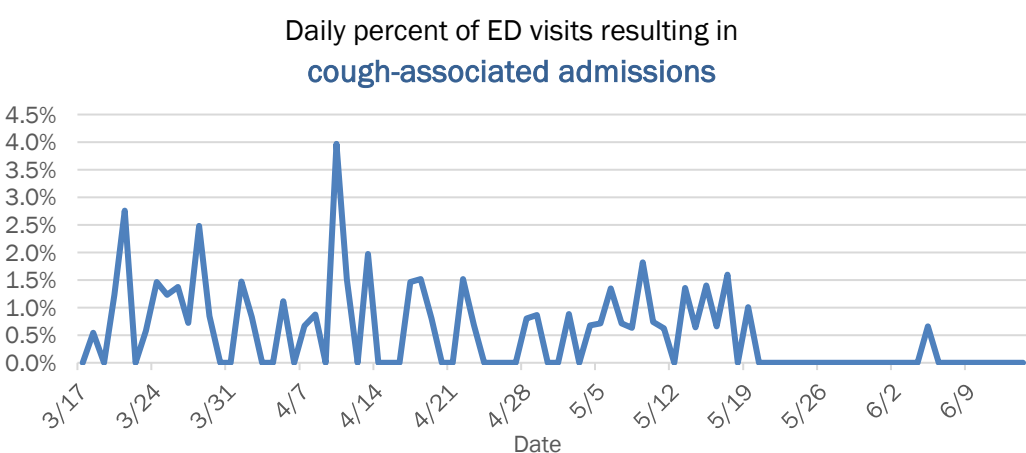
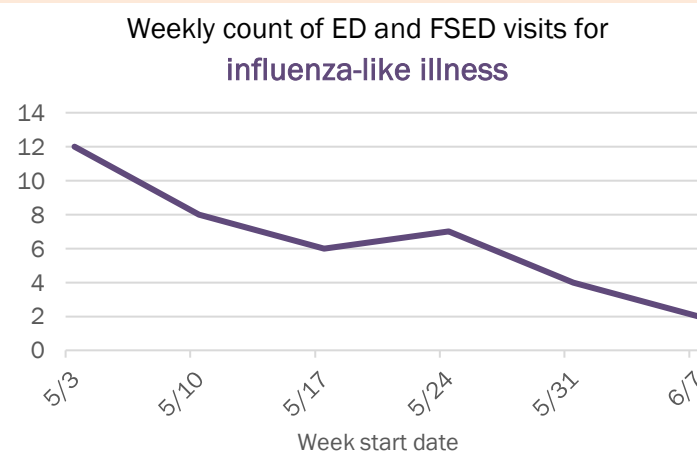
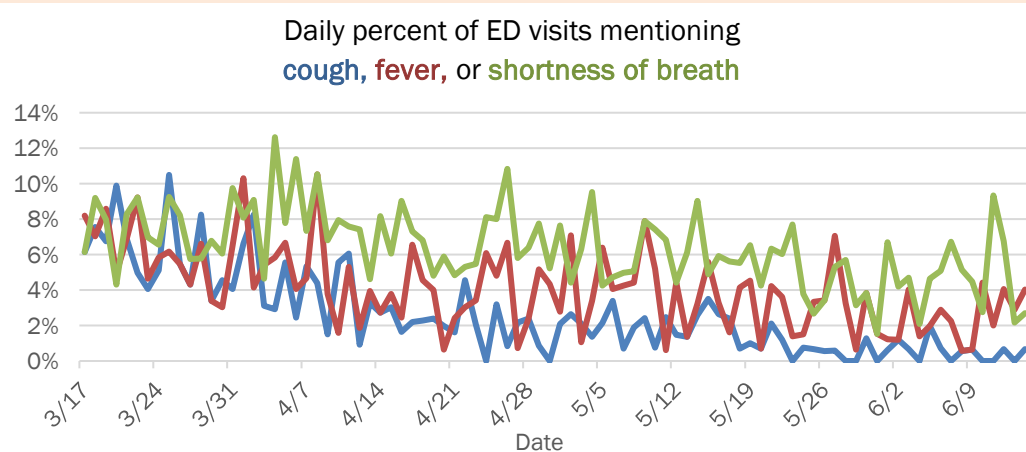
Laboratory testing for Florida residents and non-Florida residents over the past 2 weeks

Number and percent of positive labs

These counts include the number of people for whom the department received laboratory results by day. This percent is the number of people who test positive for the first time divided by all the people tested that day, excluding people who have previously tested positive.



Emergency department (ED) and freestanding ED (FSED) chief complaint and admission data for Charlotte County



The Electronic Surveillance System for the Early Notification of Community-Based Epidemics (ESSENCE-FL) includes chief complaint data from 211 of 212 Florida EDs and 74 of 79 Florida FSEDs. Data are transmitted electronically to ESSENCE-FL daily or hourly.

Coronavirus: summary for Citrus County

Data for Jun 15, 2020 (verified at 10 AM)

Data in this report are provisional and subject to change.

Confirmed cases		Cases confirmed in Florida residents per day	
Total cases	150		
Florida residents	150		
Non-Florida residents	0		
Gender for Florida residents			
Men	76		
Women	74		
Unknown	0		
Age for Florida residents			
Range	0 - 97		
Median age	58		

Race, ethnicity	Cases	Hospitalizations	Deaths
White	108 (72%)	30 (91%)	12 (100%)
Hispanic	10 (7%)	1 (3%)	0 (0%)
Non-Hispanic	95 (63%)	29 (88%)	12 (100%)
Unknown ethnicity	3 (2%)	0 (0%)	0 (0%)
Black	8 (5%)	0 (0%)	0 (0%)
Hispanic	0 (0%)	0 (0%)	0 (0%)
Non-Hispanic	8 (5%)	0 (0%)	0 (0%)
Unknown ethnicity	0 (0%)	0 (0%)	0 (0%)
Other	8 (5%)	0 (0%)	0 (0%)
Hispanic	3 (2%)	0 (0%)	0 (0%)
Non-Hispanic	5 (3%)	0 (0%)	0 (0%)
Unknown ethnicity	0 (0%)	0 (0%)	0 (0%)
Unknown race	26 (17%)	3 (9%)	0 (0%)
Hispanic	3 (2%)	0 (0%)	0 (0%)
Non-Hispanic	0 (0%)	0 (0%)	0 (0%)
Unknown ethnicity	23 (15%)	3 (9%)	0 (0%)
Total	150	33	12

Outcomes for Florida residents	
Citrus	
Hospitalizations	33 (22% of all cases)
Deaths	12 (8% of all cases)
Statewide	
Hospitalizations	12,015 (16% of all cases)
Deaths	2,938 (4% of all cases)

Cases in facility staff/residents	
Citrus	
Long-term care	11 (7% of all cases)
Correctional	4 (3% of all cases)
Statewide	
Long-term care	10,941 (15% of all cases)
Correctional	3,088 (4% of all cases)

Hospitalization counts include anyone who was hospitalized at some point during their illness. It does not reflect the number of people currently hospitalized.
Other race includes any person with a race of American Indian/Alaskan native, Asian, native Hawaiian/Pacific Islander, or other.

Laboratory testing for Florida residents and non-Florida residents over the past 2 weeks

Number and percent of positive labs

These counts include the number of people for whom the department received laboratory results by day. This percent is the number of people who test positive for the first time divided by all the people tested that day, excluding people who have previously tested positive.

Date	Number of negatives	Percent positive	Number of positives
6/1	69	0.0%	0
6/2	169	0.0%	0
6/3	149	0.0%	0
6/4	181	1.6%	3
6/5	1,059	0.0%	0
6/6	163	1.8%	3
6/7	151	0.0%	0
6/8	343	0.0%	0
6/9	137	0.0%	0
6/10	124	2.4%	3
6/11	329	0.9%	3
6/12	263	2.2%	6
6/13	143	2.1%	3
6/14	222	2.6%	6

Emergency department (ED) and freestanding ED (FSED) chief complaint and admission data for Citrus County

Daily percent of ED visits mentioning cough, fever, or shortness of breath

Weekly count of ED and FSED visits for influenza-like illness

Daily percent of ED visits resulting in cough-associated admissions

Weekly count of ED and FSED visits for COVID-like illness

The Electronic Surveillance System for the Early Notification of Community-Based Epidemics (ESSENCE-FL) includes chief complaint data from 211 of 212 Florida EDs and 74 of 79 Florida FSEDs. Data are transmitted electronically to ESSENCE-FL daily or hourly.

Coronavirus: summary for Clay County

Data for Jun 15, 2020 (verified at 10 AM)

Data in this report are provisional and subject to change.

Confirmed cases

Total cases	440
Florida residents	437
Non-Florida residents	3
Gender for Florida residents	
Men	182
Women	255
Unknown	0
Age for Florida residents	
Range	6 - 95
Median age	57

Cases confirmed in Florida residents per day



Race, ethnicity	Cases	Hospitalizations	Deaths
White	248 (57%)	61 (64%)	22 (69%)
Hispanic	22 (5%)	6 (6%)	3 (9%)
Non-Hispanic	215 (49%)	54 (56%)	18 (56%)
Unknown ethnicity	11 (3%)	1 (1%)	1 (3%)
Black	87 (20%)	26 (27%)	6 (19%)
Hispanic	2 (0%)	0 (0%)	0 (0%)
Non-Hispanic	77 (18%)	26 (27%)	6 (19%)
Unknown ethnicity	8 (2%)	0 (0%)	0 (0%)
Other	43 (10%)	6 (6%)	3 (9%)
Hispanic	11 (3%)	2 (2%)	0 (0%)
Non-Hispanic	30 (7%)	4 (4%)	3 (9%)
Unknown ethnicity	2 (0%)	0 (0%)	0 (0%)
Unknown race	59 (14%)	3 (3%)	1 (3%)
Hispanic	1 (0%)	0 (0%)	0 (0%)
Non-Hispanic	2 (0%)	0 (0%)	0 (0%)
Unknown ethnicity	56 (13%)	3 (3%)	1 (3%)
Total	437	96	32

Outcomes for Florida residents

Clay		
Hospitalizations	96	(22% of all cases)
Deaths	32	(7% of all cases)

Statewide

Hospitalizations	12,015	(16% of all cases)
Deaths	2,938	(4% of all cases)

Cases in facility staff/residents

Clay		
Long-term care	196	(45% of all cases)
Correctional	1	(0% of all cases)

Statewide

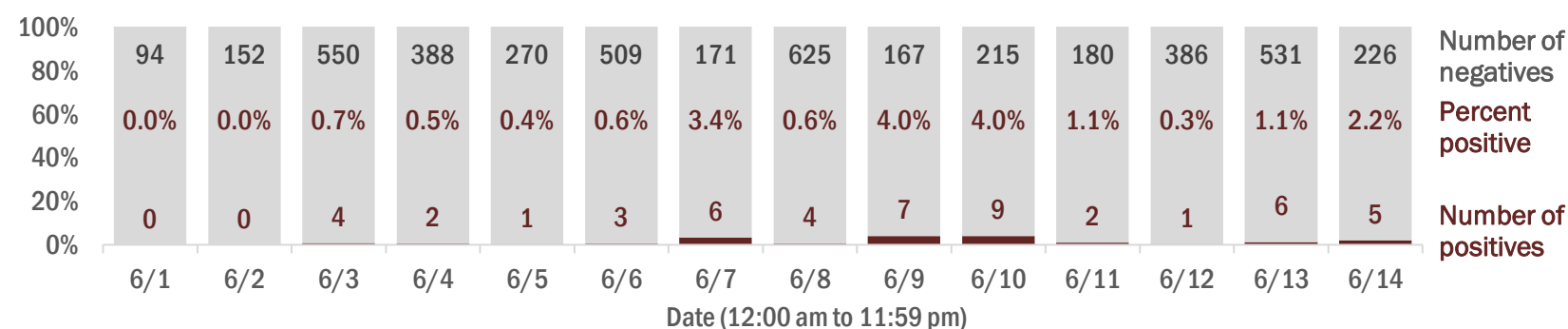
Long-term care	10,941	(15% of all cases)
Correctional	3,088	(4% of all cases)

Hospitalization counts include anyone who was hospitalized at some point during their illness. It does not reflect the number of people currently hospitalized.
Other race includes any person with a race of American Indian/Alaskan native, Asian, native Hawaiian/Pacific Islander, or other.

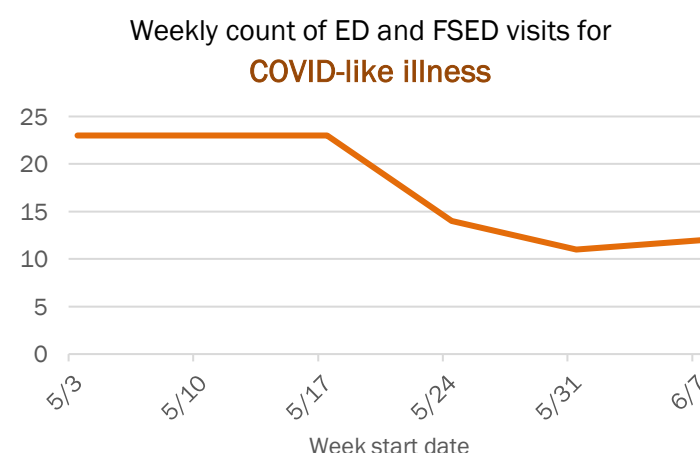
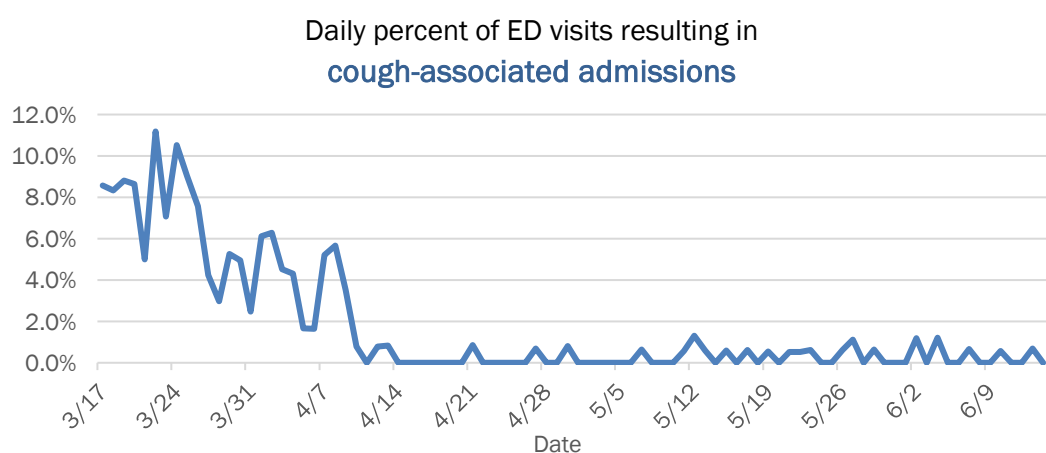
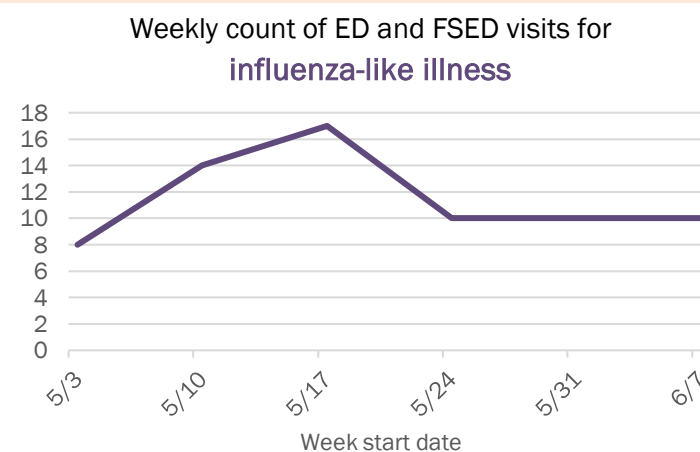
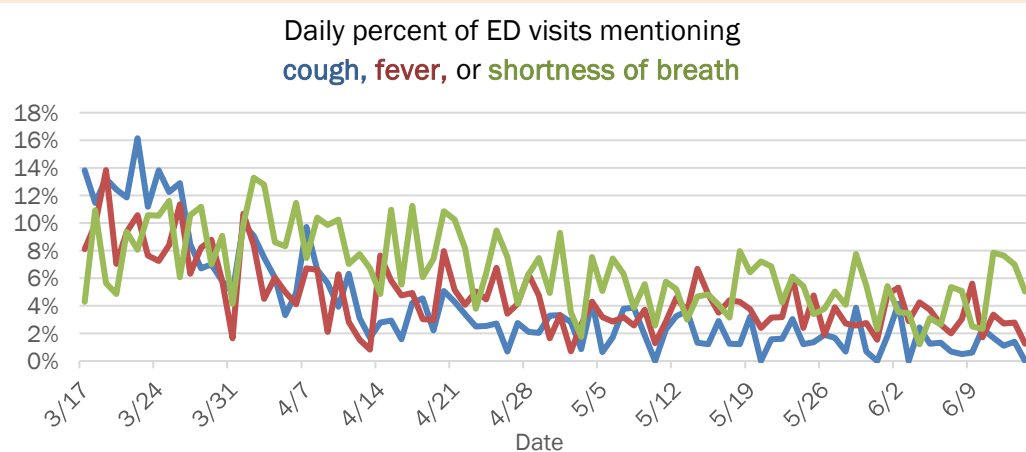
Laboratory testing for Florida residents and non-Florida residents over the past 2 weeks

Number and percent of positive labs

These counts include the number of people for whom the department received laboratory results by day. This percent is the number of people who test positive for the first time divided by all the people tested that day, excluding people who have previously tested positive.



Emergency department (ED) and freestanding ED (FSED) chief complaint and admission data for Clay County



The Electronic Surveillance System for the Early Notification of Community-Based Epidemics (ESSENCE-FL) includes chief complaint data from 211 of 212 Florida EDs and 74 of 79 Florida FSEDs. Data are transmitted electronically to ESSENCE-FL daily or hourly.

Coronavirus: summary for Collier County

Data for Jun 15, 2020 (verified at 10 AM)

Data in this report are provisional and subject to change.

Confirmed cases		Cases confirmed in Florida residents per day													
Total cases	2,592	28	67	135	44	63	89	55	63	102	67	55	79	92	72
Florida residents	2,515														
Non-Florida residents	77														
Gender for Florida residents															
Men	1,289														
Women	1,221														
Unknown	5														
Age for Florida residents															
Range	0 - 101														
Median age	42														
Race, ethnicity		Cases	Hospitalizations	Deaths											
White	1,482	59%	191	71%	46	77%									
Hispanic	988	39%	93	34%	9	15%									
Non-Hispanic	445	18%	98	36%	35	58%									
Unknown ethnicity	49	2%	0	0%	2	3%									
Black	133	5%	24	9%	5	8%									
Hispanic	3	0%	1	0%	0	0%									
Non-Hispanic	127	5%	23	9%	4	7%									
Unknown ethnicity	3	0%	0	0%	1	2%									
Other	230	9%	30	11%	3	5%									
Hispanic	196	8%	25	9%	2	3%									
Non-Hispanic	25	1%	5	2%	0	0%									
Unknown ethnicity	9	0%	0	0%	1	2%									
Unknown race	670	27%	25	9%	6	10%									
Hispanic	159	6%	6	2%	0	0%									
Non-Hispanic	21	1%	1	0%	0	0%									
Unknown ethnicity	490	19%	18	7%	6	10%									
Total	2,515		270		60										

Outcomes for Florida residents		
Collier		
Hospitalizations	270	(11% of all cases)
Deaths	60	(2% of all cases)
Statewide		
Hospitalizations	12,015	(16% of all cases)
Deaths	2,938	(4% of all cases)

Cases in facility staff/residents		
Collier		
Long-term care	215	(9% of all cases)
Correctional	2	(0% of all cases)
Statewide		
Long-term care	10,941	(15% of all cases)
Correctional	3,088	(4% of all cases)

Hospitalization counts include anyone who was hospitalized at some point during their illness. It does not reflect the number of people currently hospitalized.
Other race includes any person with a race of American Indian/Alaskan native, Asian, native Hawaiian/Pacific Islander, or other.

Laboratory testing for Florida residents and non-Florida residents over the past 2 weeks

Number and percent of positive labs

These counts include the number of people for whom the department received laboratory results by day. This percent is the number of people who test positive for the first time divided by all the people tested that day, excluding people who have previously tested positive.

Date	Number of positives	Percent positive	Number of negatives
6/1	28	24.6%	86
6/2	67	17.0%	328
6/3	135	12.5%	945
6/4	44	12.3%	314
6/5	63	8.0%	723
6/6	89	9.7%	832
6/7	55	7.9%	645
6/8	63	10.8%	522
6/9	102	15.5%	557
6/10	67	15.2%	374
6/11	55	6.7%	766
6/12	79	12.8%	536
6/13	92	8.8%	958
6/14	72	10.6%	605

Emergency department (ED) and freestanding ED (FSED) chief complaint and admission data for Collier County

Daily percent of ED visits mentioning cough, fever, or shortness of breath

Daily percent of ED visits resulting in cough-associated admissions

Weekly count of ED and FSED visits for influenza-like illness

Weekly count of ED and FSED visits for COVID-like illness

The Electronic Surveillance System for the Early Notification of Community-Based Epidemics (ESSENCE-FL) includes chief complaint data from 211 of 212 Florida EDs and 74 of 79 Florida FSEDs. Data are transmitted electronically to ESSENCE-FL daily or hourly.

Coronavirus: summary for Columbia County

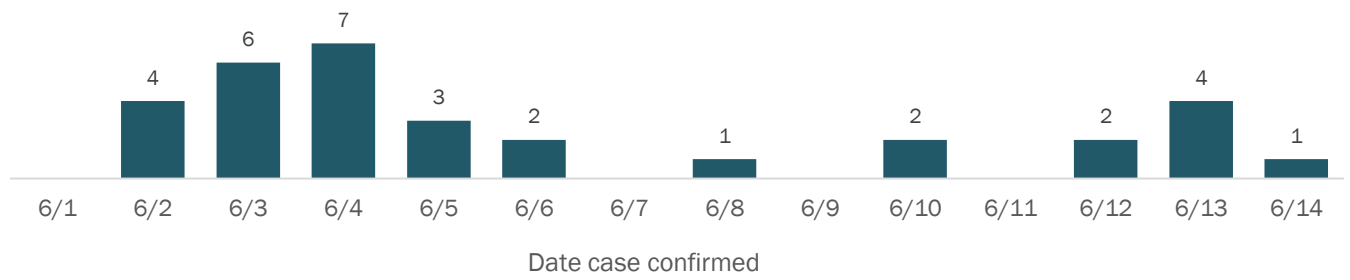
Data for Jun 15, 2020 (verified at 10 AM)

Data in this report are provisional and subject to change.

Confirmed cases

Total cases	183
Florida residents	181
Non-Florida residents	2
Gender for Florida residents	
Men	90
Women	91
Unknown	0
Age for Florida residents	
Range	0 - 97
Median age	40

Cases confirmed in Florida residents per day



Race, ethnicity	Cases	Hospitalizations	Deaths
White	85 (47%)	7 (47%)	1 (50%)
Hispanic	6 (3%)	1 (7%)	0 (0%)
Non-Hispanic	75 (41%)	6 (40%)	1 (50%)
Unknown ethnicity	4 (2%)	0 (0%)	0 (0%)
Black	82 (45%)	7 (47%)	0 (0%)
Hispanic	2 (1%)	0 (0%)	0 (0%)
Non-Hispanic	80 (44%)	7 (47%)	0 (0%)
Unknown ethnicity	0 (0%)	0 (0%)	0 (0%)
Other	12 (7%)	1 (7%)	1 (50%)
Hispanic	7 (4%)	1 (7%)	1 (50%)
Non-Hispanic	5 (3%)	0 (0%)	0 (0%)
Unknown ethnicity	0 (0%)	0 (0%)	0 (0%)
Unknown race	2 (1%)	0 (0%)	0 (0%)
Hispanic	0 (0%)	0 (0%)	0 (0%)
Non-Hispanic	0 (0%)	0 (0%)	0 (0%)
Unknown ethnicity	2 (1%)	0 (0%)	0 (0%)
Total	181	15	2

Outcomes for Florida residents

Columbia		
Hospitalizations	15	(8% of all cases)
Deaths	2	(1% of all cases)

Statewide

Hospitalizations	12,015	(16% of all cases)
Deaths	2,938	(4% of all cases)

Cases in facility staff/residents

Columbia		
Long-term care	17	(9% of all cases)
Correctional	27	(15% of all cases)

Statewide

Long-term care	10,941	(15% of all cases)
Correctional	3,088	(4% of all cases)

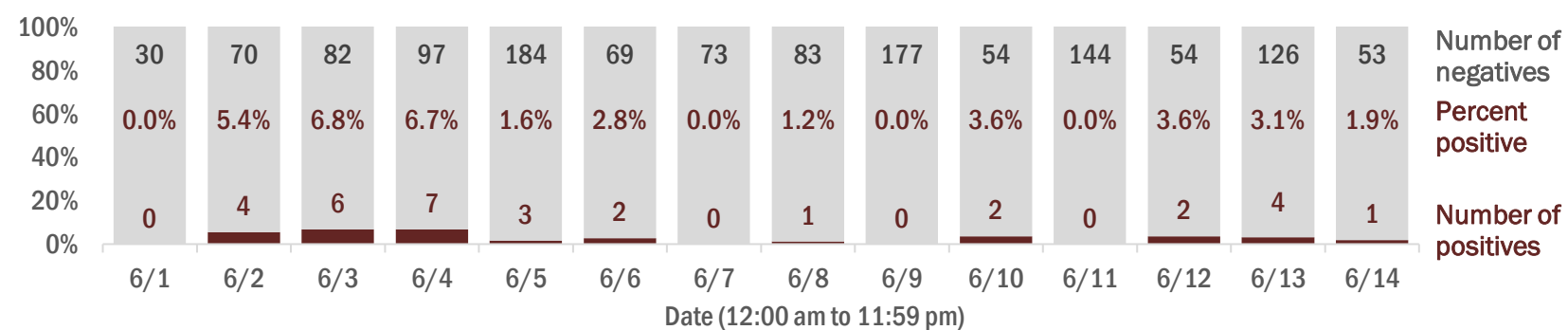
Hospitalization counts include anyone who was hospitalized at some point during their illness. It does not reflect the number of people currently hospitalized.

Other race includes any person with a race of American Indian/Alaskan native, Asian, native Hawaiian/Pacific Islander, or other.

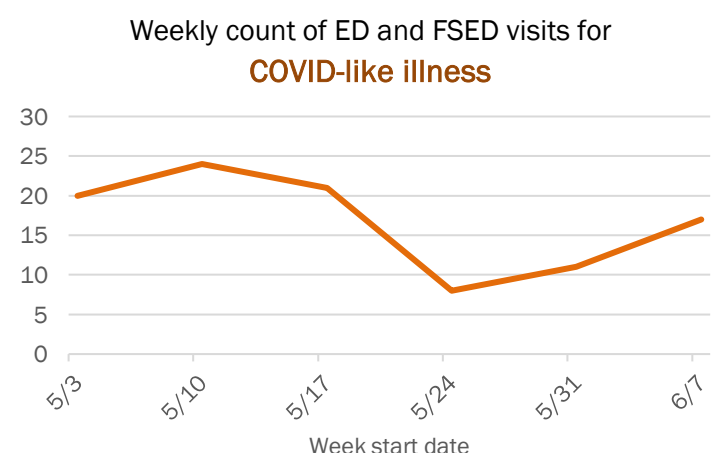
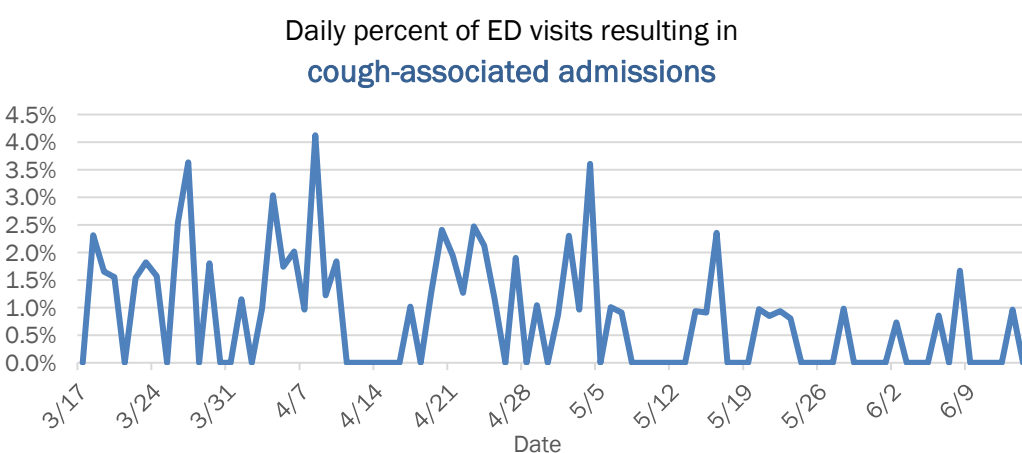
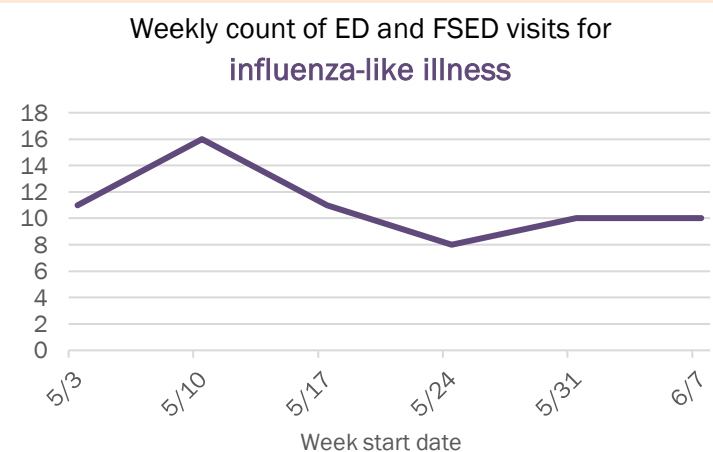
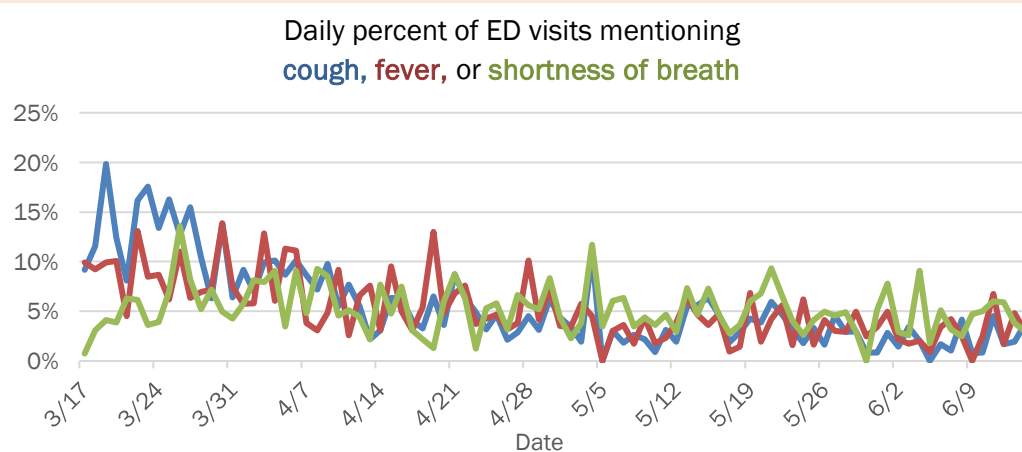
Laboratory testing for Florida residents and non-Florida residents over the past 2 weeks

Number and percent of positive labs

These counts include the number of people for whom the department received laboratory results by day. This percent is the number of people who test positive for the first time divided by all the people tested that day, excluding people who have previously tested positive.



Emergency department (ED) and freestanding ED (FSED) chief complaint and admission data for Columbia County



The Electronic Surveillance System for the Early Notification of Community-Based Epidemics (ESSENCE-FL) includes chief complaint data from 211 of 212 Florida EDs and 74 of 79 Florida FSEDs. Data are transmitted electronically to ESSENCE-FL daily or hourly.

Coronavirus: summary for Dade County

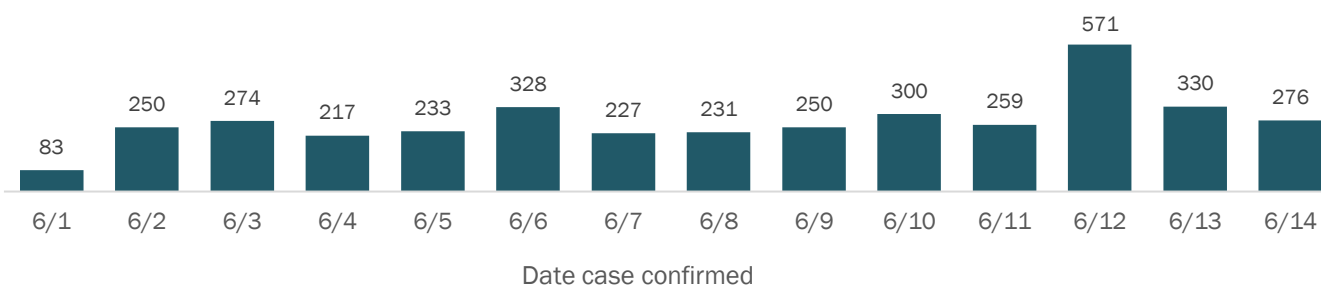
Data for Jun 15, 2020 (verified at 10 AM)

Data in this report are provisional and subject to change.

Confirmed cases

Total cases	22,197
Florida residents	21,762
Non-Florida residents	435
Gender for Florida residents	
Men	10,906
Women	10,836
Unknown	20
Age for Florida residents	
Range	0 - 112
Median age	48

Cases confirmed in Florida residents per day



Race, ethnicity	Cases	Hospitalizations	Deaths
White	11,788	2,318	583
Hispanic	9,973	1,961	448
Non-Hispanic	1,337	303	110
Unknown ethnicity	478	54	25
Black	3,397	824	203
Hispanic	363	94	12
Non-Hispanic	2,813	695	182
Unknown ethnicity	221	35	9
Other	1,099	154	20
Hispanic	629	88	9
Non-Hispanic	297	55	9
Unknown ethnicity	173	11	2
Unknown race	5,478	138	20
Hispanic	734	39	3
Non-Hispanic	109	14	1
Unknown ethnicity	4,635	85	16
Total	21,762	3,434	826

Outcomes for Florida residents

Dade		
Hospitalizations	3,434	(16% of all cases)
Deaths	826	(4% of all cases)

Statewide

Hospitalizations	12,015	(16% of all cases)
Deaths	2,938	(4% of all cases)

Cases in facility staff/residents

Dade		
Long-term care	2,958	(14% of all cases)
Correctional	1,058	(5% of all cases)

Statewide

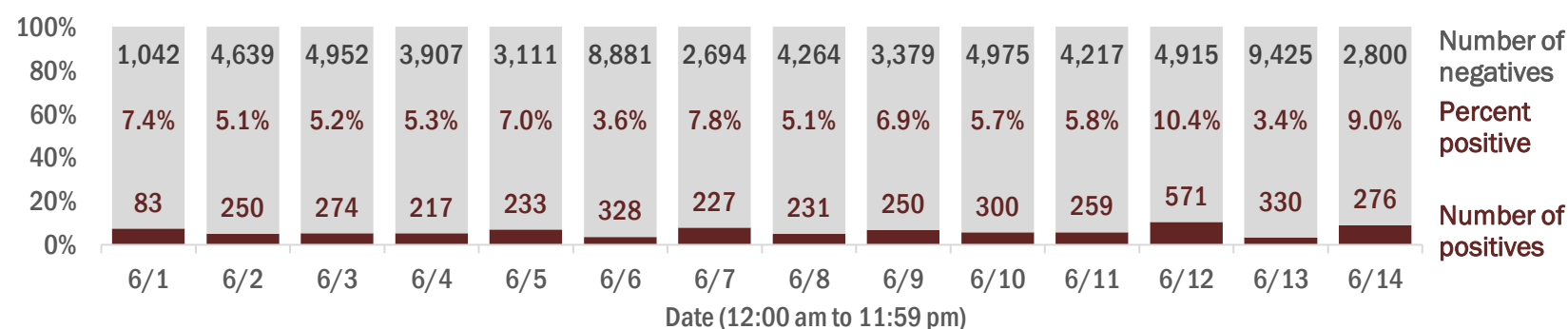
Long-term care	10,941	(15% of all cases)
Correctional	3,088	(4% of all cases)

Hospitalization counts include anyone who was hospitalized at some point during their illness. It does not reflect the number of people currently hospitalized.
Other race includes any person with a race of American Indian/Alaskan native, Asian, native Hawaiian/Pacific Islander, or other.

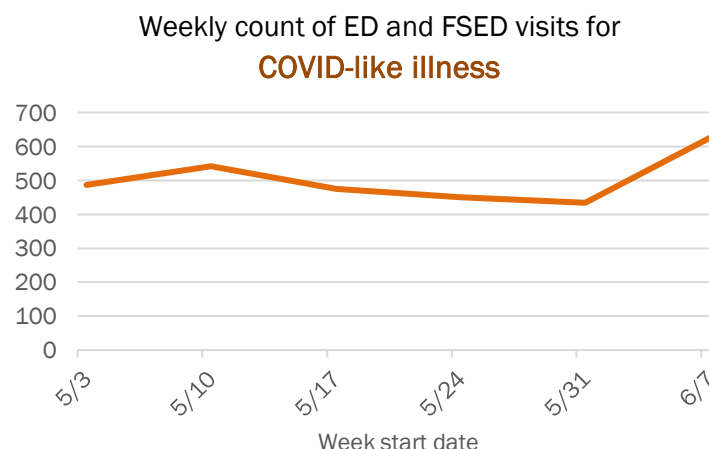
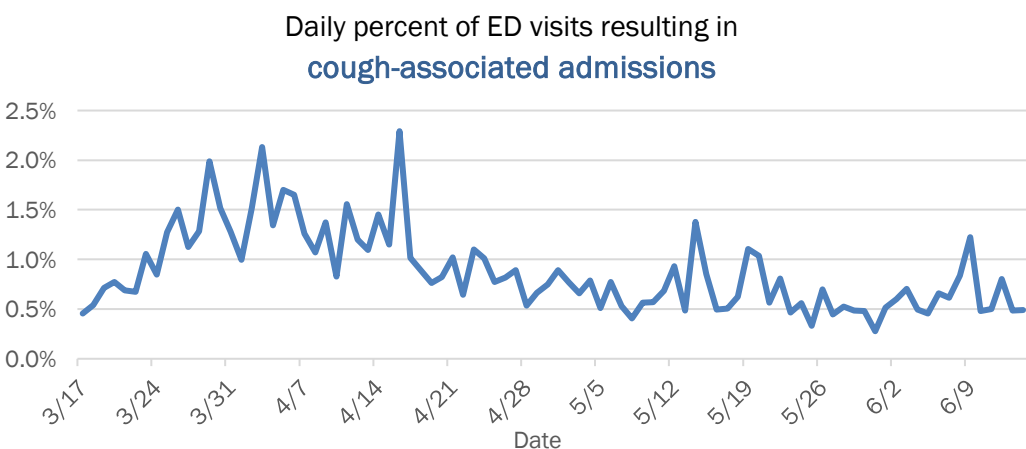
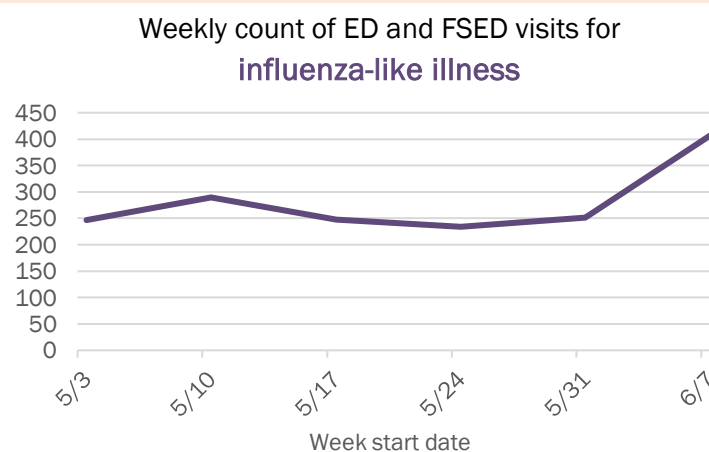
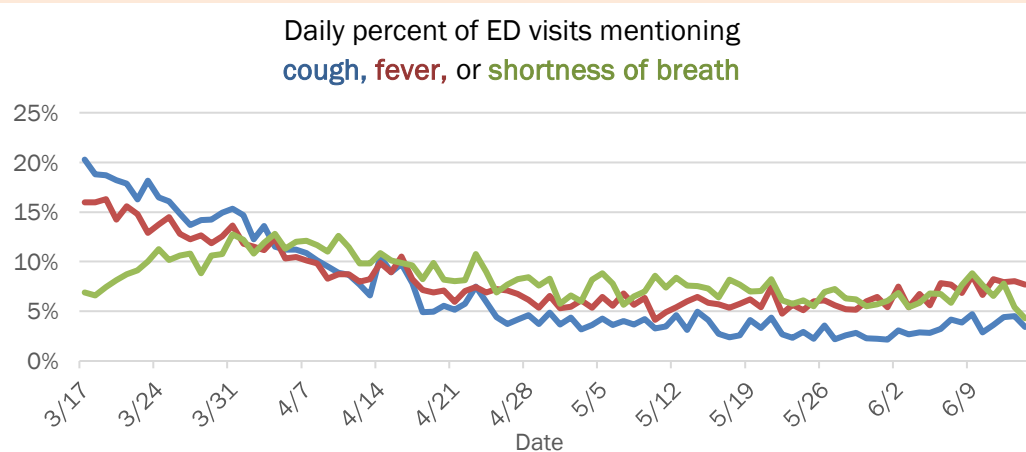
Laboratory testing for Florida residents and non-Florida residents over the past 2 weeks

Number and percent of positive labs

These counts include the number of people for whom the department received laboratory results by day. This percent is the number of people who test positive for the first time divided by all the people tested that day, excluding people who have previously tested positive.



Emergency department (ED) and freestanding ED (FSED) chief complaint and admission data for Dade County



The Electronic Surveillance System for the Early Notification of Community-Based Epidemics (ESSENCE-FL) includes chief complaint data from 211 of 212 Florida EDs and 74 of 79 Florida FSEDs. Data are transmitted electronically to ESSENCE-FL daily or hourly.

Coronavirus: summary for Desoto County

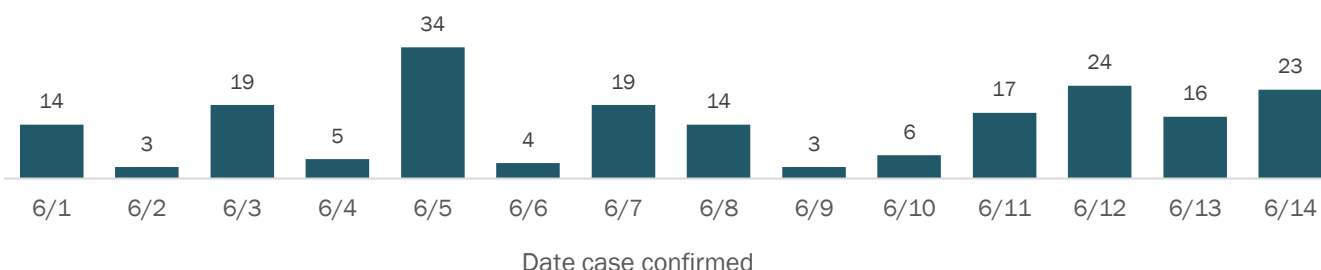
Data for Jun 15, 2020 (verified at 10 AM)

Data in this report are provisional and subject to change.

Confirmed cases

Total cases	387
Florida residents	387
Non-Florida residents	0
Gender for Florida residents	
Men	221
Women	165
Unknown	1
Age for Florida residents	
Range	0 - 92
Median age	36

Cases confirmed in Florida residents per day



Race, ethnicity	Cases	Hospitalizations	Deaths
White	307 (79%)	29 (64%)	6 (60%)
Hispanic	246 (64%)	14 (31%)	1 (10%)
Non-Hispanic	51 (13%)	12 (27%)	4 (40%)
Unknown ethnicity	10 (3%)	3 (7%)	1 (10%)
Black	27 (7%)	8 (18%)	1 (10%)
Hispanic	1 (0%)	0 (0%)	0 (0%)
Non-Hispanic	26 (7%)	8 (18%)	1 (10%)
Unknown ethnicity	0 (0%)	0 (0%)	0 (0%)
Other	5 (1%)	2 (4%)	0 (0%)
Hispanic	3 (1%)	2 (4%)	0 (0%)
Non-Hispanic	2 (1%)	0 (0%)	0 (0%)
Unknown ethnicity	0 (0%)	0 (0%)	0 (0%)
Unknown race	48 (12%)	6 (13%)	3 (30%)
Hispanic	4 (1%)	2 (4%)	0 (0%)
Non-Hispanic	0 (0%)	0 (0%)	0 (0%)
Unknown ethnicity	44 (11%)	4 (9%)	3 (30%)
Total	387	45	10

Outcomes for Florida residents

Desoto		
Hospitalizations	45	(12% of all cases)
Deaths	10	(3% of all cases)

Statewide		
Hospitalizations	12,015	(16% of all cases)
Deaths	2,938	(4% of all cases)

Cases in facility staff/residents

Desoto		
Long-term care	18	(5% of all cases)
Correctional	11	(3% of all cases)

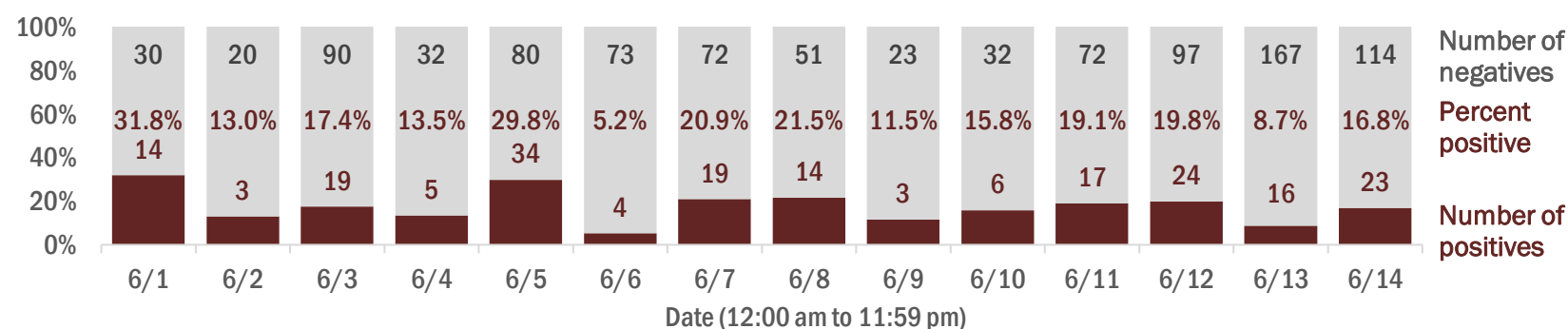
Statewide		
Long-term care	10,941	(15% of all cases)
Correctional	3,088	(4% of all cases)

Hospitalization counts include anyone who was hospitalized at some point during their illness. It does not reflect the number of people currently hospitalized.
Other race includes any person with a race of American Indian/Alaskan native, Asian, native Hawaiian/Pacific Islander, or other.

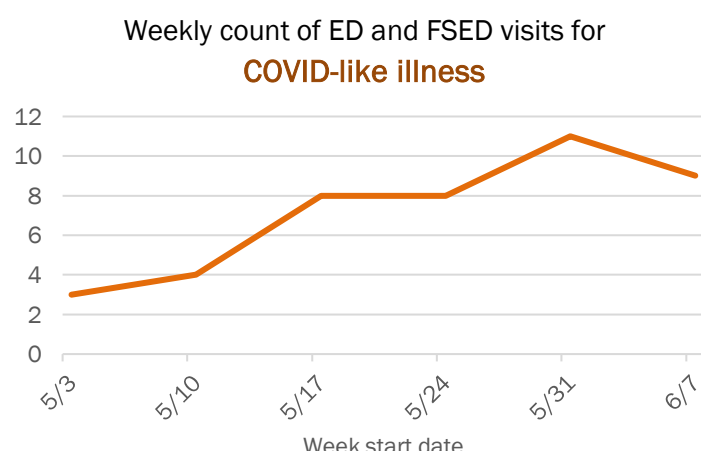
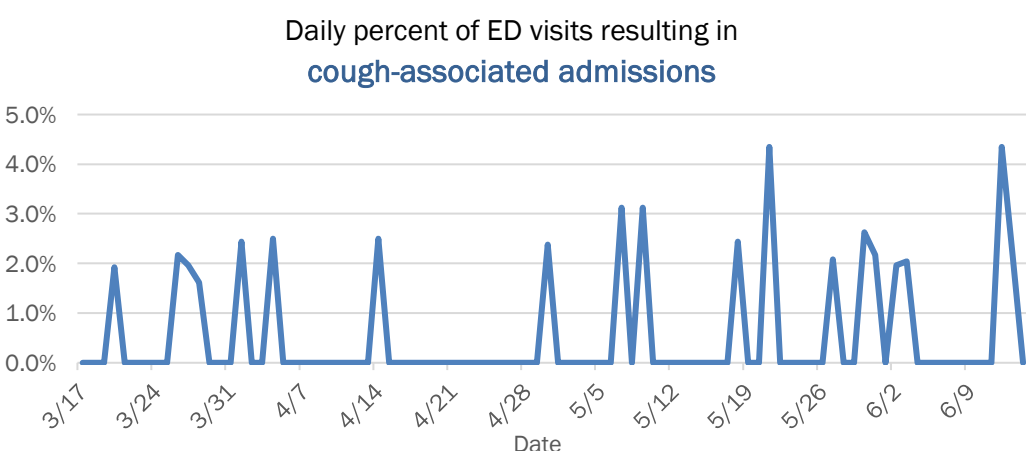
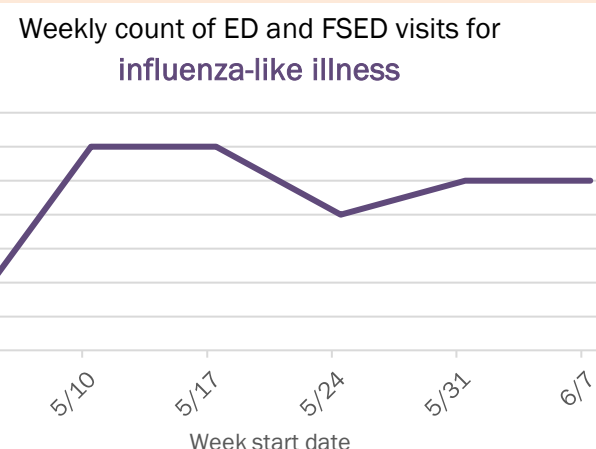
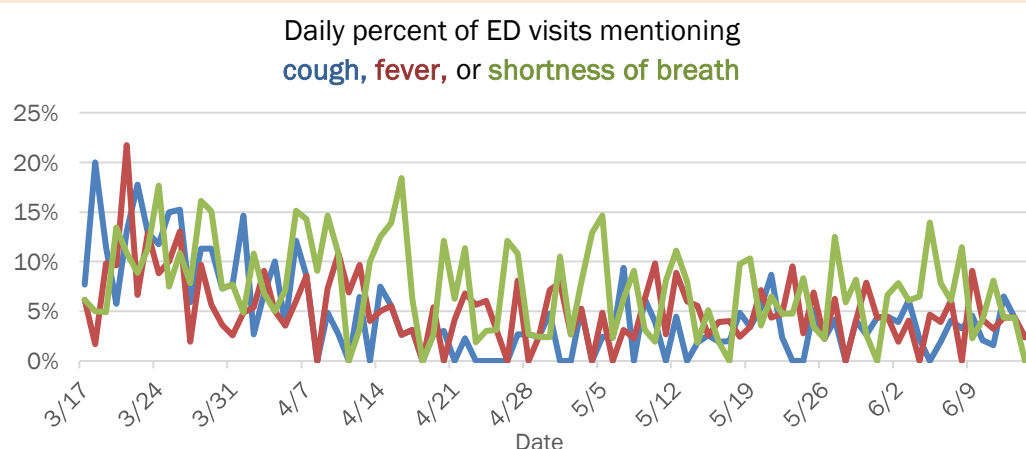
Laboratory testing for Florida residents and non-Florida residents over the past 2 weeks

Number and percent of positive labs

These counts include the number of people for whom the department received laboratory results by day. This percent is the number of people who test positive for the first time divided by all the people tested that day, excluding people who have previously tested positive.



Emergency department (ED) and freestanding ED (FSED) chief complaint and admission data for Desoto County



The Electronic Surveillance System for the Early Notification of Community-Based Epidemics (ESSENCE-FL) includes chief complaint data from 211 of 212 Florida EDs and 74 of 79 Florida FSEDs. Data are transmitted electronically to ESSENCE-FL daily or hourly.

Coronavirus: summary for Dixie County

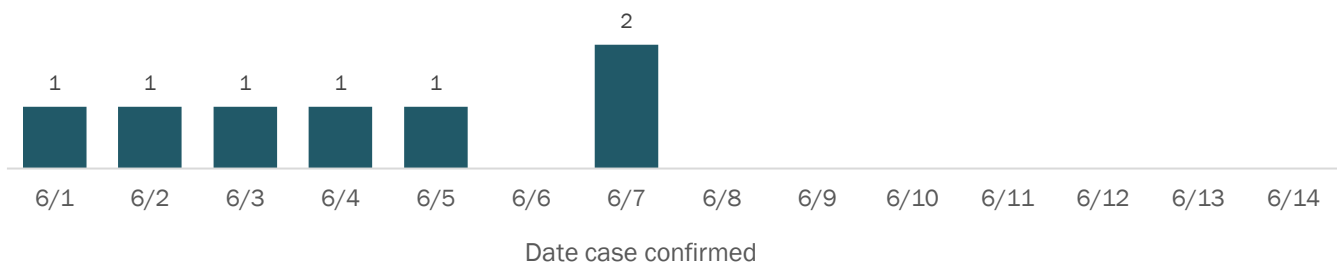
Data for Jun 15, 2020 (verified at 10 AM)

Data in this report are provisional and subject to change.

Confirmed cases

Total cases	60
Florida residents	60
Non-Florida residents	0
Gender for Florida residents	
Men	31
Women	29
Unknown	0
Age for Florida residents	
Range	6 - 91
Median age	48

Cases confirmed in Florida residents per day



Race, ethnicity	Cases	Hospitalizations	Deaths
White	44 (73%)	7 (70%)	2 (67%)
Hispanic	0 (0%)	0 (0%)	0 (0%)
Non-Hispanic	44 (73%)	7 (70%)	2 (67%)
Unknown ethnicity	0 (0%)	0 (0%)	0 (0%)
Black	14 (23%)	2 (20%)	1 (33%)
Hispanic	0 (0%)	0 (0%)	0 (0%)
Non-Hispanic	13 (22%)	2 (20%)	1 (33%)
Unknown ethnicity	1 (2%)	0 (0%)	0 (0%)
Other	1 (2%)	1 (10%)	0 (0%)
Hispanic	1 (2%)	1 (10%)	0 (0%)
Non-Hispanic	0 (0%)	0 (0%)	0 (0%)
Unknown ethnicity	0 (0%)	0 (0%)	0 (0%)
Unknown race	1 (2%)	0 (0%)	0 (0%)
Hispanic	0 (0%)	0 (0%)	0 (0%)
Non-Hispanic	0 (0%)	0 (0%)	0 (0%)
Unknown ethnicity	1 (2%)	0 (0%)	0 (0%)
Total	60	10	3

Outcomes for Florida residents

Dixie	
Hospitalizations	10 (17% of all cases)
Deaths	3 (5% of all cases)

Statewide

Hospitalizations	12,015 (16% of all cases)
Deaths	2,938 (4% of all cases)

Cases in facility staff/residents

Dixie	
Long-term care	5 (8% of all cases)
Correctional	2 (3% of all cases)

Statewide

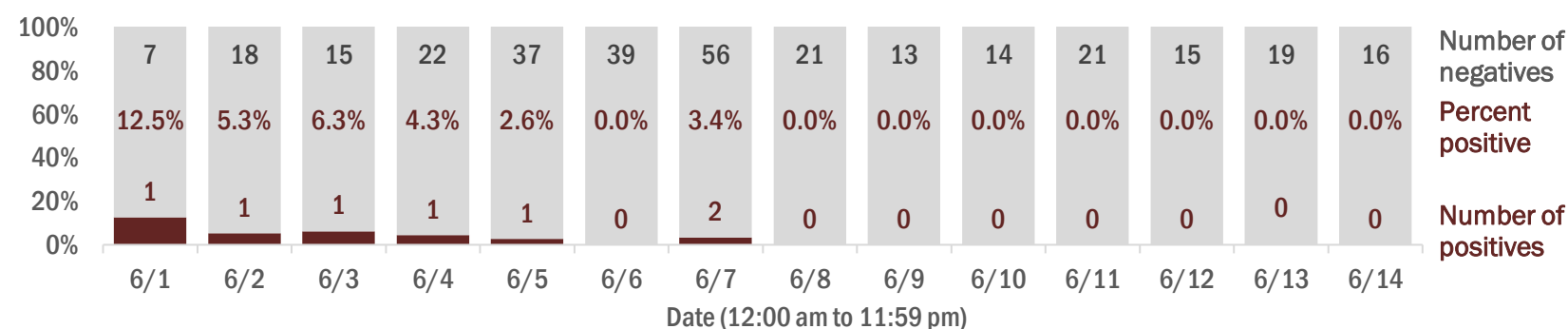
Long-term care	10,941 (15% of all cases)
Correctional	3,088 (4% of all cases)

Hospitalization counts include anyone who was hospitalized at some point during their illness. It does not reflect the number of people currently hospitalized.
Other race includes any person with a race of American Indian/Alaskan native, Asian, native Hawaiian/Pacific Islander, or other.

Laboratory testing for Florida residents and non-Florida residents over the past 2 weeks

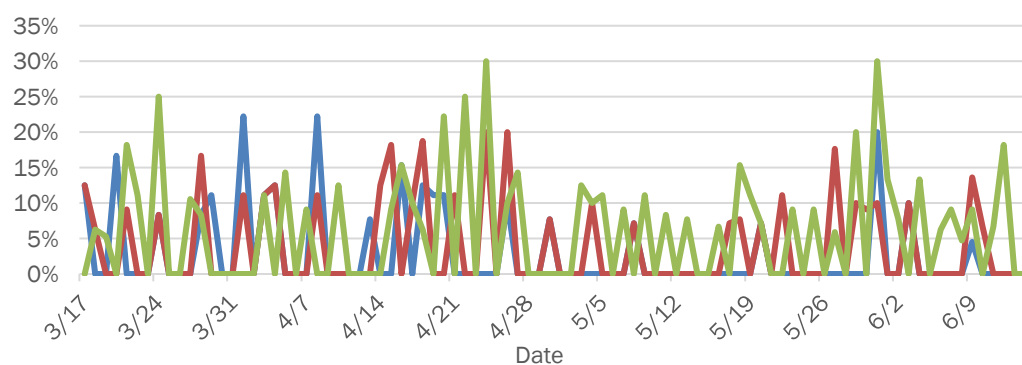
Number and percent of positive labs

These counts include the number of people for whom the department received laboratory results by day. This percent is the number of people who test positive for the first time divided by all the people tested that day, excluding people who have previously tested positive.

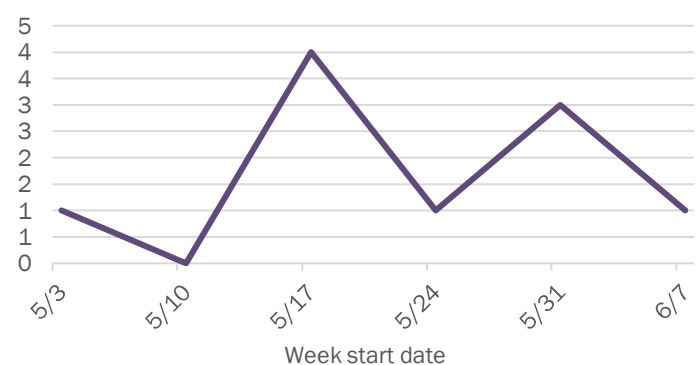


Emergency department (ED) and freestanding ED (FSED) chief complaint and admission data for Dixie County

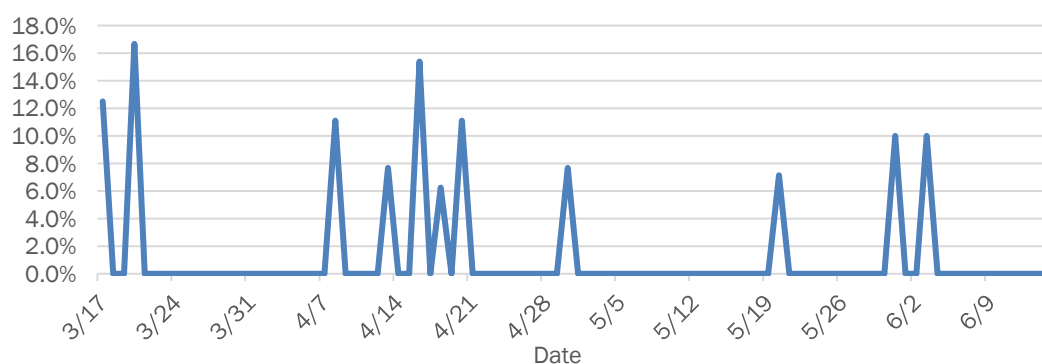
Daily percent of ED visits mentioning cough, fever, or shortness of breath



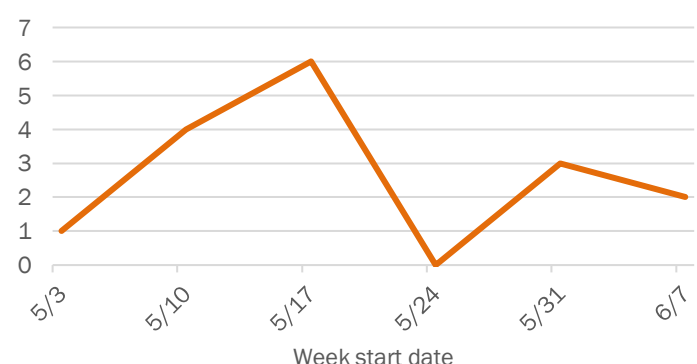
Weekly count of ED and FSED visits for influenza-like illness



Daily percent of ED visits resulting in cough-associated admissions



Weekly count of ED and FSED visits for COVID-like illness



The Electronic Surveillance System for the Early Notification of Community-Based Epidemics (ESSENCE-FL) includes chief complaint data from 211 of 212 Florida EDs and 74 of 79 Florida FSEDs. Data are transmitted electronically to ESSENCE-FL daily or hourly.

Coronavirus: summary for Duval County

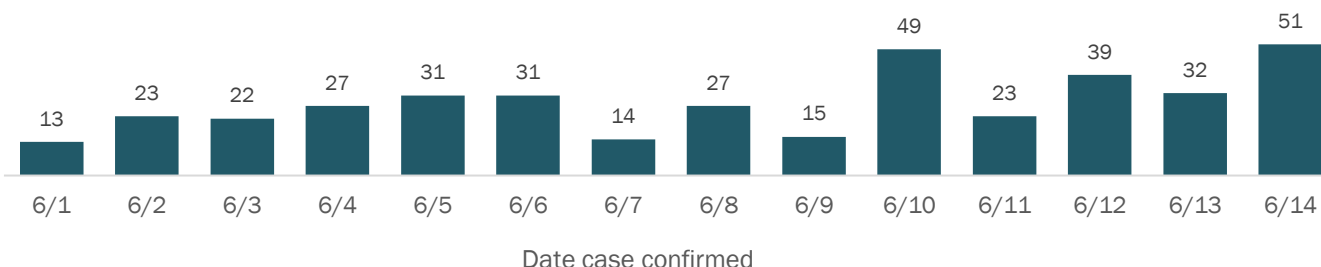
Data for Jun 15, 2020 (verified at 10 AM)

Data in this report are provisional and subject to change.

Confirmed cases

Total cases	2,032
Florida residents	1,958
Non-Florida residents	74
Gender for Florida residents	
Men	900
Women	1,058
Unknown	0
Age for Florida residents	
Range	0 - 101
Median age	44

Cases confirmed in Florida residents per day



Race, ethnicity	Cases	Hospitalizations	Deaths
White	837 (43%)	128 (42%)	30 (53%)
Hispanic	164 (8%)	14 (5%)	0 (0%)
Non-Hispanic	650 (33%)	114 (38%)	30 (53%)
Unknown ethnicity	23 (1%)	0 (0%)	0 (0%)
Black	659 (34%)	142 (47%)	22 (39%)
Hispanic	4 (0%)	0 (0%)	0 (0%)
Non-Hispanic	637 (33%)	140 (46%)	21 (37%)
Unknown ethnicity	18 (1%)	2 (1%)	1 (2%)
Other	307 (16%)	33 (11%)	5 (9%)
Hispanic	188 (10%)	15 (5%)	0 (0%)
Non-Hispanic	104 (5%)	17 (6%)	4 (7%)
Unknown ethnicity	15 (1%)	1 (0%)	1 (2%)
Unknown race	155 (8%)	0 (0%)	0 (0%)
Hispanic	7 (0%)	0 (0%)	0 (0%)
Non-Hispanic	2 (0%)	0 (0%)	0 (0%)
Unknown ethnicity	146 (7%)	0 (0%)	0 (0%)
Total	1,958	303	57

Outcomes for Florida residents

Duval		
Hospitalizations	303	(15% of all cases)
Deaths	57	(3% of all cases)

Statewide

Hospitalizations	12,015	(16% of all cases)
Deaths	2,938	(4% of all cases)

Cases in facility staff/residents

Duval		
Long-term care	306	(16% of all cases)
Correctional	2	(0% of all cases)

Statewide

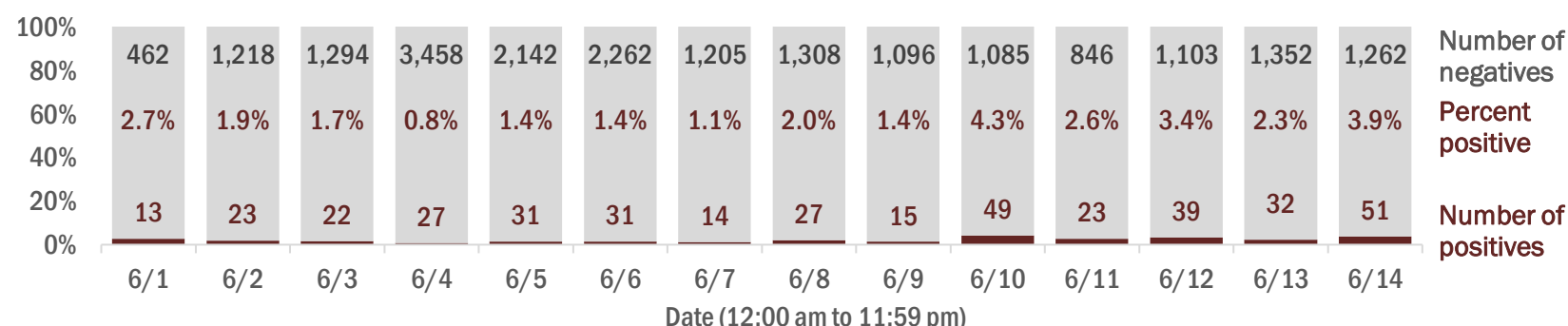
Long-term care	10,941	(15% of all cases)
Correctional	3,088	(4% of all cases)

Hospitalization counts include anyone who was hospitalized at some point during their illness. It does not reflect the number of people currently hospitalized.
Other race includes any person with a race of American Indian/Alaskan native, Asian, native Hawaiian/Pacific Islander, or other.

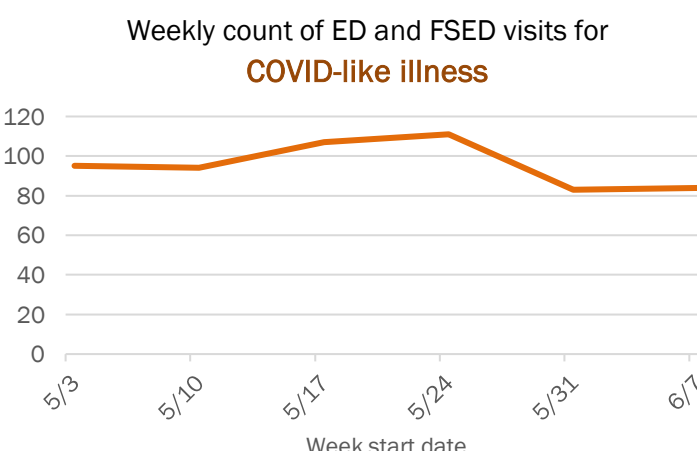
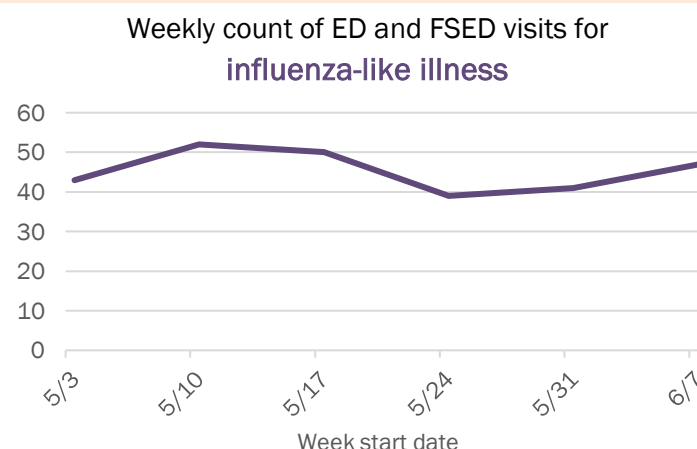
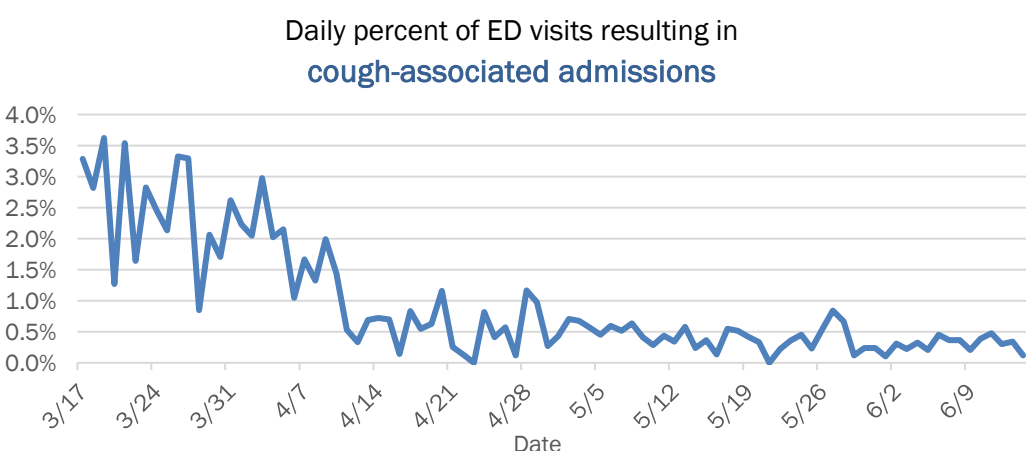
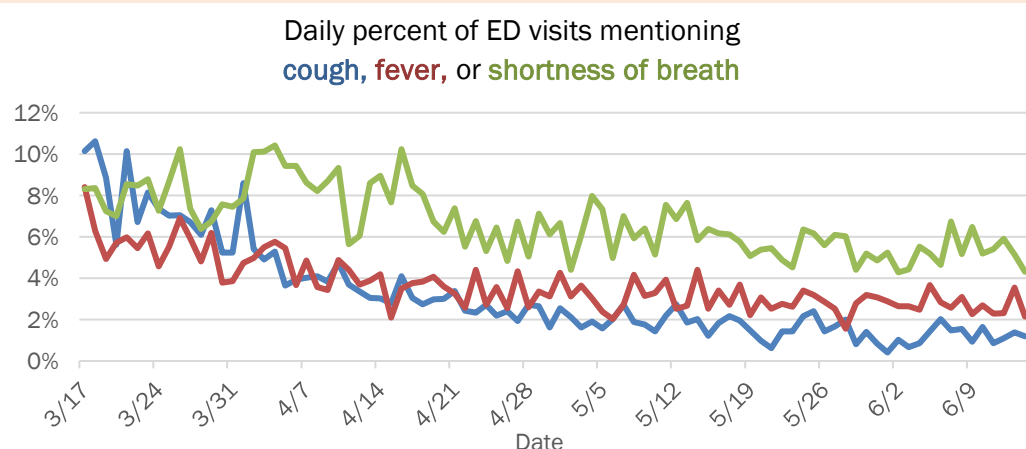
Laboratory testing for Florida residents and non-Florida residents over the past 2 weeks

Number and percent of positive labs

These counts include the number of people for whom the department received laboratory results by day. This percent is the number of people who test positive for the first time divided by all the people tested that day, excluding people who have previously tested positive.



Emergency department (ED) and freestanding ED (FSED) chief complaint and admission data for Duval County



The Electronic Surveillance System for the Early Notification of Community-Based Epidemics (ESSENCE-FL) includes chief complaint data from 211 of 212 Florida EDs and 74 of 79 Florida FSEDs. Data are transmitted electronically to ESSENCE-FL daily or hourly.

Coronavirus: summary for Escambia County

Data for Jun 15, 2020 (verified at 10 AM)

Data in this report are provisional and subject to change.

Confirmed cases		Cases confirmed in Florida residents per day	
Total cases	999		
Florida residents	789		
Non-Florida residents	210		
Gender for Florida residents			
Men	335		
Women	454		
Unknown	0		
Age for Florida residents			
Range	0 - 105		
Median age	52		
Race, ethnicity		Cases	Hospitalizations
White	357	45%	29
Hispanic	15	2%	0
Non-Hispanic	310	39%	29
Unknown ethnicity	32	4%	0
Black	292	37%	37
Hispanic	1	0%	0
Non-Hispanic	256	32%	35
Unknown ethnicity	35	4%	2
Other	25	3%	1
Hispanic	10	1%	0
Non-Hispanic	13	2%	1
Unknown ethnicity	2	0%	0
Unknown race	115	15%	2
Hispanic	7	1%	0
Non-Hispanic	2	0%	0
Unknown ethnicity	106	13%	2
Total	789		69
			38

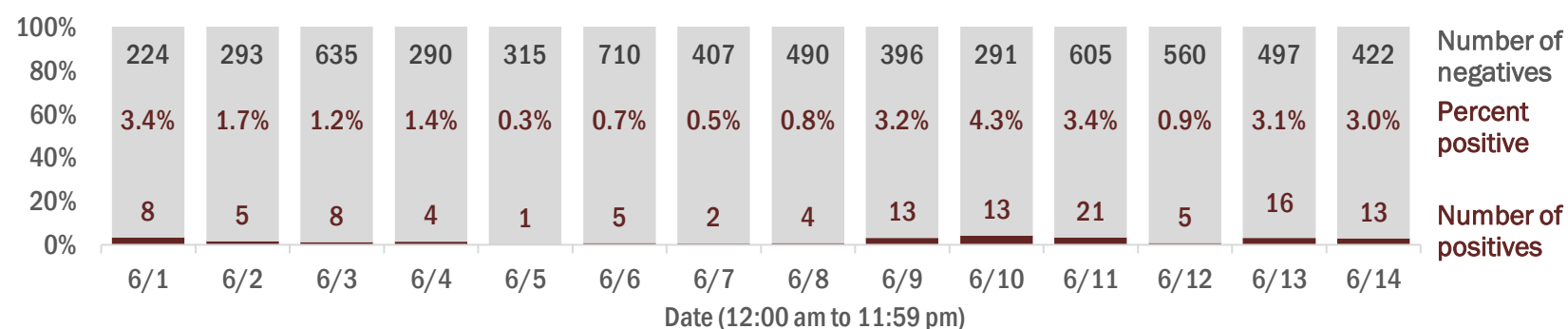
Outcomes for Florida residents	
Escambia	
Hospitalizations	69 (9% of all cases)
Deaths	38 (5% of all cases)
Statewide	
Hospitalizations	12,015 (16% of all cases)
Deaths	2,938 (4% of all cases)

Cases in facility staff/residents	
Escambia	
Long-term care	278 (35% of all cases)
Correctional	13 (2% of all cases)
Statewide	
Long-term care	10,941 (15% of all cases)
Correctional	3,088 (4% of all cases)

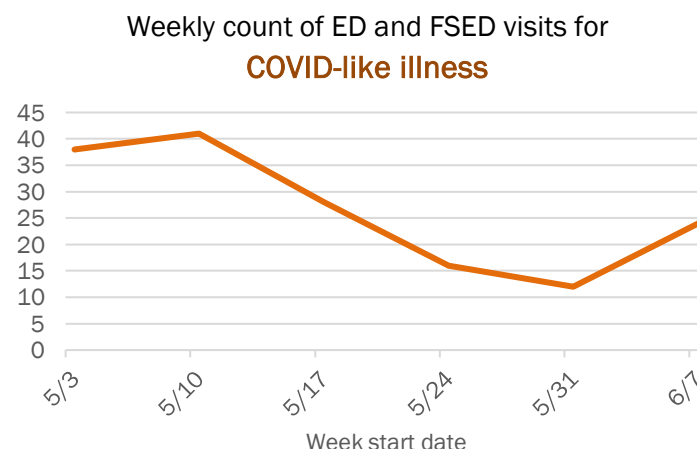
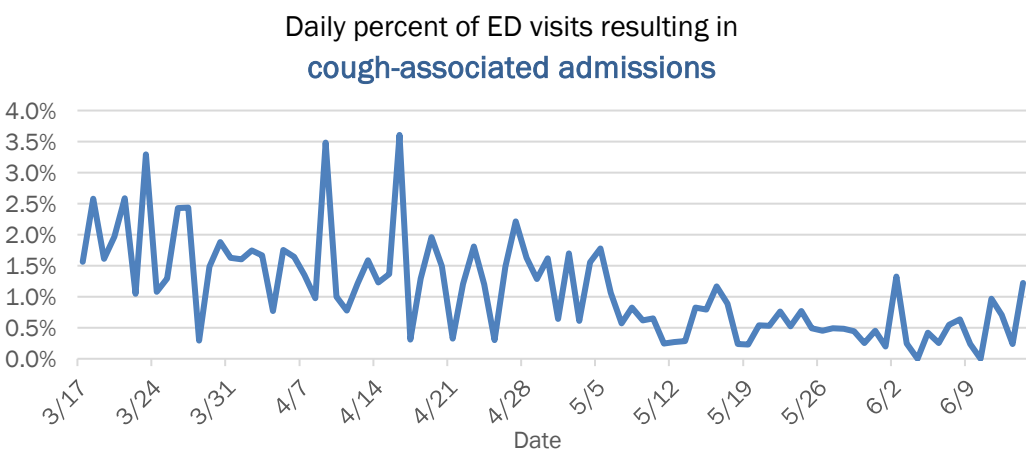
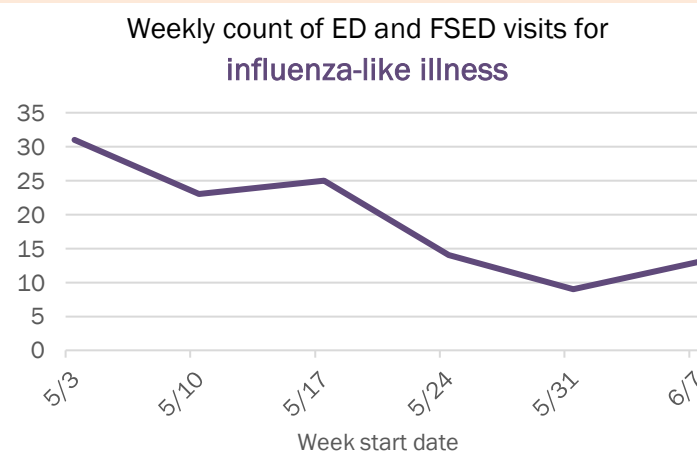
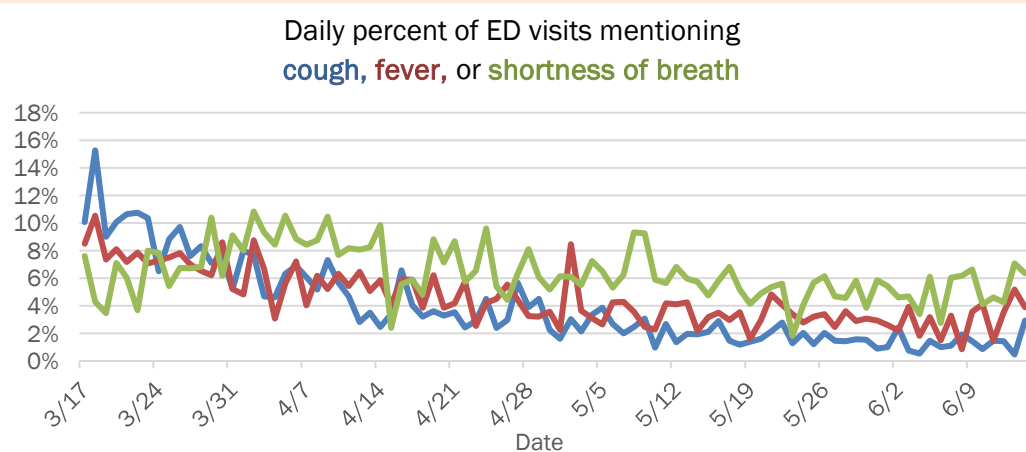
Laboratory testing for Florida residents and non-Florida residents over the past 2 weeks

Number and percent of positive labs

These counts include the number of people for whom the department received laboratory results by day. This percent is the number of people who test positive for the first time divided by all the people tested that day, excluding people who have previously tested positive.



Emergency department (ED) and freestanding ED (FSED) chief complaint and admission data for Escambia County



The Electronic Surveillance System for the Early Notification of Community-Based Epidemics (ESSENCE-FL) includes chief complaint data from 211 of 212 Florida EDs and 74 of 79 Florida FSEDs. Data are transmitted electronically to ESSENCE-FL daily or hourly.

Coronavirus: summary for Flagler County


Data for Jun 15, 2020 (verified at 10 AM)

Data in this report are provisional and subject to change.

Confirmed cases

Total cases	207
Florida residents	202
Non-Florida residents	5
Gender for Florida residents	
Men	81
Women	121
Unknown	0
Age for Florida residents	
Range	5 - 94
Median age	56

Cases confirmed in Florida residents per day



Race, ethnicity	Cases	Hospitalizations	Deaths
White	120 (59%)	16 (67%)	5 (100%)
Hispanic	17 (8%)	3 (13%)	1 (20%)
Non-Hispanic	103 (51%)	13 (54%)	4 (80%)
Unknown ethnicity	0 (0%)	0 (0%)	0 (0%)
Black	33 (16%)	6 (25%)	0 (0%)
Hispanic	0 (0%)	0 (0%)	0 (0%)
Non-Hispanic	33 (16%)	6 (25%)	0 (0%)
Unknown ethnicity	0 (0%)	0 (0%)	0 (0%)
Other	41 (20%)	2 (8%)	0 (0%)
Hispanic	8 (4%)	0 (0%)	0 (0%)
Non-Hispanic	30 (15%)	1 (4%)	0 (0%)
Unknown ethnicity	3 (1%)	1 (4%)	0 (0%)
Unknown race	8 (4%)	0 (0%)	0 (0%)
Hispanic	0 (0%)	0 (0%)	0 (0%)
Non-Hispanic	1 (0%)	0 (0%)	0 (0%)
Unknown ethnicity	7 (3%)	0 (0%)	0 (0%)
Total	202	24	5

Outcomes for Florida residents

Flagler	
Hospitalizations	24 (12% of all cases)
Deaths	5 (2% of all cases)

Statewide

Hospitalizations	12,015 (16% of all cases)
Deaths	2,938 (4% of all cases)

Cases in facility staff/residents

Flagler	
Long-term care	15 (7% of all cases)
Correctional	6 (3% of all cases)

Statewide

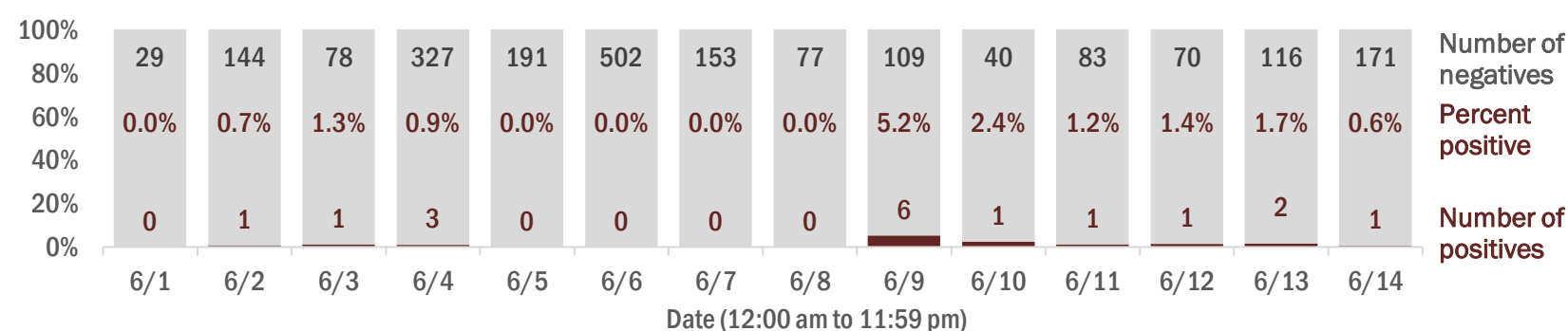
Long-term care	10,941 (15% of all cases)
Correctional	3,088 (4% of all cases)

Hospitalization counts include anyone who was hospitalized at some point during their illness. It does not reflect the number of people currently hospitalized.
Other race includes any person with a race of American Indian/Alaskan native, Asian, native Hawaiian/Pacific Islander, or other.

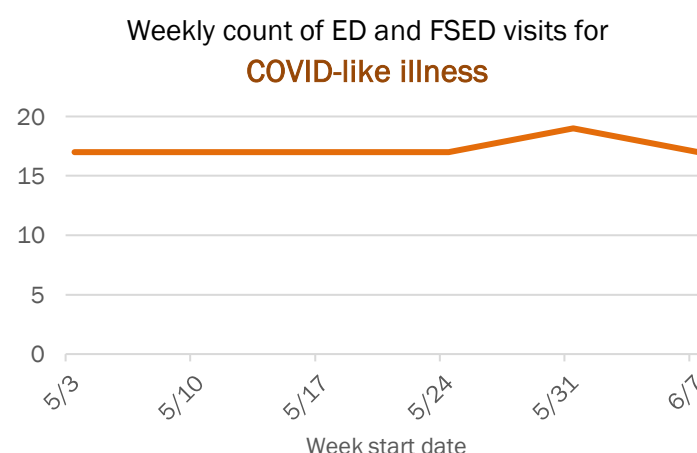
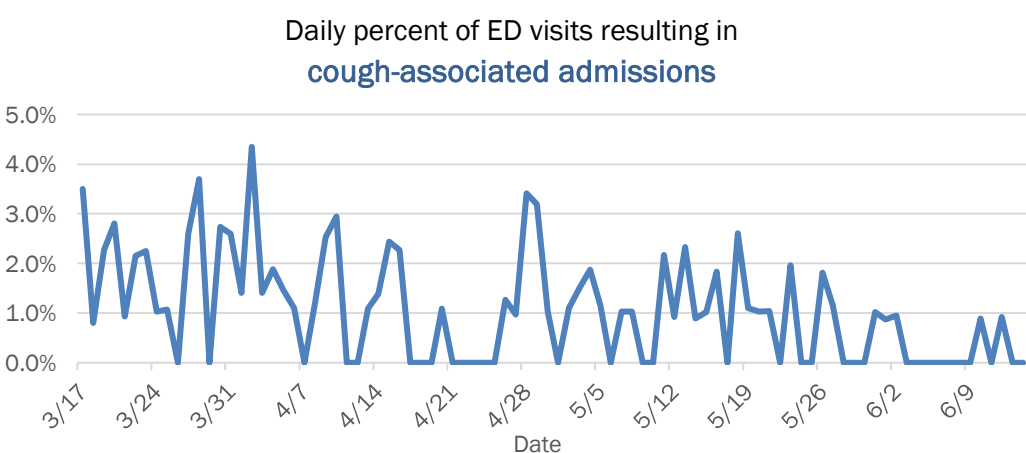
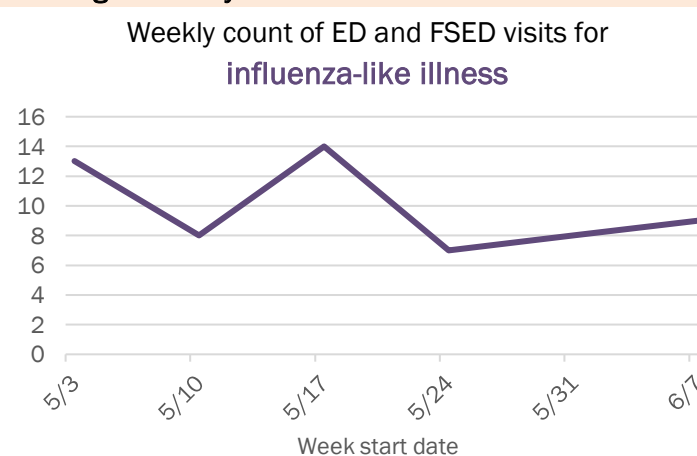
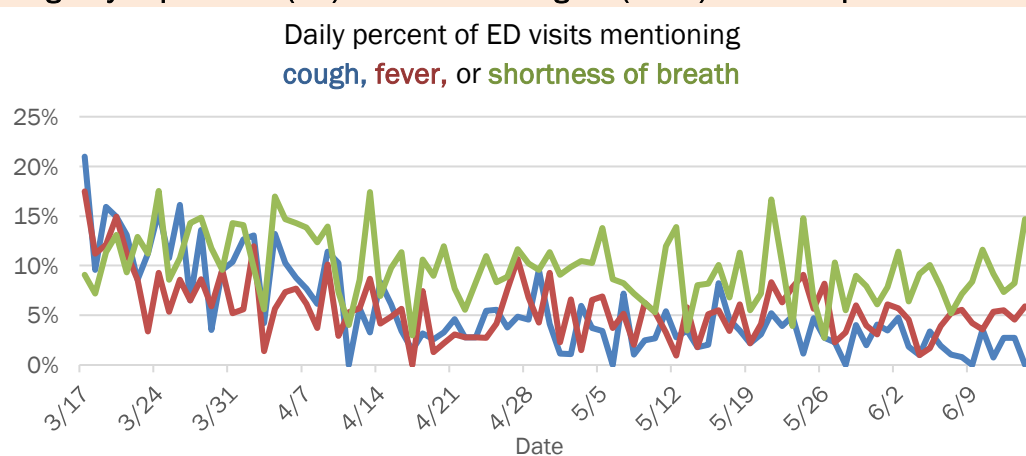
Laboratory testing for Florida residents and non-Florida residents over the past 2 weeks

Number and percent of positive labs

These counts include the number of people for whom the department received laboratory results by day. This percent is the number of people who test positive for the first time divided by all the people tested that day, excluding people who have previously tested positive.



Emergency department (ED) and freestanding ED (FSED) chief complaint and admission data for Flagler County



The Electronic Surveillance System for the Early Notification of Community-Based Epidemics (ESSENCE-FL) includes chief complaint data from 211 of 212 Florida EDs and 74 of 79 Florida FSEDs. Data are transmitted electronically to ESSENCE-FL daily or hourly.

Coronavirus: summary for Franklin County

Data for Jun 15, 2020 (verified at 10 AM)

Data in this report are provisional and subject to change.

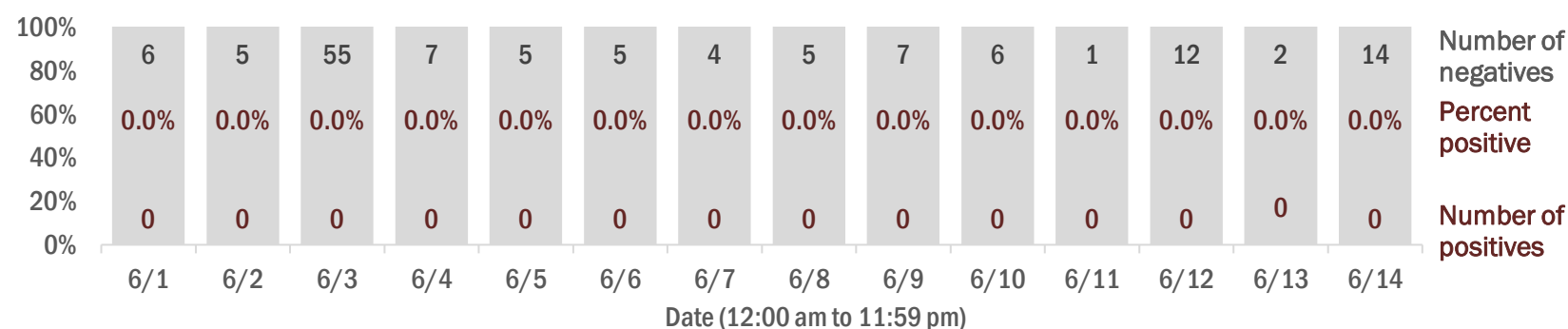
Confirmed cases		Cases confirmed in Florida residents per day													
Total cases	2	6/1	6/2	6/3	6/4	6/5	6/6	6/7	6/8	6/9	6/10	6/11	6/12	6/13	6/14
Florida residents	1														
Non-Florida residents	1														
Gender for Florida residents															
Men	0														
Women	1														
Unknown	0														
Age for Florida residents															
Range	60 - 60														
Median age	60														
Race, ethnicity	Cases	Hospitalizations			Deaths			Outcomes for Florida residents							
White	1	100%	0	N/A	0	N/A	Franklin								
Hispanic	0	0%	0	N/A	0	N/A	Hospitalizations		0 (0% of all cases)						
Non-Hispanic	1	100%	0	N/A	0	N/A	Deaths		0 (0% of all cases)						
Unknown ethnicity	0	0%	0	N/A	0	N/A	Statewide								
Black	0	0%	0	N/A	0	N/A	Hospitalizations		12,015 (16% of all cases)						
Hispanic	0	0%	0	N/A	0	N/A	Deaths		2,938 (4% of all cases)						
Non-Hispanic	0	0%	0	N/A	0	N/A	Cases in facility staff/residents								
Unknown ethnicity	0	0%	0	N/A	0	N/A	Franklin								
Other	0	0%	0	N/A	0	N/A	Long-term care		0 (0% of all cases)						
Hispanic	0	0%	0	N/A	0	N/A	Correctional		0 (0% of all cases)						
Non-Hispanic	0	0%	0	N/A	0	N/A	Statewide								
Unknown ethnicity	0	0%	0	N/A	0	N/A	Long-term care		10,941 (15% of all cases)						
Unknown race	0	0%	0	N/A	0	N/A	Correctional		3,088 (4% of all cases)						
Hispanic	0	0%	0	N/A	0	N/A									
Non-Hispanic	0	0%	0	N/A	0	N/A									
Unknown ethnicity	0	0%	0	N/A	0	N/A									
Total	1		0		0										

Hospitalization counts include anyone who was hospitalized at some point during their illness. It does not reflect the number of people currently hospitalized.
Other race includes any person with a race of American Indian/Alaskan native, Asian, native Hawaiian/Pacific Islander, or other.

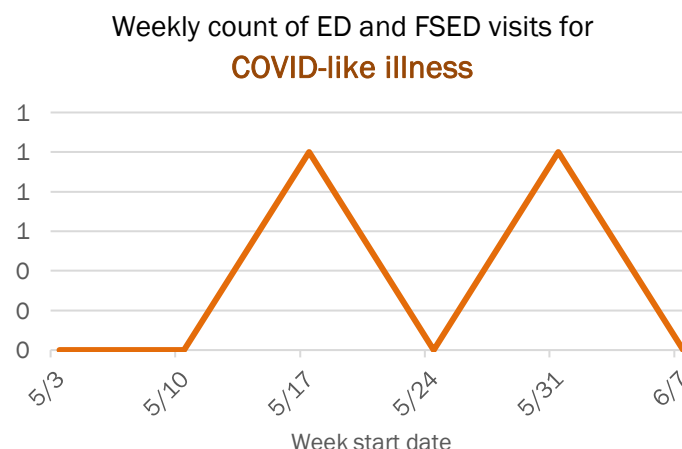
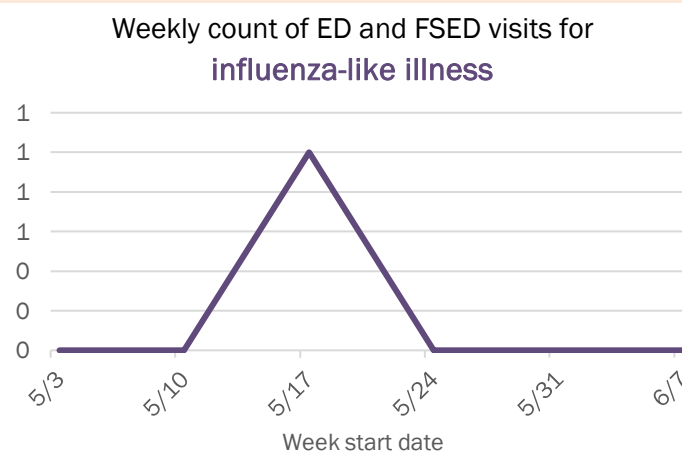
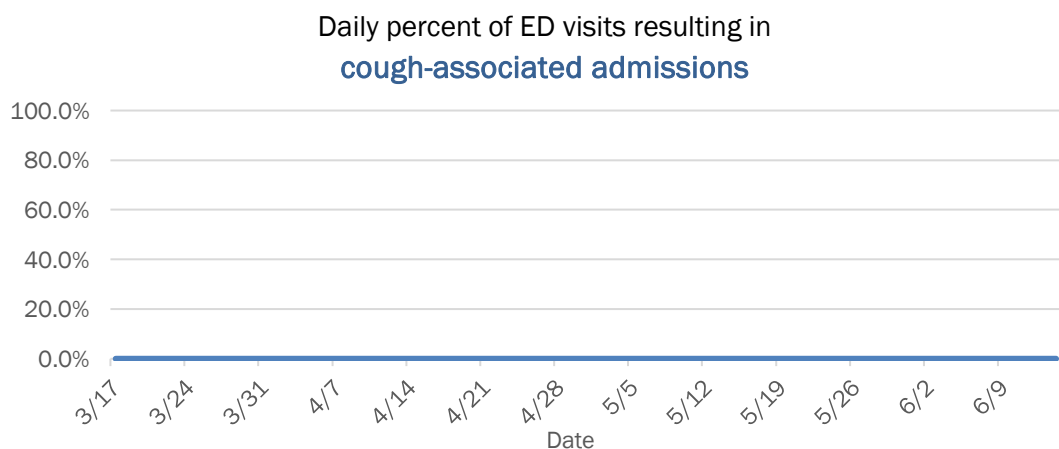
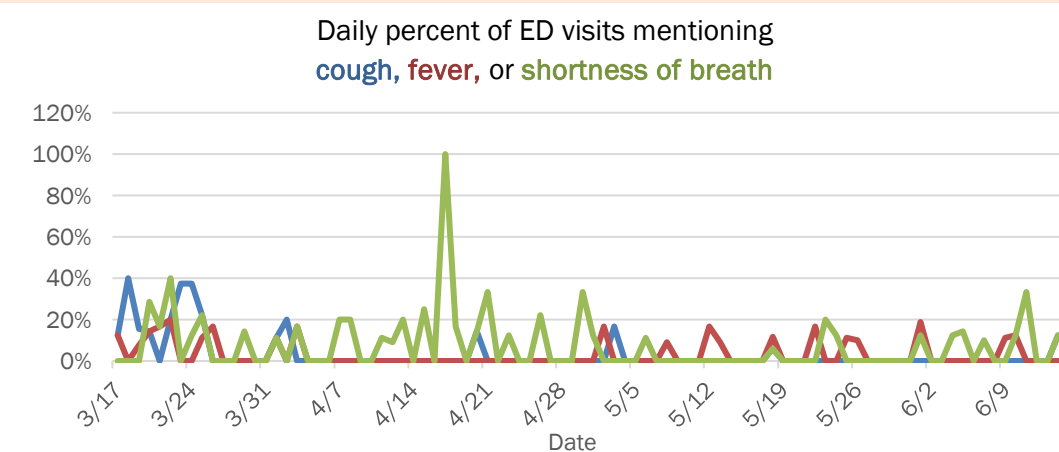
Laboratory testing for Florida residents and non-Florida residents over the past 2 weeks

Number and percent of positive labs

These counts include the number of people for whom the department received laboratory results by day. This percent is the number of people who test positive for the first time divided by all the people tested that day, excluding people who have previously tested positive.



Emergency department (ED) and freestanding ED (FSED) chief complaint and admission data for Franklin County



The Electronic Surveillance System for the Early Notification of Community-Based Epidemics (ESSENCE-FL) includes chief complaint data from 211 of 212 Florida EDs and 74 of 79 Florida FSEDs. Data are transmitted electronically to ESSENCE-FL daily or hourly.

Coronavirus: summary for Gadsden County

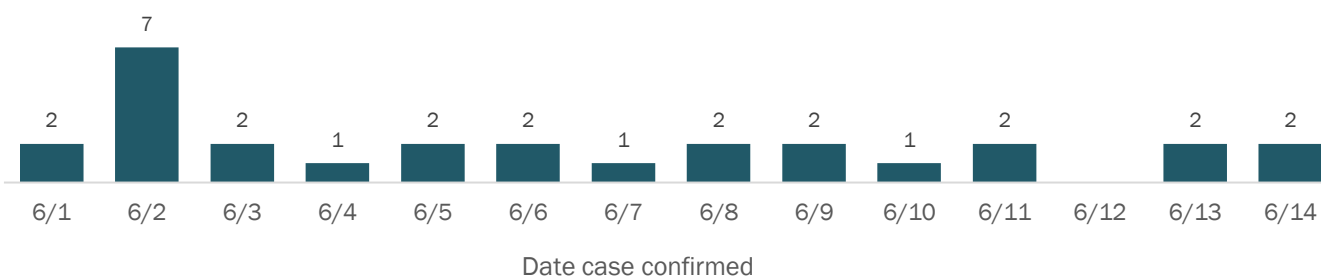
Data for Jun 15, 2020 (verified at 10 AM)

Data in this report are provisional and subject to change.

Confirmed cases

Total cases	305
Florida residents	301
Non-Florida residents	4
Gender for Florida residents	
Men	79
Women	222
Unknown	0
Age for Florida residents	
Range	0 - 98
Median age	43

Cases confirmed in Florida residents per day



Race, ethnicity	Cases	Hospitalizations	Deaths
White	121 (40%)	13 (25%)	1 (25%)
Hispanic	22 (7%)	0 (0%)	0 (0%)
Non-Hispanic	93 (31%)	12 (23%)	1 (25%)
Unknown ethnicity	6 (2%)	1 (2%)	0 (0%)
Black	128 (43%)	35 (67%)	3 (75%)
Hispanic	0 (0%)	0 (0%)	0 (0%)
Non-Hispanic	120 (40%)	35 (67%)	3 (75%)
Unknown ethnicity	8 (3%)	0 (0%)	0 (0%)
Other	15 (5%)	4 (8%)	0 (0%)
Hispanic	10 (3%)	4 (8%)	0 (0%)
Non-Hispanic	5 (2%)	0 (0%)	0 (0%)
Unknown ethnicity	0 (0%)	0 (0%)	0 (0%)
Unknown race	37 (12%)	0 (0%)	0 (0%)
Hispanic	0 (0%)	0 (0%)	0 (0%)
Non-Hispanic	1 (0%)	0 (0%)	0 (0%)
Unknown ethnicity	36 (12%)	0 (0%)	0 (0%)
Total	301	52	4

Outcomes for Florida residents

Gadsden	
Hospitalizations	52 (17% of all cases)
Deaths	4 (1% of all cases)

Statewide

Hospitalizations	12,015 (16% of all cases)
Deaths	2,938 (4% of all cases)

Cases in facility staff/residents

Gadsden	
Long-term care	49 (16% of all cases)
Correctional	105 (35% of all cases)

Statewide

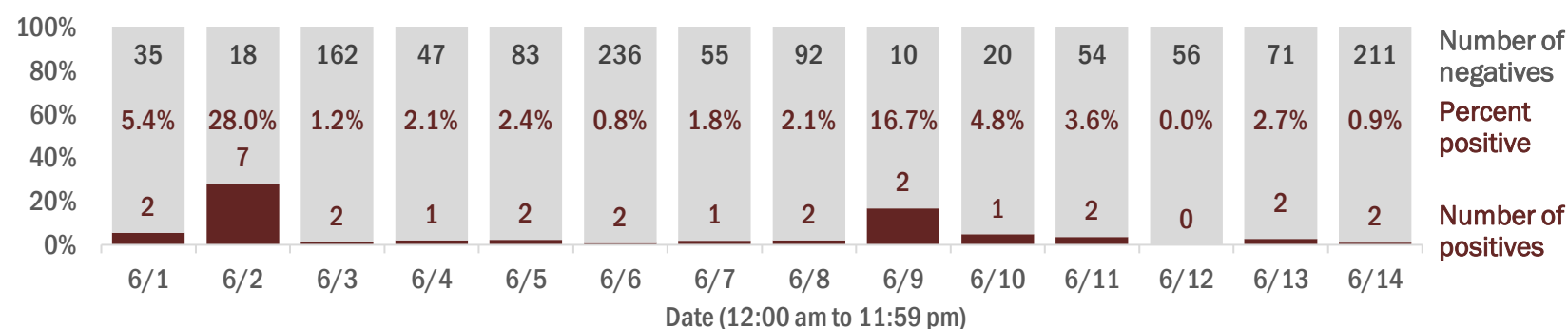
Long-term care	10,941 (15% of all cases)
Correctional	3,088 (4% of all cases)

Hospitalization counts include anyone who was hospitalized at some point during their illness. It does not reflect the number of people currently hospitalized.
Other race includes any person with a race of American Indian/Alaskan native, Asian, native Hawaiian/Pacific Islander, or other.

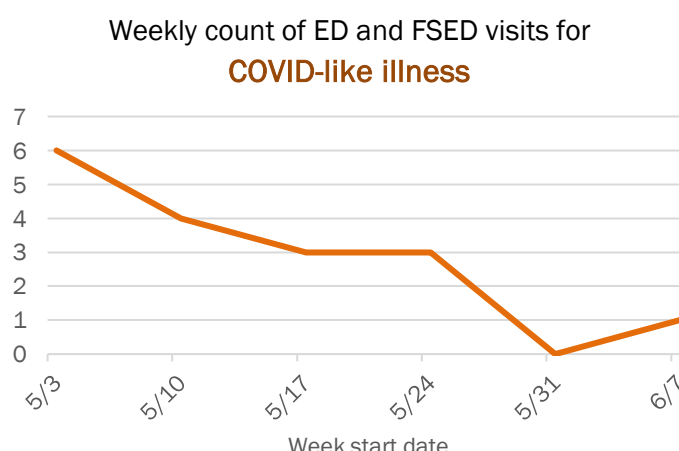
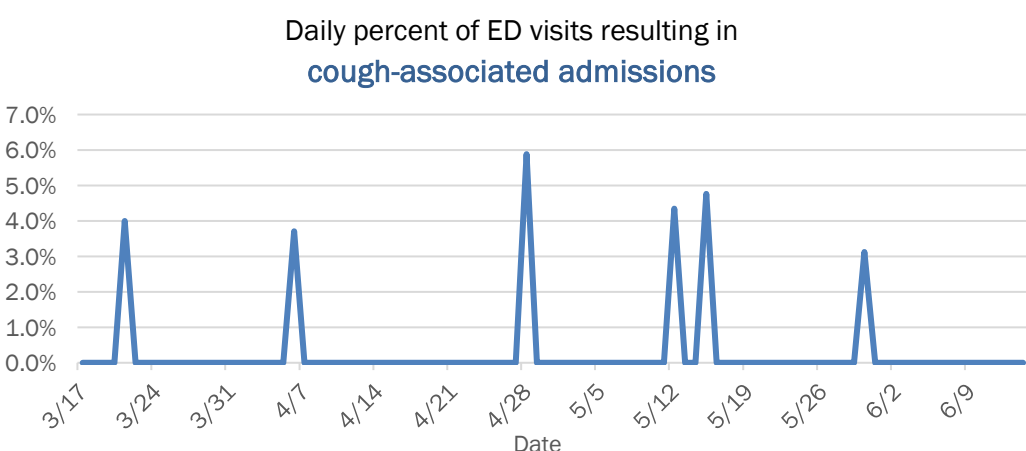
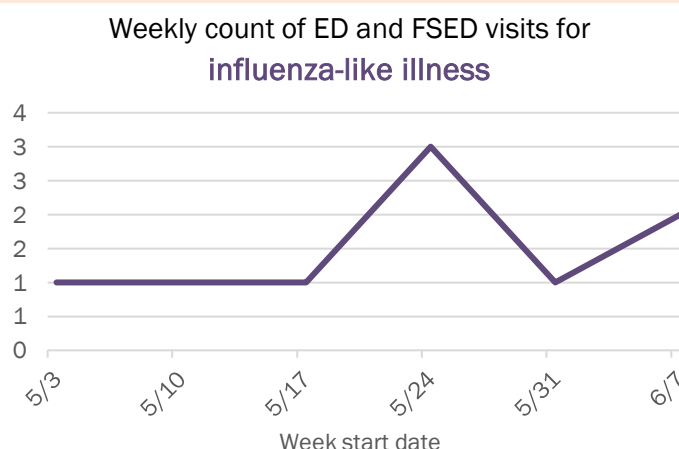
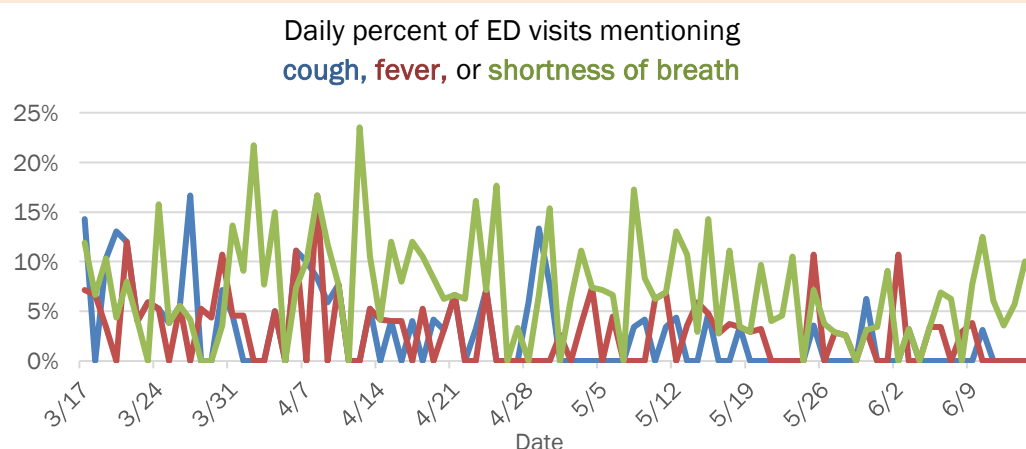
Laboratory testing for Florida residents and non-Florida residents over the past 2 weeks

Number and percent of positive labs

These counts include the number of people for whom the department received laboratory results by day. This percent is the number of people who test positive for the first time divided by all the people tested that day, excluding people who have previously tested positive.



Emergency department (ED) and freestanding ED (FSED) chief complaint and admission data for Gadsden County



The Electronic Surveillance System for the Early Notification of Community-Based Epidemics (ESSENCE-FL) includes chief complaint data from 211 of 212 Florida EDs and 74 of 79 Florida FSEDs. Data are transmitted electronically to ESSENCE-FL daily or hourly.

Coronavirus: summary for Gilchrist County

Data for Jun 15, 2020 (verified at 10 AM)

Data in this report are provisional and subject to change.

Confirmed cases		Cases confirmed in Florida residents per day			
Total cases	26				
Florida residents	26				
Non-Florida residents	0				
Gender for Florida residents					
Men	14				
Women	12				
Unknown	0				
Age for Florida residents					
Range	1 - 79				
Median age	46				
Race, ethnicity		Cases	Hospitalizations		Deaths
White	19	73%	0	N/A	0
Hispanic	0	0%	0	N/A	0
Non-Hispanic	19	73%	0	N/A	0
Unknown ethnicity	0	0%	0	N/A	0
Black	1	4%	0	N/A	0
Hispanic	0	0%	0	N/A	0
Non-Hispanic	1	4%	0	N/A	0
Unknown ethnicity	0	0%	0	N/A	0
Other	2	8%	0	N/A	0
Hispanic	2	8%	0	N/A	0
Non-Hispanic	0	0%	0	N/A	0
Unknown ethnicity	0	0%	0	N/A	0
Unknown race	4	15%	0	N/A	0
Hispanic	0	0%	0	N/A	0
Non-Hispanic	1	4%	0	N/A	0
Unknown ethnicity	3	12%	0	N/A	0
Total	26		0		0

Outcomes for Florida residents		
Gilchrist		
Hospitalizations	0	(0% of all cases)
Deaths	0	(0% of all cases)
Statewide		
Hospitalizations	12,015	(16% of all cases)
Deaths	2,938	(4% of all cases)

Cases in facility staff/residents		
Gilchrist		
Long-term care	1	(4% of all cases)
Correctional	2	(8% of all cases)
Statewide		
Long-term care	10,941	(15% of all cases)
Correctional	3,088	(4% of all cases)

Hospitalization counts include anyone who was hospitalized at some point during their illness. It does not reflect the number of people currently hospitalized.
Other race includes any person with a race of American Indian/Alaskan native, Asian, native Hawaiian/Pacific Islander, or other.

Laboratory testing for Florida residents and non-Florida residents over the past 2 weeks

Number and percent of positive labs

These counts include the number of people for whom the department received laboratory results by day. This percent is the number of people who test positive for the first time divided by all the people tested that day, excluding people who have previously tested positive.

Date	Number of positives	Percent positive	Number of negatives
6/1	0	0.0%	10
6/2	0	0.0%	12
6/3	0	0.0%	33
6/4	4	5.1%	74
6/5	0	0.0%	25
6/6	0	0.0%	145
6/7	0	0.0%	35
6/8	0	0.0%	25
6/9	1	5.3%	18
6/10	1	7.7%	12
6/11	0	0.0%	20
6/12	5	14.7%	29
6/13	0	0.0%	11
6/14	0	0.0%	34

Emergency department (ED) and freestanding ED (FSED) chief complaint and admission data for Gilchrist County

Daily percent of ED visits mentioning cough, fever, or shortness of breath

Weekly count of ED and FSED visits for influenza-like illness

Daily percent of ED visits resulting in cough-associated admissions

Weekly count of ED and FSED visits for COVID-like illness

The Electronic Surveillance System for the Early Notification of Community-Based Epidemics (ESSENCE-FL) includes chief complaint data from 211 of 212 Florida EDs and 74 of 79 Florida FSEDs. Data are transmitted electronically to ESSENCE-FL daily or hourly.

Coronavirus: summary for Glades County

Data for Jun 15, 2020 (verified at 10 AM)

Data in this report are provisional and subject to change.

Confirmed cases		Cases confirmed in Florida residents per day	
Total cases	116		
Florida residents	116		
Non-Florida residents	0		
Gender for Florida residents			
Men	94		
Women	22		
Unknown	0		
Age for Florida residents			
Range	3 - 89		
Median age	38		
Race, ethnicity		Cases	Hospitalizations
White	92	79%	9
Hispanic	73	63%	5
Non-Hispanic	19	16%	4
Unknown ethnicity	0	0%	0
Black	17	15%	2
Hispanic	0	0%	0
Non-Hispanic	16	14%	2
Unknown ethnicity	1	1%	0
Other	3	3%	2
Hispanic	2	2%	2
Non-Hispanic	1	1%	0
Unknown ethnicity	0	0%	0
Unknown race	4	3%	0
Hispanic	0	0%	0
Non-Hispanic	0	0%	0
Unknown ethnicity	4	3%	0
Total	116		13
			1

Outcomes for Florida residents	
Glades	
Hospitalizations	13 (11% of all cases)
Deaths	1 (1% of all cases)
Statewide	
Hospitalizations	12,015 (16% of all cases)
Deaths	2,938 (4% of all cases)

Cases in facility staff/residents	
Glades	
Long-term care	2 (2% of all cases)
Correctional	65 (56% of all cases)
Statewide	
Long-term care	10,941 (15% of all cases)
Correctional	3,088 (4% of all cases)

Hospitalization counts include anyone who was hospitalized at some point during their illness. It does not reflect the number of people currently hospitalized.
Other race includes any person with a race of American Indian/Alaskan native, Asian, native Hawaiian/Pacific Islander, or other.

Laboratory testing for Florida residents and non-Florida residents over the past 2 weeks

Number and percent of positive labs

These counts include the number of people for whom the department received laboratory results by day. This percent is the number of people who test positive for the first time divided by all the people tested that day, excluding people who have previously tested positive.

Date	Number of positives	Percent positive	Number of negatives
6/1	45		2
6/2	2	25.0%	6
6/3	8	57.1%	6
6/4	7		4
6/5	6	20.0%	24
6/6	0	0.0%	3
6/7	2	50.0%	2
6/8	1	11.1%	8
6/9	3	16.7%	15
6/10	1	8.3%	11
6/11	2	6.9%	27
6/12	2	11.8%	15
6/13	3	7.1%	39
6/14	1	20.0%	4

Emergency department (ED) and freestanding ED (FSED) chief complaint and admission data for Glades County

Daily percent of ED visits mentioning cough, fever, or shortness of breath

Daily percent of ED visits resulting in cough-associated admissions

Weekly count of ED and FSED visits for influenza-like illness

Weekly count of ED and FSED visits for COVID-like illness

The Electronic Surveillance System for the Early Notification of Community-Based Epidemics (ESSENCE-FL) includes chief complaint data from 211 of 212 Florida EDs and 74 of 79 Florida FSEDs. Data are transmitted electronically to ESSENCE-FL daily or hourly.

Coronavirus: summary for Gulf County

Data for Jun 15, 2020 (verified at 10 AM)

Data in this report are provisional and subject to change.

Confirmed cases		Cases confirmed in Florida residents per day															
Total cases	9																
Florida residents	8																
Non-Florida residents	1																
Gender for Florida residents																	
Men	4																
Women	4																
Unknown	0																
Age for Florida residents																	
Range	9 - 52																
Median age	44																
Race, ethnicity		Cases	Hospitalizations	Deaths	Outcomes for Florida residents												
White	6	75%	0	N/A	0	N/A	Gulf				Hospitalizations		0	(0% of all cases)			
Hispanic	0	0%	0	N/A	0	N/A	Deaths				0	(0% of all cases)					
Non-Hispanic	6	75%	0	N/A	0	N/A	Statewide				Hospitalizations		12,015	(16% of all cases)			
Unknown ethnicity	0	0%	0	N/A	0	N/A	Deaths				2,938	(4% of all cases)					
Black	0	0%	0	N/A	0	N/A	Cases in facility staff/residents				Gulf		Long-term care		2	(25% of all cases)	
Hispanic	0	0%	0	N/A	0	N/A	Correctional				0	(0% of all cases)					
Non-Hispanic	0	0%	0	N/A	0	N/A	Statewide				Long-term care		10,941	(15% of all cases)			
Unknown ethnicity	0	0%	0	N/A	0	N/A	Correctional				3,088	(4% of all cases)					
Other	2	25%	0	N/A	0	N/A											
Hispanic	2	25%	0	N/A	0	N/A											
Non-Hispanic	0	0%	0	N/A	0	N/A											
Unknown ethnicity	0	0%	0	N/A	0	N/A											
Unknown race	0	0%	0	N/A	0	N/A											
Hispanic	0	0%	0	N/A	0	N/A											
Non-Hispanic	0	0%	0	N/A	0	N/A											
Unknown ethnicity	0	0%	0	N/A	0	N/A											
Total	8		0		0												

Hospitalization counts include anyone who was hospitalized at some point during their illness. It does not reflect the number of people currently hospitalized.
Other race includes any person with a race of American Indian/Alaskan native, Asian, native Hawaiian/Pacific Islander, or other.

Laboratory testing for Florida residents and non-Florida residents over the past 2 weeks

Number and percent of positive labs

These counts include the number of people for whom the department received laboratory results by day. This percent is the number of people who test positive for the first time divided by all the people tested that day, excluding people who have previously tested positive.

Date	Number of negatives	Percent positive	Number of positives
6/1	10	9.1%	1
6/2	10	0.0%	0
6/3	11	8.3%	1
6/4	15	0.0%	0
6/5	9	0.0%	0
6/6	12	14.3%	2
6/7	64	3.0%	2
6/8	16	0.0%	0
6/9	11	0.0%	0
6/10	4	0.0%	0
6/11	11	0.0%	0
6/12	22	0.0%	0
6/13	9	0.0%	0
6/14	175	0.6%	1

Emergency department (ED) and freestanding ED (FSED) chief complaint and admission data for Gulf County

Daily percent of ED visits mentioning cough, fever, or shortness of breath

Weekly count of ED and FSED visits for influenza-like illness

Daily percent of ED visits resulting in cough-associated admissions

Weekly count of ED and FSED visits for COVID-like illness

The Electronic Surveillance System for the Early Notification of Community-Based Epidemics (ESSENCE-FL) includes chief complaint data from 211 of 212 Florida EDs and 74 of 79 Florida FSEDs. Data are transmitted electronically to ESSENCE-FL daily or hourly.

Coronavirus: summary for Hamilton County

Data for Jun 15, 2020 (verified at 10 AM)

Data in this report are provisional and subject to change.

Confirmed cases

Total cases	272
Florida residents	269
Non-Florida residents	3

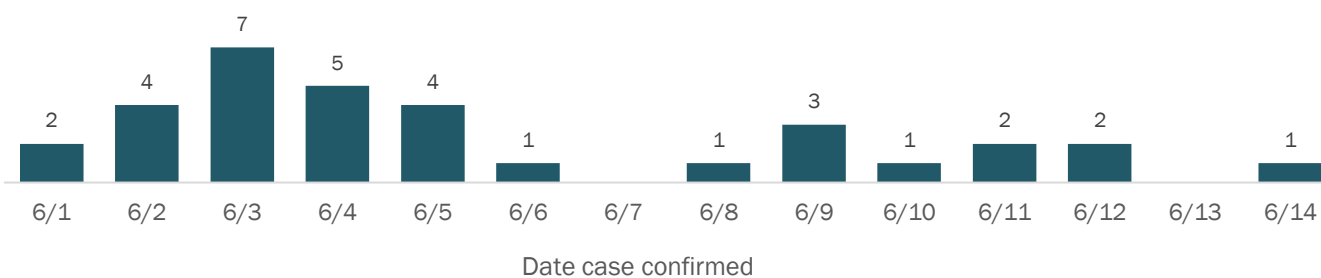
Gender for Florida residents

Men	238
Women	31
Unknown	0

Age for Florida residents

Range	0 - 84
Median age	39

Cases confirmed in Florida residents per day



Race, ethnicity	Cases	Hospitalizations	Deaths
White	120 (45%)	1 (14%)	0 (0%)
Hispanic	20 (7%)	1 (14%)	0 (0%)
Non-Hispanic	34 (13%)	0 (0%)	0 (0%)
Unknown ethnicity	66 (25%)	0 (0%)	0 (0%)
Black	121 (45%)	3 (43%)	2 (100%)
Hispanic	2 (1%)	0 (0%)	0 (0%)
Non-Hispanic	51 (19%)	3 (43%)	2 (100%)
Unknown ethnicity	68 (25%)	0 (0%)	0 (0%)
Other	26 (10%)	3 (43%)	0 (0%)
Hispanic	15 (6%)	3 (43%)	0 (0%)
Non-Hispanic	2 (1%)	0 (0%)	0 (0%)
Unknown ethnicity	9 (3%)	0 (0%)	0 (0%)
Unknown race	2 (1%)	0 (0%)	0 (0%)
Hispanic	0 (0%)	0 (0%)	0 (0%)
Non-Hispanic	0 (0%)	0 (0%)	0 (0%)
Unknown ethnicity	2 (1%)	0 (0%)	0 (0%)
Total	269	7	2

Outcomes for Florida residents

Hamilton		
Hospitalizations	7	(3% of all cases)
Deaths	2	(1% of all cases)

Statewide

Hospitalizations	12,015	(16% of all cases)
Deaths	2,938	(4% of all cases)

Cases in facility staff/residents

Hamilton		
Long-term care	3	(1% of all cases)
Correctional	217	(81% of all cases)

Statewide

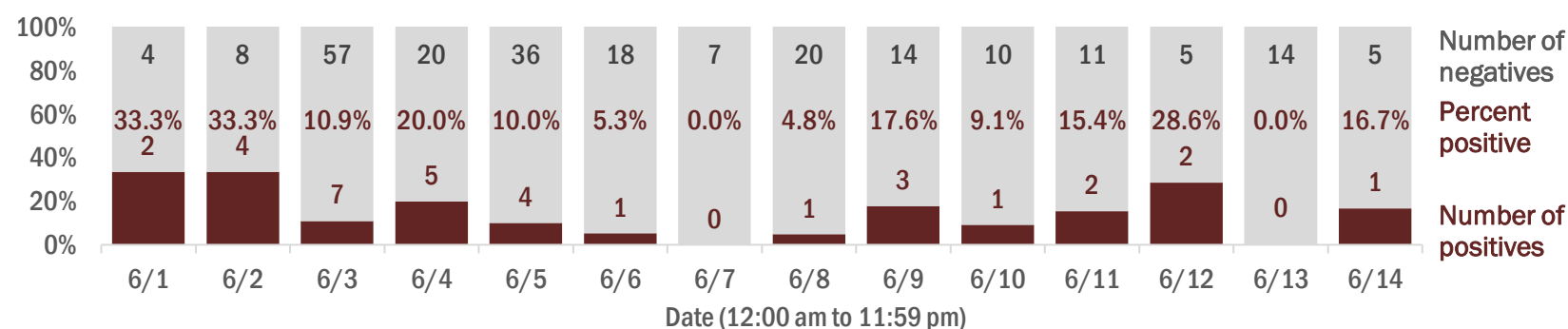
Long-term care	10,941	(15% of all cases)
Correctional	3,088	(4% of all cases)

Hospitalization counts include anyone who was hospitalized at some point during their illness. It does not reflect the number of people currently hospitalized.
Other race includes any person with a race of American Indian/Alaskan native, Asian, native Hawaiian/Pacific Islander, or other.

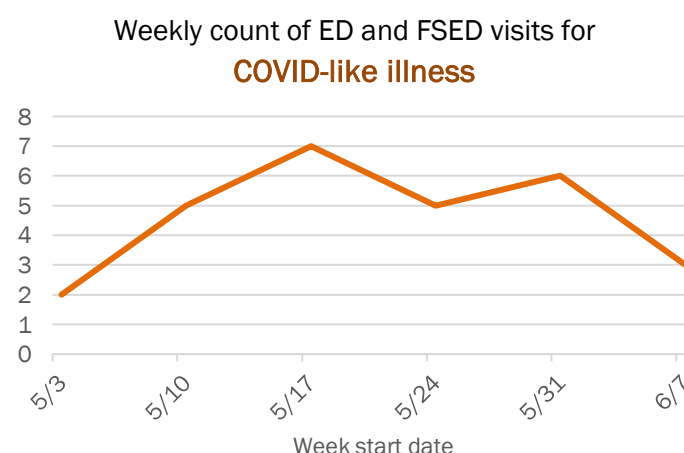
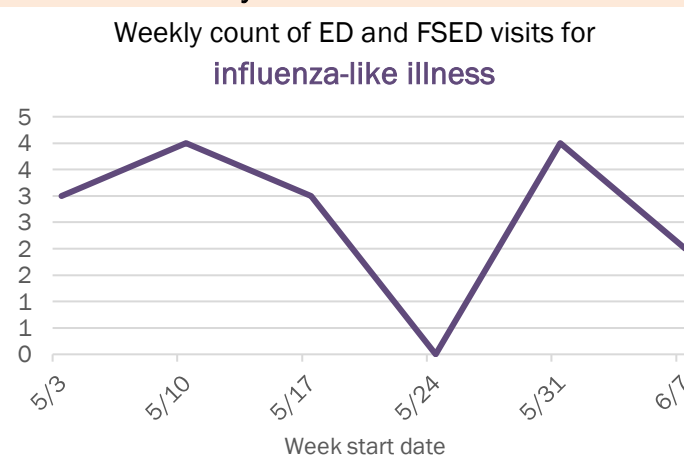
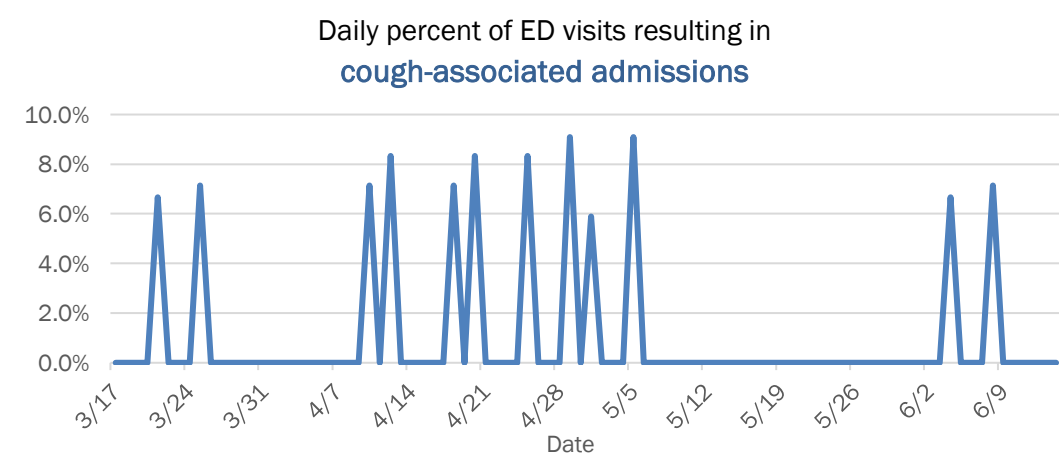
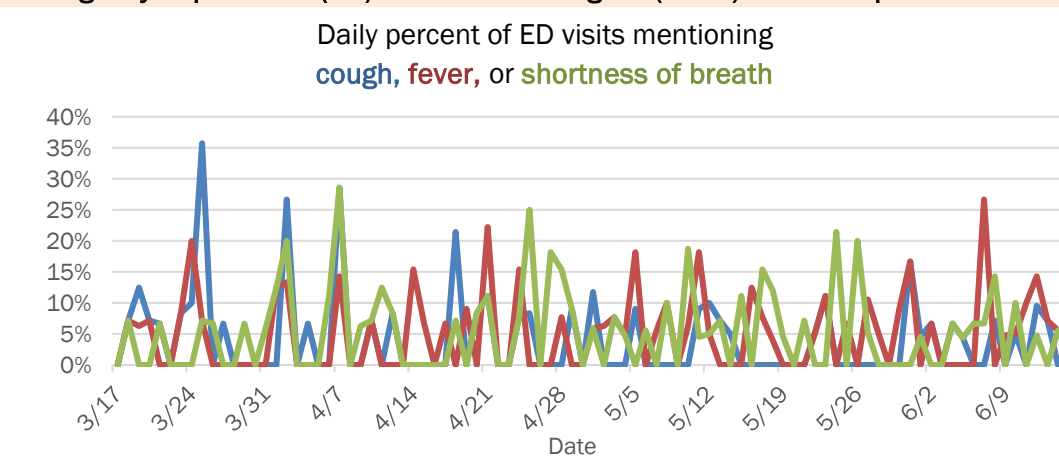
Laboratory testing for Florida residents and non-Florida residents over the past 2 weeks

Number and percent of positive labs

These counts include the number of people for whom the department received laboratory results by day. This percent is the number of people who test positive for the first time divided by all the people tested that day, excluding people who have previously tested positive.



Emergency department (ED) and freestanding ED (FSED) chief complaint and admission data for Hamilton County



The Electronic Surveillance System for the Early Notification of Community-Based Epidemics (ESSENCE-FL) includes chief complaint data from 211 of 212 Florida EDs and 74 of 79 Florida FSEDs. Data are transmitted electronically to ESSENCE-FL daily or hourly.

Coronavirus: summary for Hardee County

Data for Jun 15, 2020 (verified at 10 AM)

Data in this report are provisional and subject to change.

Confirmed cases		Cases confirmed in Florida residents per day													
Total cases	205	6/1	6/2	6/3	6/4	6/5	6/6	6/7	6/8	6/9	6/10	6/11	6/12	6/13	6/14
Florida residents	200	4		12	11	12	1	6	5	7	3	12	11	7	7
Non-Florida residents	5														
Gender for Florida residents															
Men	105														
Women	95														
Unknown	0														
Age for Florida residents															
Range	0 - 86														
Median age	36														
Race, ethnicity		Cases		Hospitalizations		Deaths		Outcomes for Florida residents							
White	126	63%	8	35%	0	N/A	Hardee								
Hispanic	106	53%	2	9%	0	N/A	Hospitalizations 23 (12% of all cases)								
Non-Hispanic	20	10%	6	26%	0	N/A	Deaths 0 (0% of all cases)								
Unknown ethnicity	0	0%	0	0%	0	N/A	Statewide								
Black	50	25%	9	39%	0	N/A	Hospitalizations 12,015 (16% of all cases)								
Hispanic	0	0%	0	0%	0	N/A	Deaths 2,938 (4% of all cases)								
Non-Hispanic	49	25%	9	39%	0	N/A	Cases in facility staff/residents								
Unknown ethnicity	1	1%	0	0%	0	N/A	Hardee								
Other	17	9%	6	26%	0	N/A	Long-term care 10 (5% of all cases)								
Hispanic	13	7%	4	17%	0	N/A	Correctional 2 (1% of all cases)								
Non-Hispanic	4	2%	2	9%	0	N/A	Statewide								
Unknown ethnicity	0	0%	0	0%	0	N/A	Long-term care 10,941 (15% of all cases)								
Unknown race	7	4%	0	0%	0	N/A	Correctional 3,088 (4% of all cases)								
Hispanic	0	0%	0	0%	0	N/A									
Non-Hispanic	0	0%	0	0%	0	N/A									
Unknown ethnicity	7	4%	0	0%	0	N/A									
Total	200		23		0										

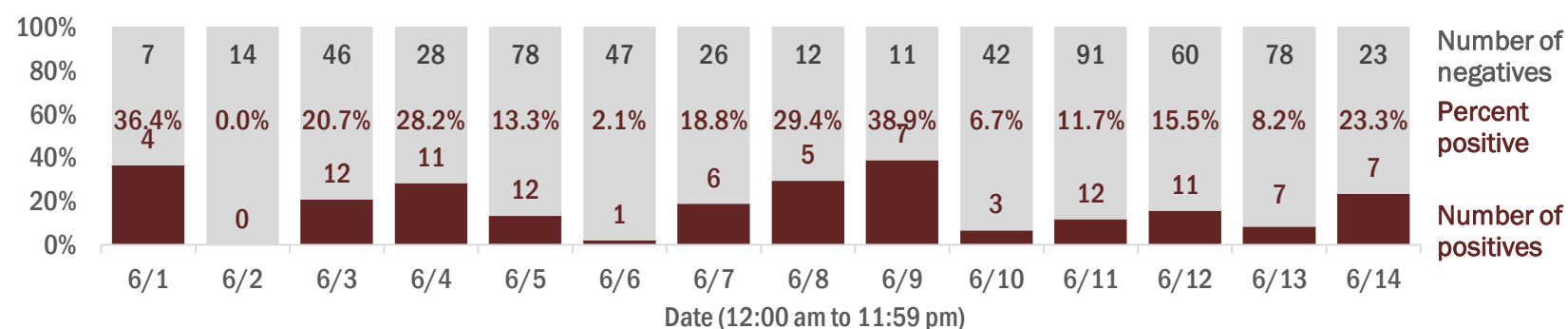
Hospitalization counts include anyone who was hospitalized at some point during their illness. It does not reflect the number of people currently hospitalized.

Other race includes any person with a race of American Indian/Alaskan native, Asian, native Hawaiian/Pacific Islander, or other.

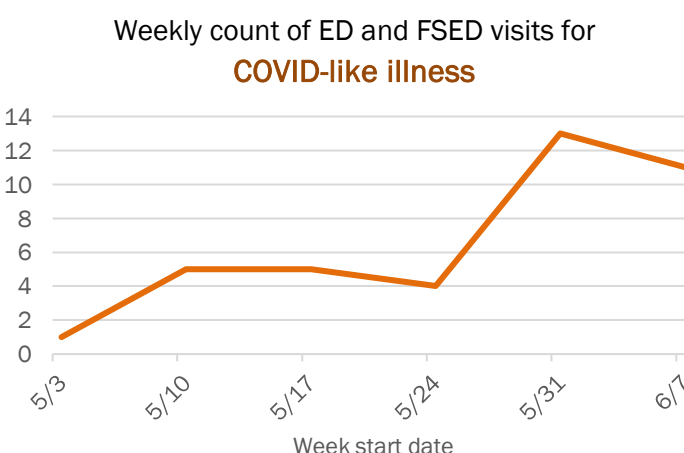
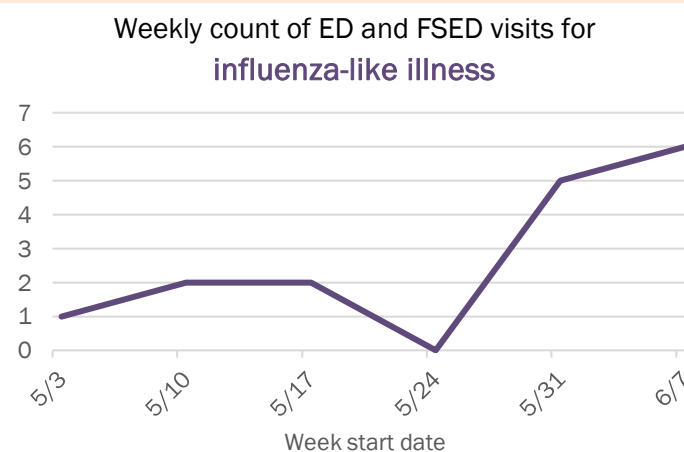
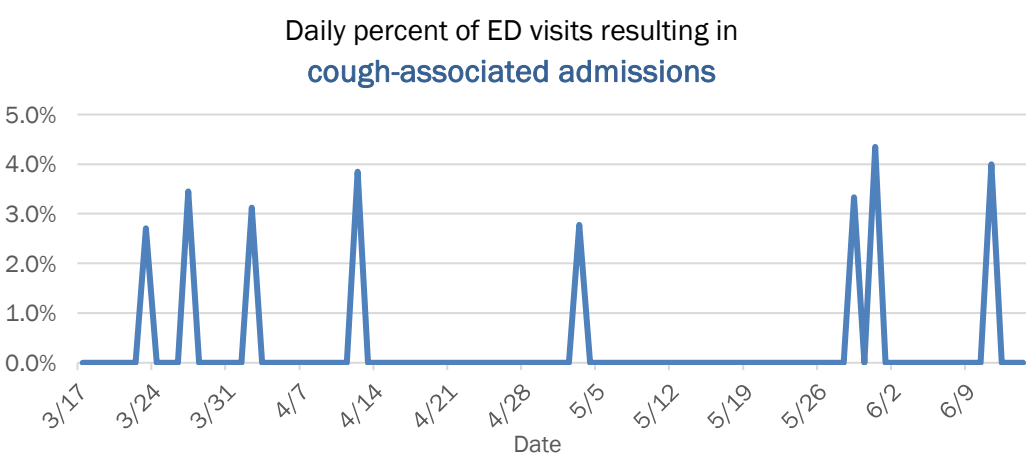
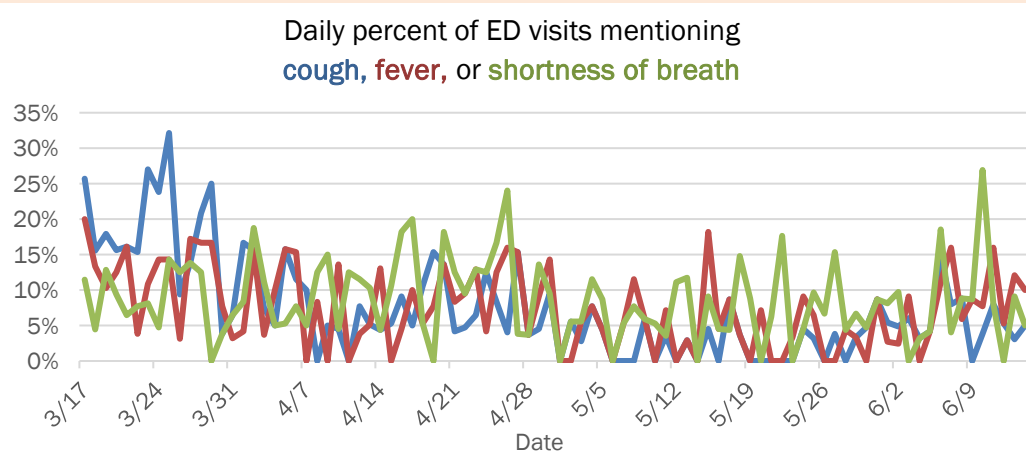
Laboratory testing for Florida residents and non-Florida residents over the past 2 weeks

Number and percent of positive labs

These counts include the number of people for whom the department received laboratory results by day. This percent is the number of people who test positive for the first time divided by all the people tested that day, excluding people who have previously tested positive.



Emergency department (ED) and freestanding ED (FSED) chief complaint and admission data for Hardee County



The Electronic Surveillance System for the Early Notification of Community-Based Epidemics (ESSENCE-FL) includes chief complaint data from 211 of 212 Florida EDs and 74 of 79 Florida FSEDs. Data are transmitted electronically to ESSENCE-FL daily or hourly.

Coronavirus: summary for Hendry County

Data for Jun 15, 2020 (verified at 10 AM)

Data in this report are provisional and subject to change.

Confirmed cases		Cases confirmed in Florida residents per day				
Total cases	650					
Florida residents	650					
Non-Florida residents	0					
Gender for Florida residents						
Men	402					
Women	248					
Unknown	0					
Age for Florida residents						
Range	0 - 101					
Median age	38					
Race, ethnicity	Cases	Hospitalizations	Deaths	Outcomes for Florida residents		
White	523	80%	38	58%	15	75%
Hispanic	445	68%	25	38%	4	20%
Non-Hispanic	73	11%	13	20%	11	55%
Unknown ethnicity	5	1%	0	0%	0	0%
Black	63	10%	14	22%	4	20%
Hispanic	1	0%	0	0%	0	0%
Non-Hispanic	60	9%	12	18%	4	20%
Unknown ethnicity	2	0%	2	3%	0	0%
Other	19	3%	11	17%	1	5%
Hispanic	14	2%	9	14%	1	5%
Non-Hispanic	5	1%	2	3%	0	0%
Unknown ethnicity	0	0%	0	0%	0	0%
Unknown race	45	7%	2	3%	0	0%
Hispanic	25	4%	0	0%	0	0%
Non-Hispanic	0	0%	0	0%	0	0%
Unknown ethnicity	20	3%	2	3%	0	0%
Total	650		65		20	

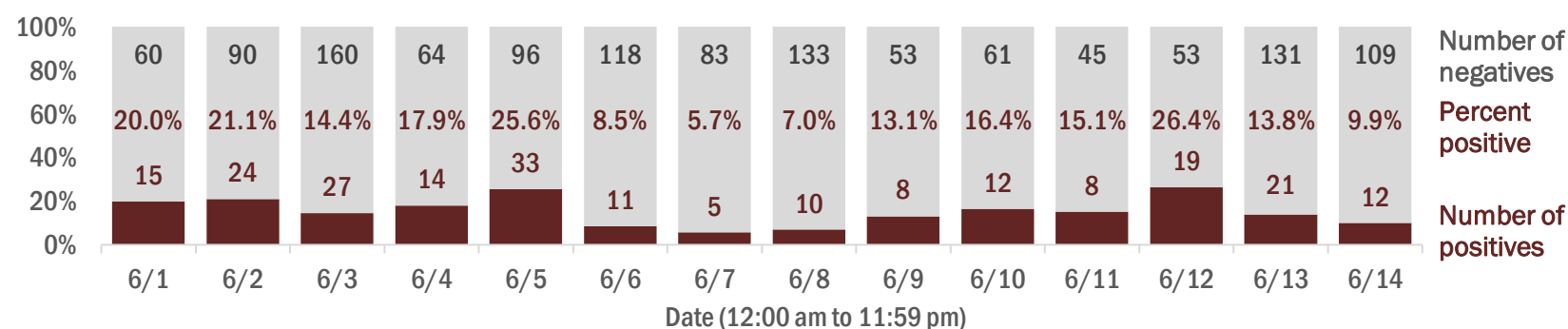
Cases in facility staff/residents	
Hendry	
Long-term care	72 (11% of all cases)
Correctional	20 (3% of all cases)
Statewide	
Long-term care	10,941 (15% of all cases)
Correctional	3,088 (4% of all cases)

Hospitalization counts include anyone who was hospitalized at some point during their illness. It does not reflect the number of people currently hospitalized.
Other race includes any person with a race of American Indian/Alaskan native, Asian, native Hawaiian/Pacific Islander, or other.

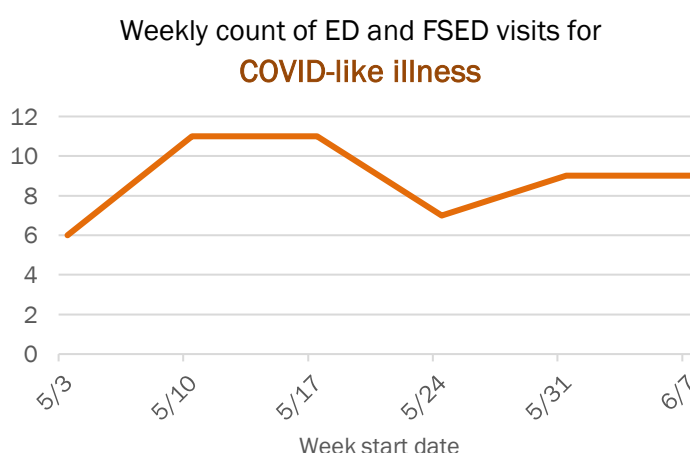
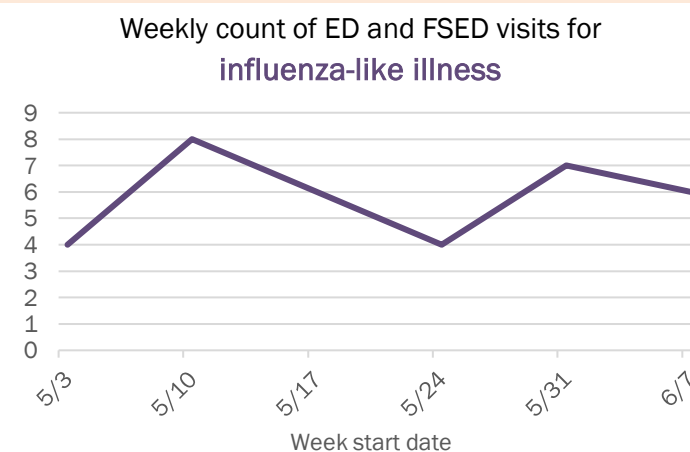
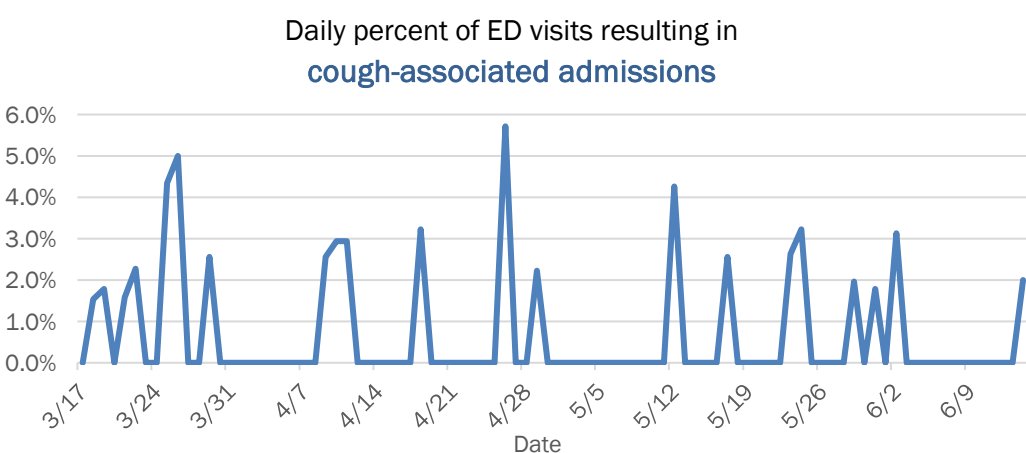
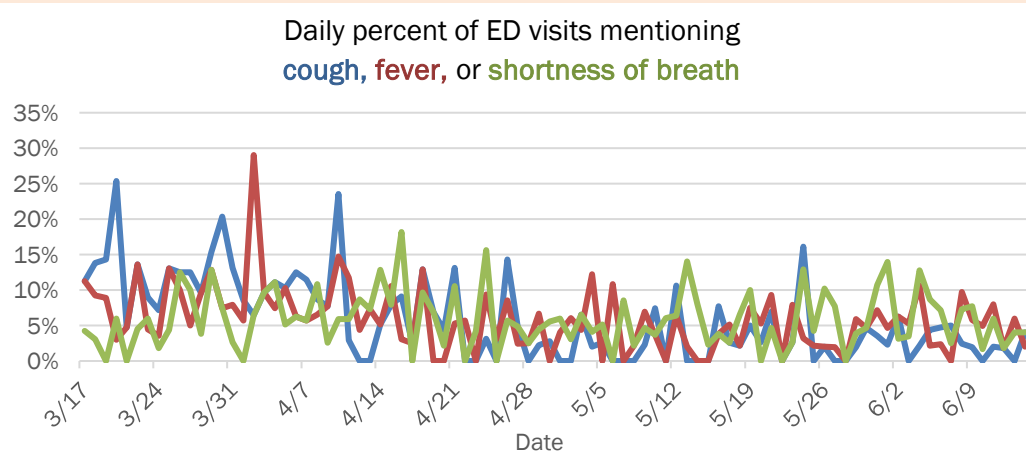
Laboratory testing for Florida residents and non-Florida residents over the past 2 weeks

Number and percent of positive labs

These counts include the number of people for whom the department received laboratory results by day. This percent is the number of people who test positive for the first time divided by all the people tested that day, excluding people who have previously tested positive.



Emergency department (ED) and freestanding ED (FSED) chief complaint and admission data for Hendry County



The Electronic Surveillance System for the Early Notification of Community-Based Epidemics (ESSENCE-FL) includes chief complaint data from 211 of 212 Florida EDs and 74 of 79 Florida FSEDs. Data are transmitted electronically to ESSENCE-FL daily or hourly.

Coronavirus: summary for Hernando County

Data for Jun 15, 2020 (verified at 10 AM)

Data in this report are provisional and subject to change.

Confirmed cases		Cases confirmed in Florida residents per day														
Total cases	141															
Florida residents	135															
Non-Florida residents	6															
Gender for Florida residents																
Men	70															
Women	65															
Unknown	0															
Age for Florida residents																
Range	1 - 88															
Median age	47															
Race, ethnicity		Cases	Hospitalizations	Deaths	Outcomes for Florida residents											
White	112	83%	21	78%	4	80%	Hernando									
Hispanic	27	20%	4	15%	1	20%	Hospitalizations 27 (20% of all cases)									
Non-Hispanic	82	61%	16	59%	3	60%	Deaths 5 (4% of all cases)									
Unknown ethnicity	3	2%	1	4%	0	0%	Statewide									
Black	17	13%	3	11%	1	20%	Hospitalizations 12,015 (16% of all cases)									
Hispanic	0	0%	0	0%	0	0%	Deaths 2,938 (4% of all cases)									
Non-Hispanic	17	13%	3	11%	1	20%	Cases in facility staff/residents									
Unknown ethnicity	0	0%	0	0%	0	0%	Hernando									
Other	6	4%	3	11%	0	0%	Long-term care 11 (8% of all cases)									
Hispanic	3	2%	2	7%	0	0%	Correctional 6 (4% of all cases)									
Non-Hispanic	3	2%	1	4%	0	0%	Statewide									
Unknown ethnicity	0	0%	0	0%	0	0%	Long-term care 10,941 (15% of all cases)									
Unknown race	0	0%	0	0%	0	0%	Correctional 3,088 (4% of all cases)									
Hispanic	0	0%	0	0%	0	0%										
Non-Hispanic	0	0%	0	0%	0	0%										
Unknown ethnicity	0	0%	0	0%	0	0%										
Total	135		27		5											

Hospitalization counts include anyone who was hospitalized at some point during their illness. It does not reflect the number of people currently hospitalized.
Other race includes any person with a race of American Indian/Alaskan native, Asian, native Hawaiian/Pacific Islander, or other.

Laboratory testing for Florida residents and non-Florida residents over the past 2 weeks

Number and percent of positive labs

These counts include the number of people for whom the department received laboratory results by day. This percent is the number of people who test positive for the first time divided by all the people tested that day, excluding people who have previously tested positive.

Date	Number of negatives	Percent positive	Number of positives
6/1	113	3.4%	4
6/2	142	0.0%	0
6/3	167	1.2%	2
6/4	360	0.0%	0
6/5	212	0.0%	0
6/6	681	0.3%	2
6/7	204	1.0%	2
6/8	162	0.6%	1
6/9	209	1.4%	3
6/10	324	0.0%	0
6/11	291	1.0%	3
6/12	219	0.9%	2
6/13	212	0.9%	2
6/14	196	1.5%	3

Emergency department (ED) and freestanding ED (FSED) chief complaint and admission data for Hernando County

Daily percent of ED visits mentioning cough, fever, or shortness of breath

Weekly count of ED and FSED visits for influenza-like illness

Daily percent of ED visits resulting in cough-associated admissions

Weekly count of ED and FSED visits for COVID-like illness

The Electronic Surveillance System for the Early Notification of Community-Based Epidemics (ESSENCE-FL) includes chief complaint data from 211 of 212 Florida EDs and 74 of 79 Florida FSEDs. Data are transmitted electronically to ESSENCE-FL daily or hourly.

Coronavirus: summary for Highlands County

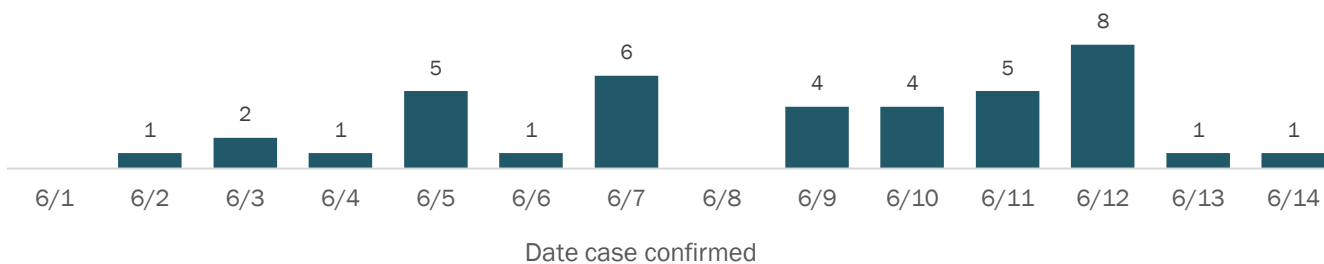
Data for Jun 15, 2020 (verified at 10 AM)

Data in this report are provisional and subject to change.

Confirmed cases

Total cases	172
Florida residents	170
Non-Florida residents	2
Gender for Florida residents	
Men	84
Women	86
Unknown	0
Age for Florida residents	
Range	0 - 91
Median age	54

Cases confirmed in Florida residents per day



Race, ethnicity	Cases	Hospitalizations	Deaths
White	101 (59%)	18 (41%)	2 (22%)
Hispanic	41 (24%)	4 (9%)	0 (0%)
Non-Hispanic	53 (31%)	12 (27%)	2 (22%)
Unknown ethnicity	7 (4%)	2 (5%)	0 (0%)
Black	39 (23%)	14 (32%)	4 (44%)
Hispanic	1 (1%)	0 (0%)	0 (0%)
Non-Hispanic	37 (22%)	13 (30%)	3 (33%)
Unknown ethnicity	1 (1%)	1 (2%)	1 (11%)
Other	26 (15%)	12 (27%)	3 (33%)
Hispanic	19 (11%)	9 (20%)	2 (22%)
Non-Hispanic	7 (4%)	3 (7%)	1 (11%)
Unknown ethnicity	0 (0%)	0 (0%)	0 (0%)
Unknown race	4 (2%)	0 (0%)	0 (0%)
Hispanic	1 (1%)	0 (0%)	0 (0%)
Non-Hispanic	0 (0%)	0 (0%)	0 (0%)
Unknown ethnicity	3 (2%)	0 (0%)	0 (0%)
Total	170	44	9

Outcomes for Florida residents

Highlands	
Hospitalizations	44 (26% of all cases)
Deaths	9 (5% of all cases)

Statewide

Hospitalizations	12,015 (16% of all cases)
Deaths	2,938 (4% of all cases)

Cases in facility staff/residents

Highlands	
Long-term care	14 (8% of all cases)
Correctional	1 (1% of all cases)

Statewide

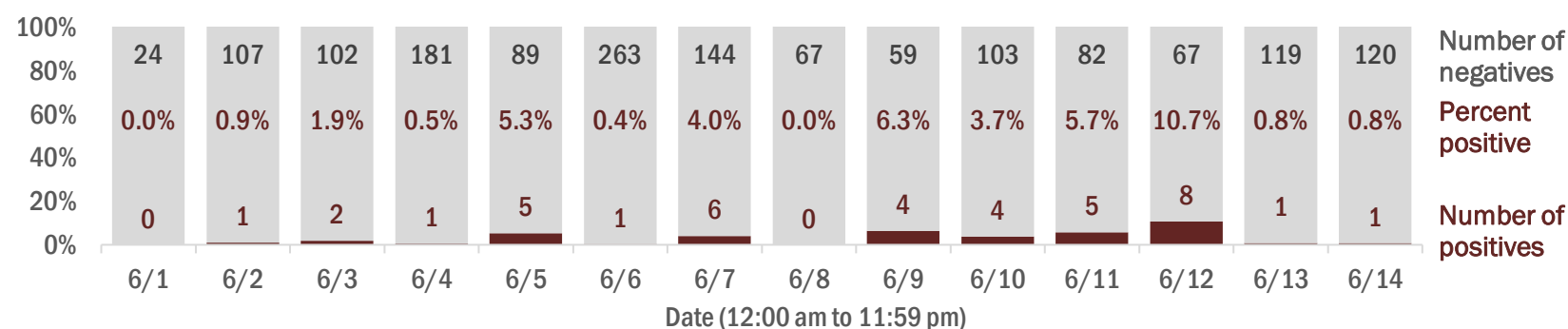
Long-term care	10,941 (15% of all cases)
Correctional	3,088 (4% of all cases)

Hospitalization counts include anyone who was hospitalized at some point during their illness. It does not reflect the number of people currently hospitalized.
Other race includes any person with a race of American Indian/Alaskan native, Asian, native Hawaiian/Pacific Islander, or other.

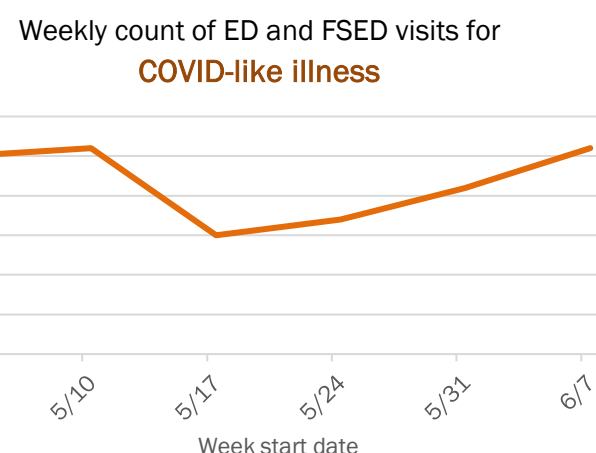
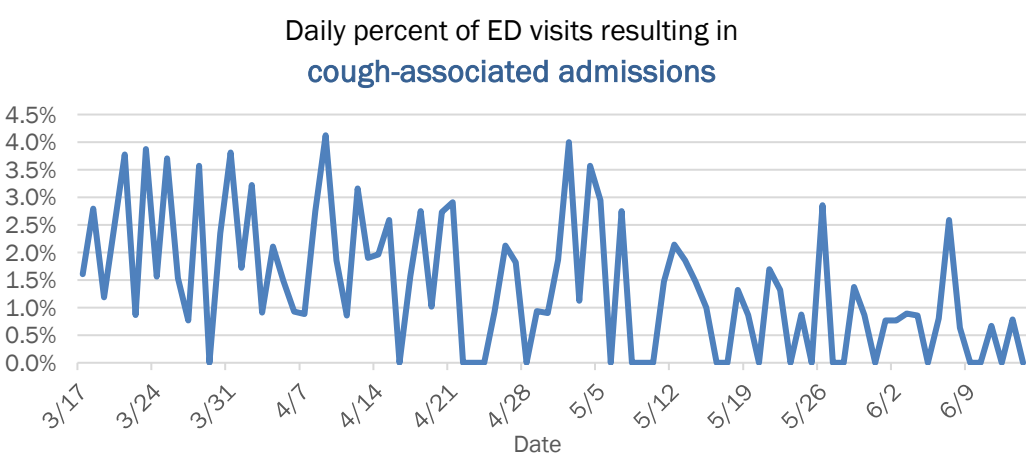
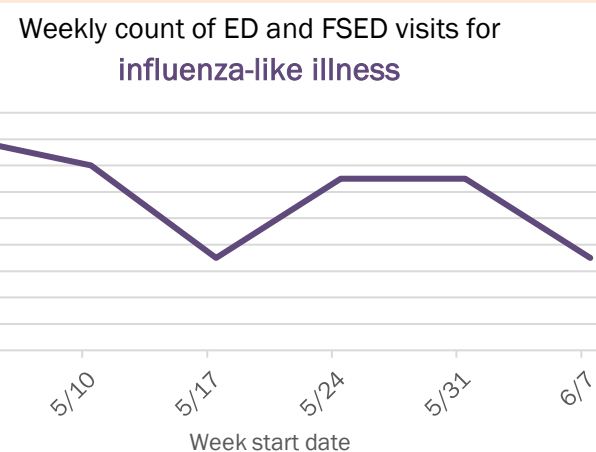
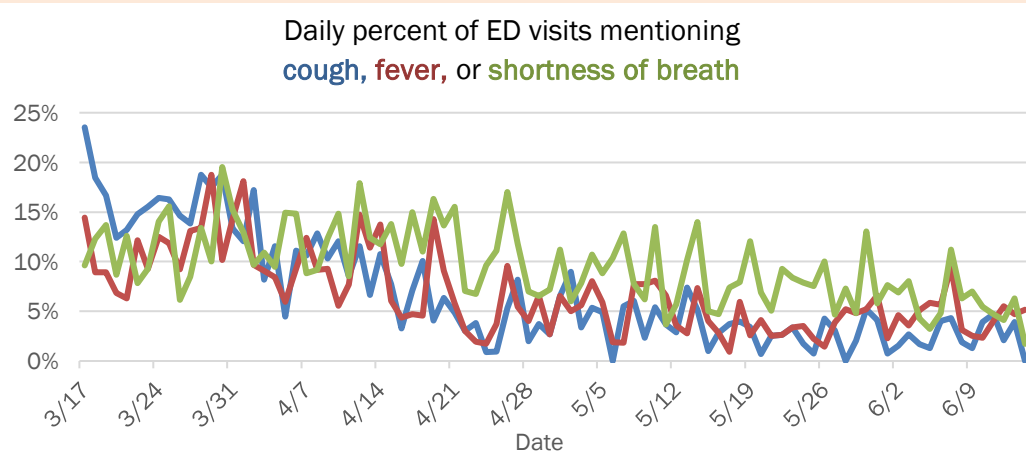
Laboratory testing for Florida residents and non-Florida residents over the past 2 weeks

Number and percent of positive labs

These counts include the number of people for whom the department received laboratory results by day. This percent is the number of people who test positive for the first time divided by all the people tested that day, excluding people who have previously tested positive.



Emergency department (ED) and freestanding ED (FSED) chief complaint and admission data for Highlands County



The Electronic Surveillance System for the Early Notification of Community-Based Epidemics (ESSENCE-FL) includes chief complaint data from 211 of 212 Florida EDs and 74 of 79 Florida FSEDs. Data are transmitted electronically to ESSENCE-FL daily or hourly.

Coronavirus: summary for Hillsborough County

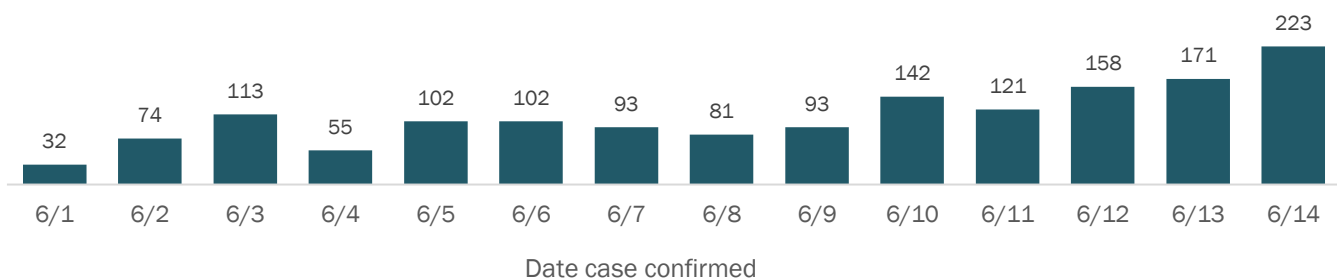
Data for Jun 15, 2020 (verified at 10 AM)

Data in this report are provisional and subject to change.

Confirmed cases

Total cases	3,826
Florida residents	3,764
Non-Florida residents	62
Gender for Florida residents	
Men	1,754
Women	2,009
Unknown	1
Age for Florida residents	
Range	0 - 104
Median age	41

Cases confirmed in Florida residents per day



Race, ethnicity	Cases	Hospitalizations	Deaths
White	1,418 (38%)	279 (52%)	61 (62%)
Hispanic	533 (14%)	72 (13%)	9 (9%)
Non-Hispanic	773 (21%)	187 (35%)	50 (51%)
Unknown ethnicity	112 (3%)	20 (4%)	2 (2%)
Black	804 (21%)	161 (30%)	23 (23%)
Hispanic	35 (1%)	5 (1%)	0 (0%)
Non-Hispanic	713 (19%)	149 (28%)	22 (22%)
Unknown ethnicity	56 (1%)	7 (1%)	1 (1%)
Other	675 (18%)	93 (17%)	10 (10%)
Hispanic	394 (10%)	53 (10%)	5 (5%)
Non-Hispanic	209 (6%)	31 (6%)	3 (3%)
Unknown ethnicity	72 (2%)	9 (2%)	2 (2%)
Unknown race	867 (23%)	7 (1%)	5 (5%)
Hispanic	31 (1%)	0 (0%)	0 (0%)
Non-Hispanic	11 (0%)	0 (0%)	0 (0%)
Unknown ethnicity	825 (22%)	7 (1%)	5 (5%)
Total	3,764	540	99

Outcomes for Florida residents

Hillsborough		
Hospitalizations	540	(14% of all cases)
Deaths	99	(3% of all cases)

Statewide		
Hospitalizations	12,015	(16% of all cases)
Deaths	2,938	(4% of all cases)

Cases in facility staff/residents

Hillsborough		
Long-term care	575	(15% of all cases)
Correctional	8	(0% of all cases)

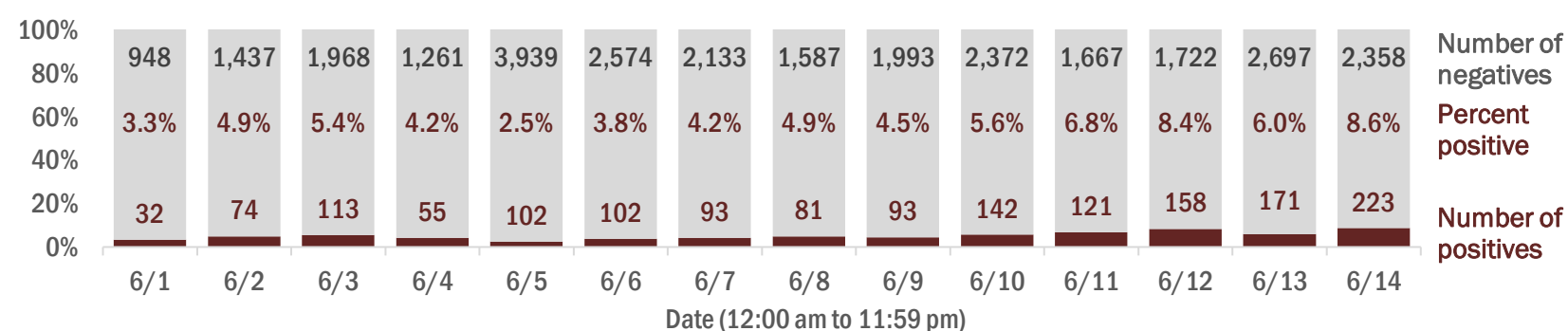
Statewide		
Long-term care	10,941	(15% of all cases)
Correctional	3,088	(4% of all cases)

Hospitalization counts include anyone who was hospitalized at some point during their illness. It does not reflect the number of people currently hospitalized.
Other race includes any person with a race of American Indian/Alaskan native, Asian, native Hawaiian/Pacific Islander, or other.

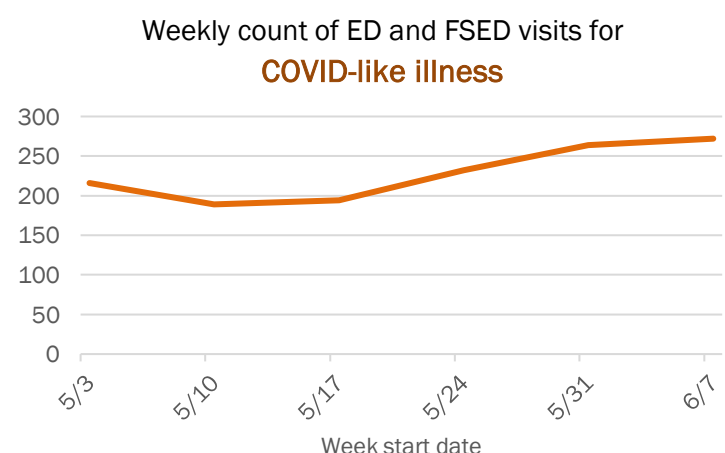
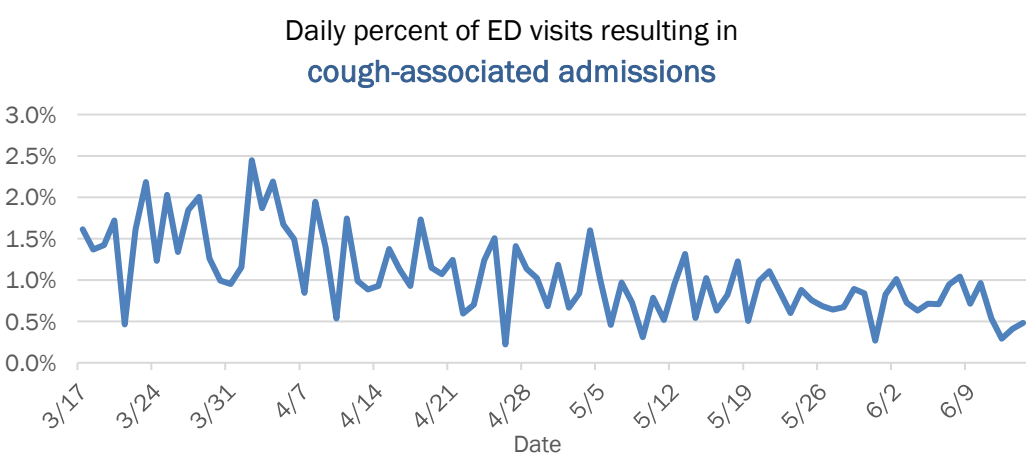
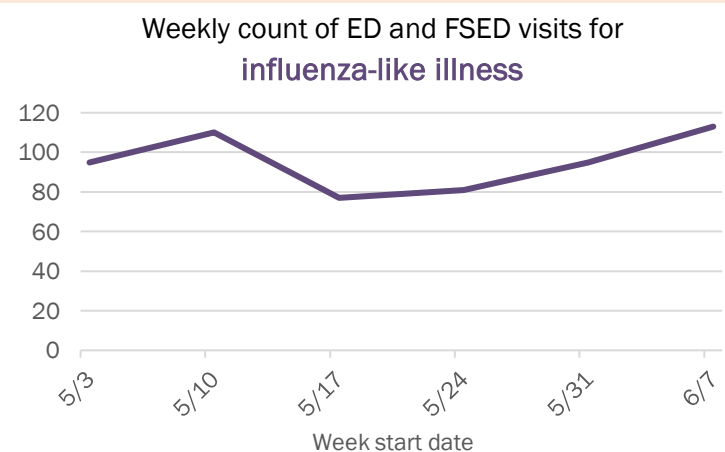
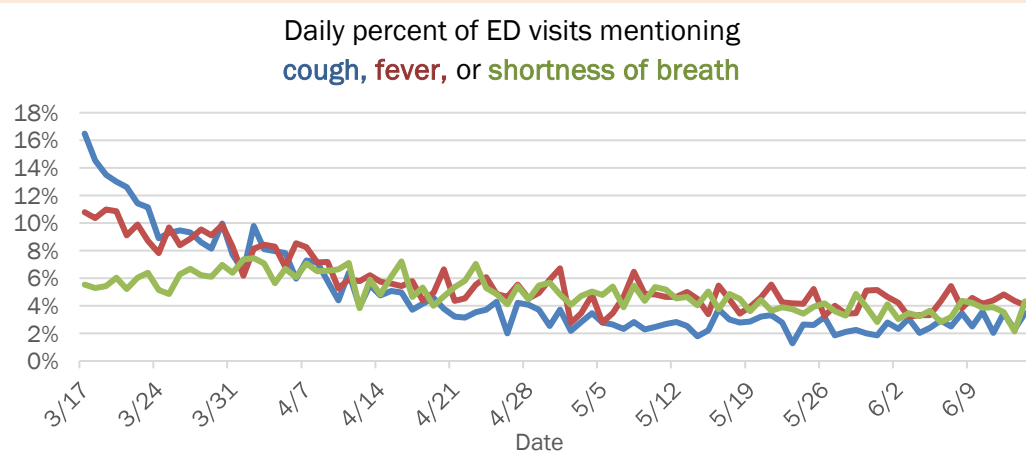
Laboratory testing for Florida residents and non-Florida residents over the past 2 weeks

Number and percent of positive labs

These counts include the number of people for whom the department received laboratory results by day. This percent is the number of people who test positive for the first time divided by all the people tested that day, excluding people who have previously tested positive.



Emergency department (ED) and freestanding ED (FSED) chief complaint and admission data for Hillsborough County



The Electronic Surveillance System for the Early Notification of Community-Based Epidemics (ESSENCE-FL) includes chief complaint data from 211 of 212 Florida EDs and 74 of 79 Florida FSEDs. Data are transmitted electronically to ESSENCE-FL daily or hourly.

Coronavirus: summary for Holmes County

Data for Jun 15, 2020 (verified at 10 AM)

Data in this report are provisional and subject to change.

Confirmed cases		Cases confirmed in Florida residents per day					
Total cases	31						
Florida residents	30						
Non-Florida residents	1						
Gender for Florida residents							
Men	15						
Women	15						
Unknown	0						
Age for Florida residents							
Range	1 - 79						
Median age	42						
Race, ethnicity		Cases	Hospitalizations		Deaths		
White	23	77%	0	0%	0	N/A	
Hispanic	0	0%	0	0%	0	N/A	
Non-Hispanic	22	73%	0	0%	0	N/A	
Unknown ethnicity	1	3%	0	0%	0	N/A	
Black	3	10%	1	100%	0	N/A	
Hispanic	0	0%	0	0%	0	N/A	
Non-Hispanic	3	10%	1	100%	0	N/A	
Unknown ethnicity	0	0%	0	0%	0	N/A	
Other	1	3%	0	0%	0	N/A	
Hispanic	0	0%	0	0%	0	N/A	
Non-Hispanic	1	3%	0	0%	0	N/A	
Unknown ethnicity	0	0%	0	0%	0	N/A	
Unknown race	3	10%	0	0%	0	N/A	
Hispanic	0	0%	0	0%	0	N/A	
Non-Hispanic	0	0%	0	0%	0	N/A	
Unknown ethnicity	3	10%	0	0%	0	N/A	
Total	30		1		0		

Outcomes for Florida residents		
Holmes		
Hospitalizations	1	(3% of all cases)
Deaths	0	(0% of all cases)
Statewide		
Hospitalizations	12,015	(16% of all cases)
Deaths	2,938	(4% of all cases)

Cases in facility staff/residents		
Holmes		
Long-term care	5	(17% of all cases)
Correctional	1	(3% of all cases)
Statewide		
Long-term care	10,941	(15% of all cases)
Correctional	3,088	(4% of all cases)

Hospitalization counts include anyone who was hospitalized at some point during their illness. It does not reflect the number of people currently hospitalized.
Other race includes any person with a race of American Indian/Alaskan native, Asian, native Hawaiian/Pacific Islander, or other.

Laboratory testing for Florida residents and non-Florida residents over the past 2 weeks

Number and percent of positive labs

These counts include the number of people for whom the department received laboratory results by day. This percent is the number of people who test positive for the first time divided by all the people tested that day, excluding people who have previously tested positive.

Date	Number of positives	Percent positive	Number of negatives
6/1	4	22.2%	14
6/2	1	6.7%	14
6/3	2	12.5%	14
6/4	2	6.9%	27
6/5	1	3.4%	28
6/6	0	0.0%	27
6/7	0	0.0%	61
6/8	0	0.0%	11
6/9	1	5.0%	19
6/10	0	0.0%	6
6/11	0	0.0%	47
6/12	0	0.0%	19
6/13	0	0.0%	13
6/14	0	0.0%	24

Emergency department (ED) and freestanding ED (FSED) chief complaint and admission data for Holmes County

Daily percent of ED visits mentioning cough, fever, or shortness of breath

Weekly count of ED and FSED visits for influenza-like illness

Daily percent of ED visits resulting in cough-associated admissions

Weekly count of ED and FSED visits for COVID-like illness

The Electronic Surveillance System for the Early Notification of Community-Based Epidemics (ESSENCE-FL) includes chief complaint data from 211 of 212 Florida EDs and 74 of 79 Florida FSEDs. Data are transmitted electronically to ESSENCE-FL daily or hourly.

Coronavirus: summary for Indian River County

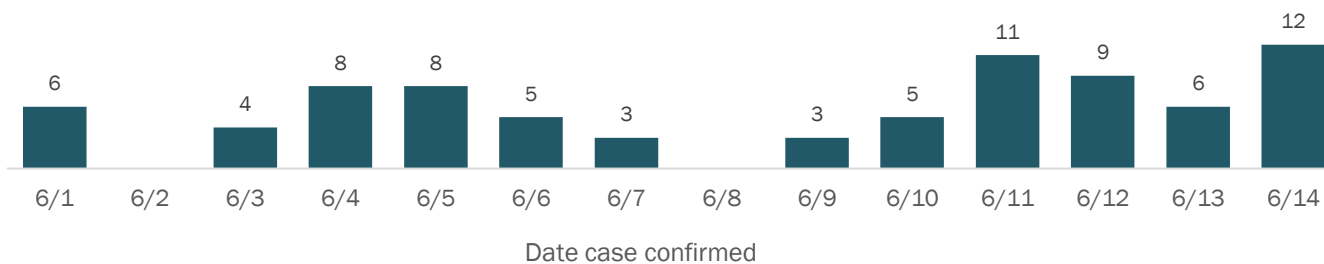
Data for Jun 15, 2020 (verified at 10 AM)

Data in this report are provisional and subject to change.

Confirmed cases

Total cases	216
Florida residents	205
Non-Florida residents	11
Gender for Florida residents	
Men	91
Women	114
Unknown	0
Age for Florida residents	
Range	0 - 95
Median age	49

Cases confirmed in Florida residents per day



Race, ethnicity	Cases	Hospitalizations	Deaths
White	135 (66%)	26 (65%)	9 (75%)
Hispanic	33 (16%)	1 (3%)	0 (0%)
Non-Hispanic	97 (47%)	24 (60%)	9 (75%)
Unknown ethnicity	5 (2%)	1 (3%)	0 (0%)
Black	18 (9%)	5 (13%)	3 (25%)
Hispanic	0 (0%)	0 (0%)	0 (0%)
Non-Hispanic	17 (8%)	4 (10%)	3 (25%)
Unknown ethnicity	1 (0%)	1 (3%)	0 (0%)
Other	25 (12%)	9 (23%)	0 (0%)
Hispanic	11 (5%)	4 (10%)	0 (0%)
Non-Hispanic	9 (4%)	3 (8%)	0 (0%)
Unknown ethnicity	5 (2%)	2 (5%)	0 (0%)
Unknown race	27 (13%)	0 (0%)	0 (0%)
Hispanic	0 (0%)	0 (0%)	0 (0%)
Non-Hispanic	0 (0%)	0 (0%)	0 (0%)
Unknown ethnicity	27 (13%)	0 (0%)	0 (0%)
Total	205	40	12

Outcomes for Florida residents

Indian River		
Hospitalizations	40	(20% of all cases)
Deaths	12	(6% of all cases)

Statewide		
Hospitalizations	12,015	(16% of all cases)
Deaths	2,938	(4% of all cases)

Cases in facility staff/residents

Indian River		
Long-term care	36	(18% of all cases)
Correctional	1	(0% of all cases)

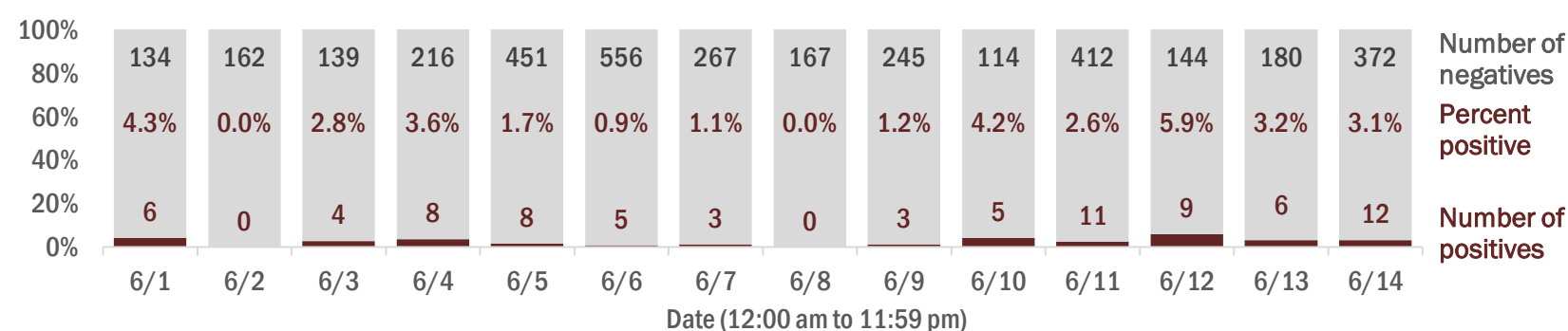
Statewide		
Long-term care	10,941	(15% of all cases)
Correctional	3,088	(4% of all cases)

Hospitalization counts include anyone who was hospitalized at some point during their illness. It does not reflect the number of people currently hospitalized.
Other race includes any person with a race of American Indian/Alaskan native, Asian, native Hawaiian/Pacific Islander, or other.

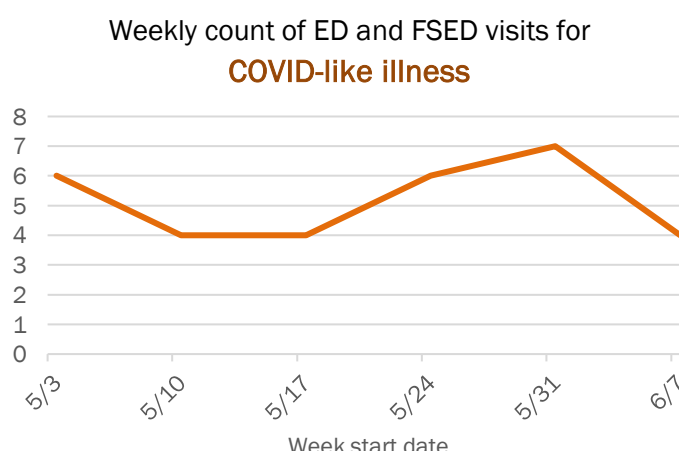
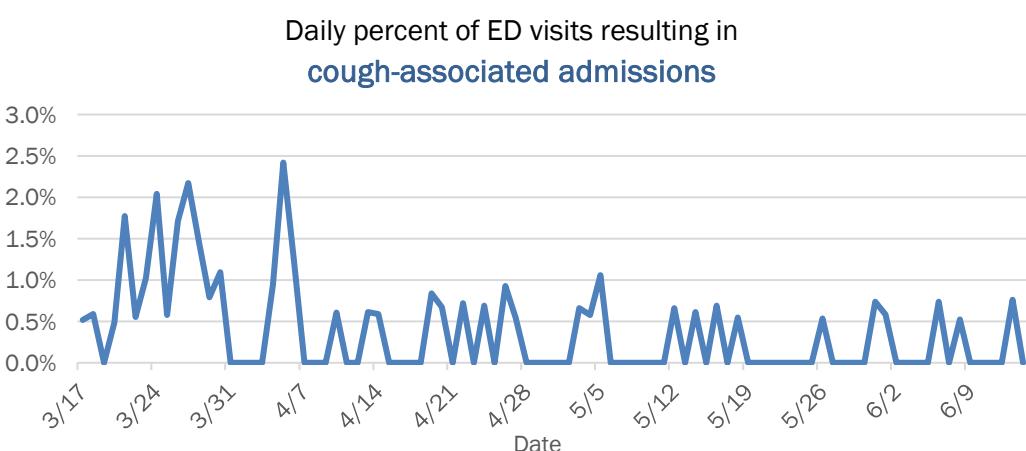
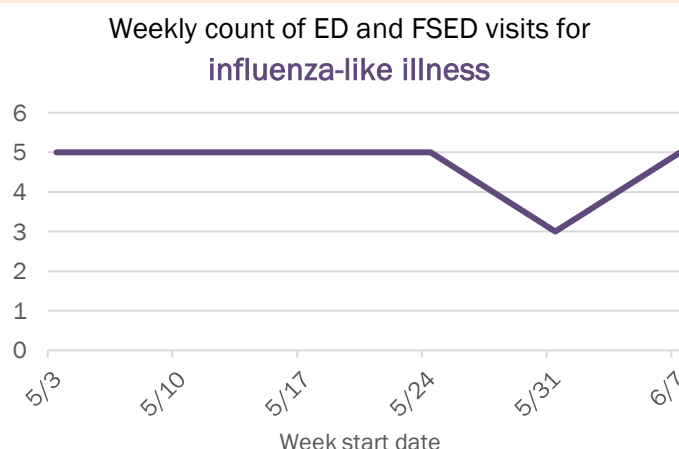
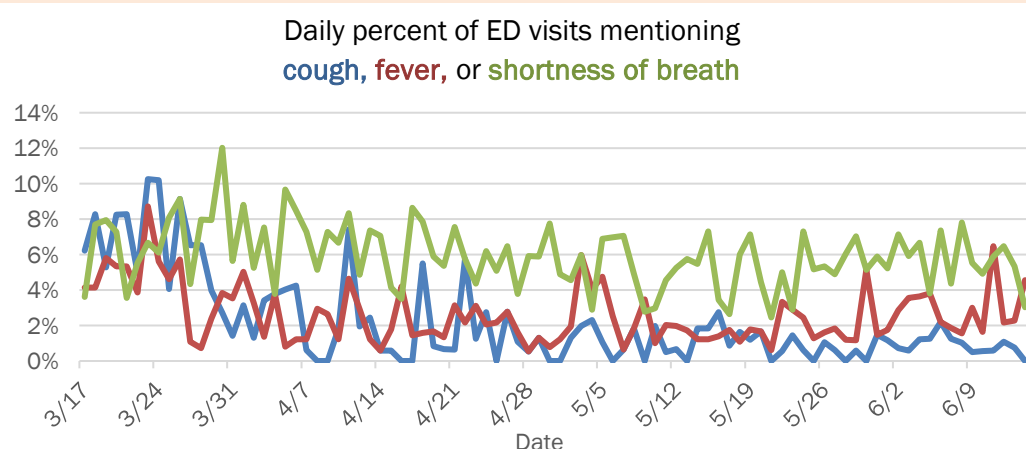
Laboratory testing for Florida residents and non-Florida residents over the past 2 weeks

Number and percent of positive labs

These counts include the number of people for whom the department received laboratory results by day. This percent is the number of people who test positive for the first time divided by all the people tested that day, excluding people who have previously tested positive.



Emergency department (ED) and freestanding ED (FSED) chief complaint and admission data for Indian River County



The Electronic Surveillance System for the Early Notification of Community-Based Epidemics (ESSENCE-FL) includes chief complaint data from 211 of 212 Florida EDs and 74 of 79 Florida FSEDs. Data are transmitted electronically to ESSENCE-FL daily or hourly.

Coronavirus: summary for Jackson County

Data for Jun 15, 2020 (verified at 10 AM)

Data in this report are provisional and subject to change.

Confirmed cases		Cases confirmed in Florida residents per day			
Total cases	320				
Florida residents	311				
Non-Florida residents	9				
Gender for Florida residents					
Men	244				
Women	67				
Unknown	0				
Age for Florida residents					
Range	0 - 87				
Median age	40				
Race, ethnicity	Cases	Hospitalizations	Deaths		
White	127	6	0	41%	30%
Hispanic	13	0	0	4%	0%
Non-Hispanic	70	4	0	23%	20%
Unknown ethnicity	44	2	0	14%	10%
Black	128	12	1	41%	60%
Hispanic	1	0	0	0%	0%
Non-Hispanic	103	10	1	33%	50%
Unknown ethnicity	24	2	0	8%	10%
Other	20	2	0	6%	10%
Hispanic	14	2	0	5%	10%
Non-Hispanic	2	0	0	1%	0%
Unknown ethnicity	4	0	0	1%	0%
Unknown race	36	0	0	12%	0%
Hispanic	1	0	0	0%	0%
Non-Hispanic	0	0	0	0%	0%
Unknown ethnicity	35	0	0	11%	0%
Total	311	20	1		

Outcomes for Florida residents		
Jackson		
Hospitalizations	20	(6% of all cases)
Deaths	1	(0% of all cases)
Statewide		
Hospitalizations	12,015	(16% of all cases)
Deaths	2,938	(4% of all cases)

Cases in facility staff/residents		
Jackson		
Long-term care	48	(15% of all cases)
Correctional	197	(63% of all cases)
Statewide		
Long-term care	10,941	(15% of all cases)
Correctional	3,088	(4% of all cases)

Hospitalization counts include anyone who was hospitalized at some point during their illness. It does not reflect the number of people currently hospitalized.
Other race includes any person with a race of American Indian/Alaskan native, Asian, native Hawaiian/Pacific Islander, or other.

Laboratory testing for Florida residents and non-Florida residents over the past 2 weeks

Number and percent of positive labs

These counts include the number of people for whom the department received laboratory results by day. This percent is the number of people who test positive for the first time divided by all the people tested that day, excluding people who have previously tested positive.

Date	Number of negatives	Percent positive	Number of positives
6/1	11	45.9%	3
6/2	55	5.2%	3
6/3	107	4.5%	5
6/4	324	5.0%	17
6/5	55	9.8%	6
6/6	71	10.1%	8
6/7	46	6.1%	3
6/8	51	3.8%	2
6/9	30	3.2%	1
6/10	85	4.5%	4
6/11	37	2.6%	1
6/12	22	0.0%	0
6/13	59	4.8%	3
6/14	117	0.8%	1

Emergency department (ED) and freestanding ED (FSED) chief complaint and admission data for Jackson County

Daily percent of ED visits mentioning cough, fever, or shortness of breath

Weekly count of ED and FSED visits for influenza-like illness

Daily percent of ED visits resulting in cough-associated admissions

Weekly count of ED and FSED visits for COVID-like illness

The Electronic Surveillance System for the Early Notification of Community-Based Epidemics (ESSENCE-FL) includes chief complaint data from 211 of 212 Florida EDs and 74 of 79 Florida FSEDs. Data are transmitted electronically to ESSENCE-FL daily or hourly.

Coronavirus: summary for Jefferson County

Data for Jun 15, 2020 (verified at 10 AM)

Data in this report are provisional and subject to change.

Confirmed cases		Cases confirmed in Florida residents per day				
Total cases	32					
Florida residents	30					
Non-Florida residents	2					
Gender for Florida residents						
Men	12					
Women	18					
Unknown	0					
Age for Florida residents						
Range	1 - 95					
Median age	62					
Race, ethnicity		Cases	Hospitalizations		Deaths	
White	10	33%	4	50%	3	75%
Hispanic	1	3%	1	13%	0	0%
Non-Hispanic	8	27%	3	38%	2	50%
Unknown ethnicity	1	3%	0	0%	1	25%
Black	14	47%	3	38%	1	25%
Hispanic	0	0%	0	0%	0	0%
Non-Hispanic	14	47%	3	38%	1	25%
Unknown ethnicity	0	0%	0	0%	0	0%
Other	6	20%	1	13%	0	0%
Hispanic	3	10%	0	0%	0	0%
Non-Hispanic	3	10%	1	13%	0	0%
Unknown ethnicity	0	0%	0	0%	0	0%
Unknown race	0	0%	0	0%	0	0%
Hispanic	0	0%	0	0%	0	0%
Non-Hispanic	0	0%	0	0%	0	0%
Unknown ethnicity	0	0%	0	0%	0	0%
Total	30		8		4	

Outcomes for Florida residents		
Jefferson		
Hospitalizations	8	(27% of all cases)
Deaths	4	(13% of all cases)
Statewide		
Hospitalizations	12,015	(16% of all cases)
Deaths	2,938	(4% of all cases)

Cases in facility staff/residents		
Jefferson		
Long-term care	21	(70% of all cases)
Correctional	0	(0% of all cases)
Statewide		
Long-term care	10,941	(15% of all cases)
Correctional	3,088	(4% of all cases)

Hospitalization counts include anyone who was hospitalized at some point during their illness. It does not reflect the number of people currently hospitalized.
Other race includes any person with a race of American Indian/Alaskan native, Asian, native Hawaiian/Pacific Islander, or other.

Laboratory testing for Florida residents and non-Florida residents over the past 2 weeks

Number and percent of positive labs

These counts include the number of people for whom the department received laboratory results by day. This percent is the number of people who test positive for the first time divided by all the people tested that day, excluding people who have previously tested positive.

Date	Number of negatives	Percent positive	Number of positives
6/1	7	0.0%	0
6/2	10	0.0%	0
6/3	13	0.0%	0
6/4	9	0.0%	0
6/5	68	1.4%	1
6/6	8	11.1%	1
6/7	53	0.0%	0
6/8	17	0.0%	0
6/9	6	0.0%	0
6/10	22	0.0%	0
6/11	12	0.0%	0
6/12	22	0.0%	0
6/13	16	5.9%	1
6/14	6	0.0%	0

Emergency department (ED) and freestanding ED (FSED) chief complaint and admission data for Jefferson County

Daily percent of ED visits mentioning cough, fever, or shortness of breath

Weekly count of ED and FSED visits for influenza-like illness

Daily percent of ED visits resulting in cough-associated admissions

Weekly count of ED and FSED visits for COVID-like illness

The Electronic Surveillance System for the Early Notification of Community-Based Epidemics (ESSENCE-FL) includes chief complaint data from 211 of 212 Florida EDs and 74 of 79 Florida FSEDs. Data are transmitted electronically to ESSENCE-FL daily or hourly.

Coronavirus: summary for Lafayette County

Data for Jun 15, 2020 (verified at 10 AM)

Data in this report are provisional and subject to change.

Confirmed cases		Cases confirmed in Florida residents per day			
Total cases	13				
Florida residents	13				
Non-Florida residents	0				
Gender for Florida residents					
Men	8				
Women	5				
Unknown	0				
Age for Florida residents					
Range	19 - 98				
Median age	46				
Race, ethnicity		Cases	Hospitalizations		Deaths
White	12	92%	1	100%	0
Hispanic	3	23%	0	0%	0
Non-Hispanic	9	69%	1	100%	0
Unknown ethnicity	0	0%	0	0%	0
Black	1	8%	0	0%	0
Hispanic	0	0%	0	0%	0
Non-Hispanic	1	8%	0	0%	0
Unknown ethnicity	0	0%	0	0%	0
Other	0	0%	0	0%	0
Hispanic	0	0%	0	0%	0
Non-Hispanic	0	0%	0	0%	0
Unknown ethnicity	0	0%	0	0%	0
Unknown race	0	0%	0	0%	0
Hispanic	0	0%	0	0%	0
Non-Hispanic	0	0%	0	0%	0
Unknown ethnicity	0	0%	0	0%	0
Total	13		1		0

Outcomes for Florida residents		
Lafayette		
Hospitalizations	1	(8% of all cases)
Deaths	0	(0% of all cases)
Statewide		
Hospitalizations	12,015	(16% of all cases)
Deaths	2,938	(4% of all cases)

Cases in facility staff/residents		
Lafayette		
Long-term care	7	(54% of all cases)
Correctional	0	(0% of all cases)
Statewide		
Long-term care	10,941	(15% of all cases)
Correctional	3,088	(4% of all cases)

Hospitalization counts include anyone who was hospitalized at some point during their illness. It does not reflect the number of people currently hospitalized.
Other race includes any person with a race of American Indian/Alaskan native, Asian, native Hawaiian/Pacific Islander, or other.

Laboratory testing for Florida residents and non-Florida residents over the past 2 weeks

Number and percent of positive labs

These counts include the number of people for whom the department received laboratory results by day. This percent is the number of people who test positive for the first time divided by all the people tested that day, excluding people who have previously tested positive.

Date	Number of positives	Percent positive	Number of negatives
6/1	0	0.0%	2
6/2	0	0.0%	4
6/3	0	0.0%	5
6/4	1	50.0%	1
6/5	1	14.3%	6
6/6	0	0.0%	4
6/7	0	0.0%	5
6/8	2	66.7%	1
6/9	0	0.0%	4
6/10	0	0.0%	2
6/11	0	0.0%	9
6/12	0	0.0%	5
6/13	1	16.7%	5
6/14	0	0.0%	2

Emergency department (ED) and freestanding ED (FSED) chief complaint and admission data for Lafayette County

Daily percent of ED visits mentioning cough, fever, or shortness of breath

Weekly count of ED and FSED visits for influenza-like illness

Daily percent of ED visits resulting in cough-associated admissions

Weekly count of ED and FSED visits for COVID-like illness

The Electronic Surveillance System for the Early Notification of Community-Based Epidemics (ESSENCE-FL) includes chief complaint data from 211 of 212 Florida EDs and 74 of 79 Florida FSEDs. Data are transmitted electronically to ESSENCE-FL daily or hourly.

Coronavirus: summary for Lake County

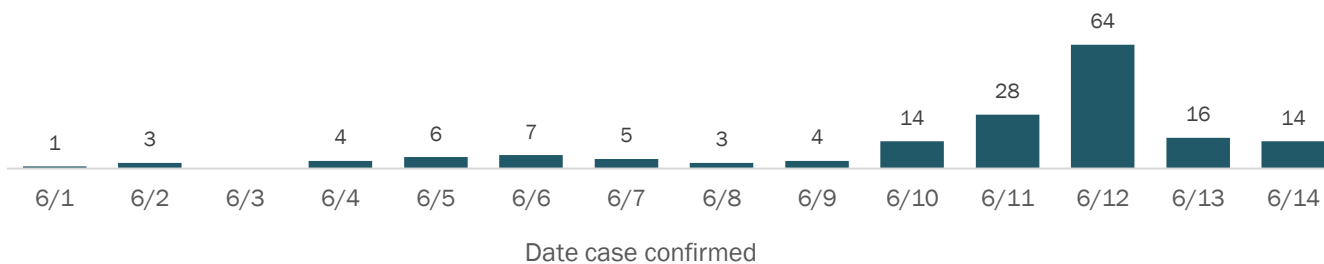
Data for Jun 15, 2020 (verified at 10 AM)

Data in this report are provisional and subject to change.

Confirmed cases

Total cases	482
Florida residents	467
Non-Florida residents	15
Gender for Florida residents	
Men	250
Women	216
Unknown	1
Age for Florida residents	
Range	1 - 103
Median age	47

Cases confirmed in Florida residents per day



Race, ethnicity	Cases	Hospitalizations	Deaths
White	251 (54%)	46 (58%)	11 (69%)
Hispanic	28 (6%)	4 (5%)	2 (13%)
Non-Hispanic	219 (47%)	42 (53%)	9 (56%)
Unknown ethnicity	4 (1%)	0 (0%)	0 (0%)
Black	66 (14%)	7 (9%)	0 (0%)
Hispanic	3 (1%)	0 (0%)	0 (0%)
Non-Hispanic	61 (13%)	7 (9%)	0 (0%)
Unknown ethnicity	2 (0%)	0 (0%)	0 (0%)
Other	106 (23%)	27 (34%)	5 (31%)
Hispanic	75 (16%)	16 (20%)	3 (19%)
Non-Hispanic	27 (6%)	10 (13%)	2 (13%)
Unknown ethnicity	4 (1%)	1 (1%)	0 (0%)
Unknown race	44 (9%)	0 (0%)	0 (0%)
Hispanic	1 (0%)	0 (0%)	0 (0%)
Non-Hispanic	1 (0%)	0 (0%)	0 (0%)
Unknown ethnicity	42 (9%)	0 (0%)	0 (0%)
Total	467	80	16

Outcomes for Florida residents

Lake		
Hospitalizations	80	(17% of all cases)
Deaths	16	(3% of all cases)

Statewide

Hospitalizations	12,015	(16% of all cases)
Deaths	2,938	(4% of all cases)

Cases in facility staff/residents

Lake		
Long-term care	28	(6% of all cases)
Correctional	61	(13% of all cases)

Statewide

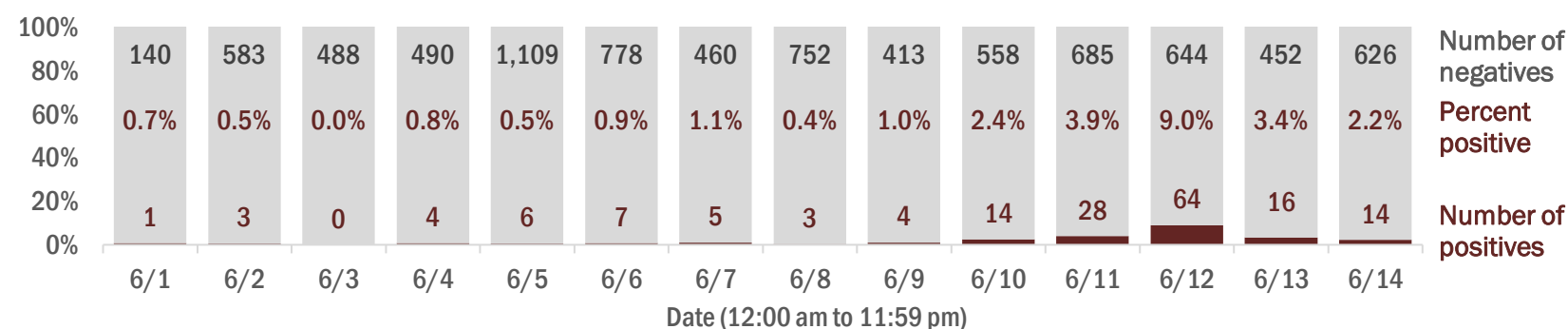
Long-term care	10,941	(15% of all cases)
Correctional	3,088	(4% of all cases)

Hospitalization counts include anyone who was hospitalized at some point during their illness. It does not reflect the number of people currently hospitalized.
Other race includes any person with a race of American Indian/Alaskan native, Asian, native Hawaiian/Pacific Islander, or other.

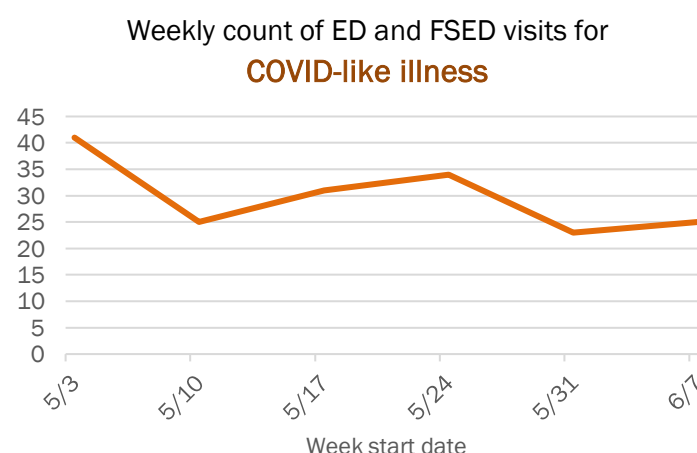
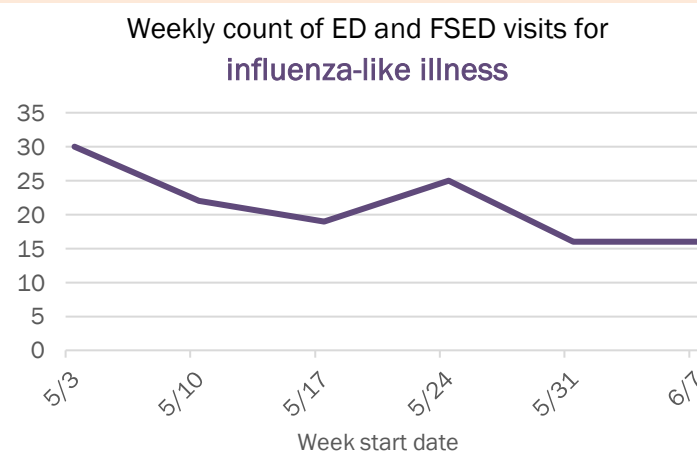
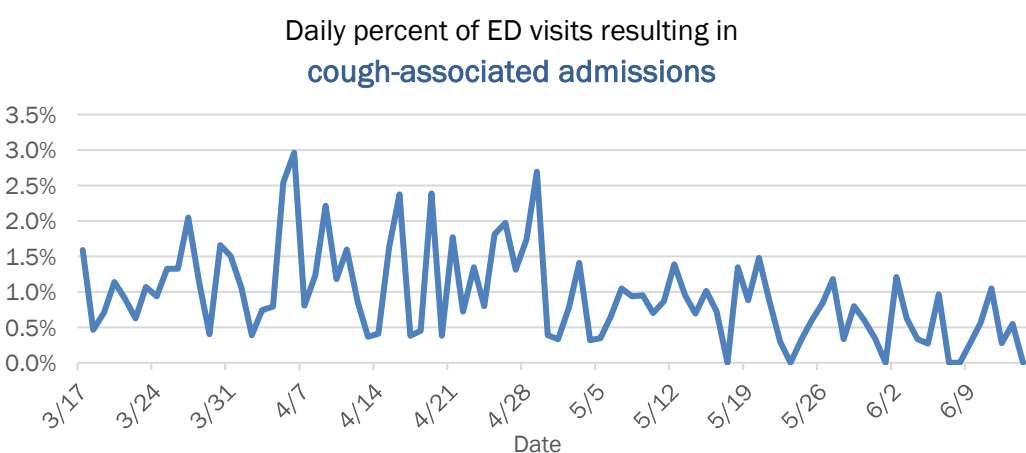
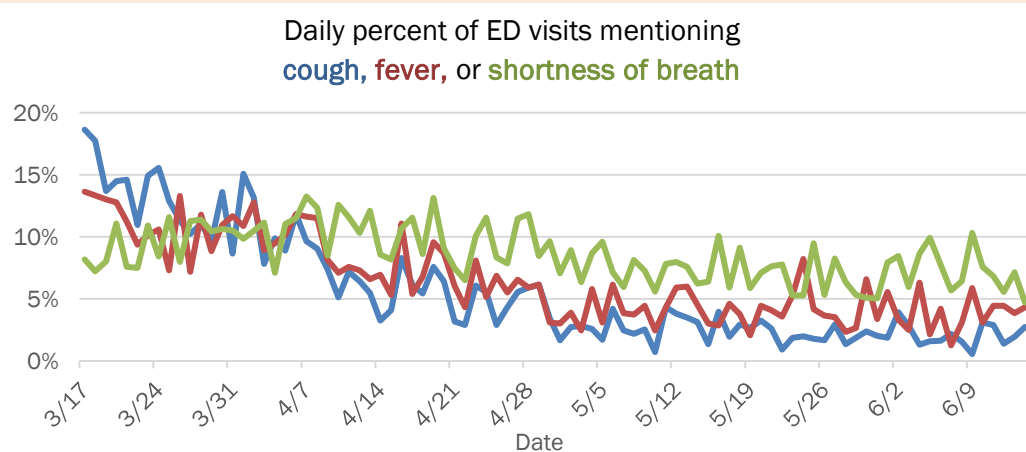
Laboratory testing for Florida residents and non-Florida residents over the past 2 weeks

Number and percent of positive labs

These counts include the number of people for whom the department received laboratory results by day. This percent is the number of people who test positive for the first time divided by all the people tested that day, excluding people who have previously tested positive.



Emergency department (ED) and freestanding ED (FSED) chief complaint and admission data for Lake County



The Electronic Surveillance System for the Early Notification of Community-Based Epidemics (ESSENCE-FL) includes chief complaint data from 211 of 212 Florida EDs and 74 of 79 Florida FSEDs. Data are transmitted electronically to ESSENCE-FL daily or hourly.

Coronavirus: summary for Lee County

Data for Jun 15, 2020 (verified at 10 AM)

Data in this report are provisional and subject to change.

Confirmed cases

Total cases	2,877
Florida residents	2,805
Non-Florida residents	72

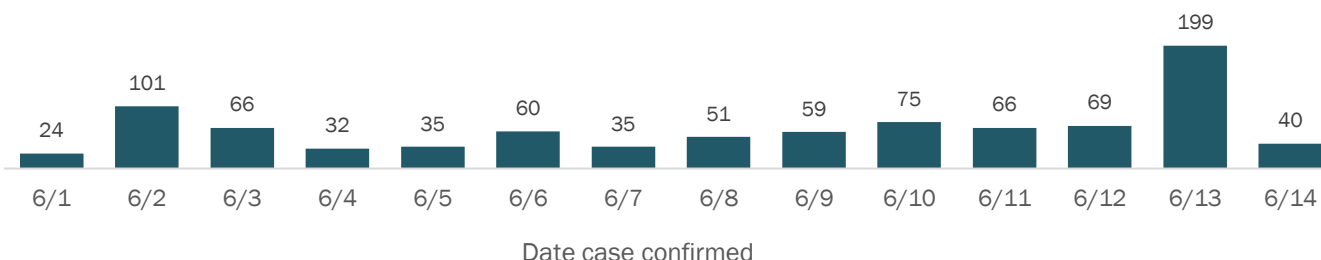
Gender for Florida residents

Men	1,300
Women	1,504
Unknown	1

Age for Florida residents

Range	0 - 101
Median age	49

Cases confirmed in Florida residents per day



Race, ethnicity	Cases	Hospitalizations	Deaths
White	1,680	367	113
Hispanic	748	96	9
Non-Hispanic	887	269	96
Unknown ethnicity	45	2	8
Black	431	87	7
Hispanic	14	2	0
Non-Hispanic	404	85	7
Unknown ethnicity	13	0	0
Other	73	9	0
Hispanic	41	3	0
Non-Hispanic	29	6	0
Unknown ethnicity	3	0	0
Unknown race	621	23	12
Hispanic	27	1	1
Non-Hispanic	10	1	1
Unknown ethnicity	584	21	10
Total	2,805	486	132

Outcomes for Florida residents

Lee		
Hospitalizations	486	(17% of all cases)
Deaths	132	(5% of all cases)

Statewide

Hospitalizations	12,015	(16% of all cases)
Deaths	2,938	(4% of all cases)

Cases in facility staff/residents

Lee		
Long-term care	614	(22% of all cases)
Correctional	5	(0% of all cases)

Statewide

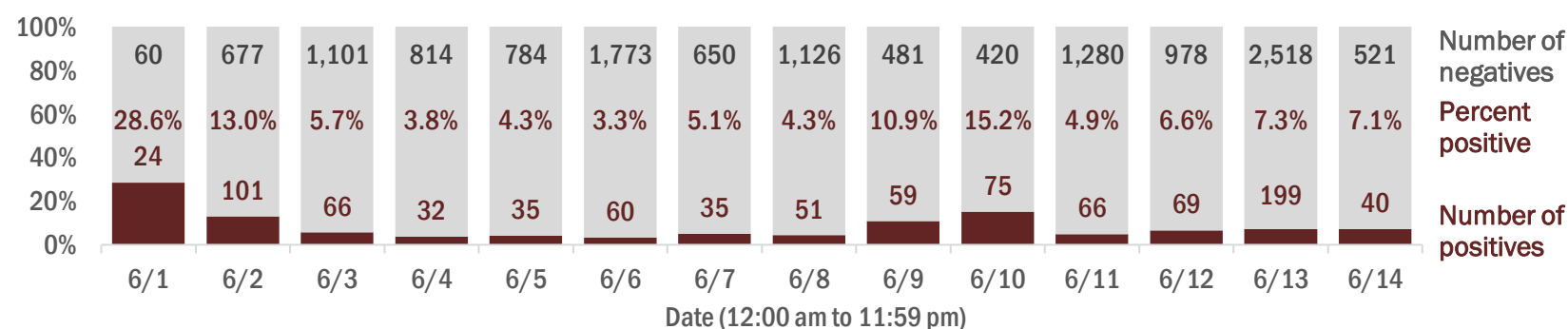
Long-term care	10,941	(15% of all cases)
Correctional	3,088	(4% of all cases)

Hospitalization counts include anyone who was hospitalized at some point during their illness. It does not reflect the number of people currently hospitalized.
Other race includes any person with a race of American Indian/Alaskan native, Asian, native Hawaiian/Pacific Islander, or other.

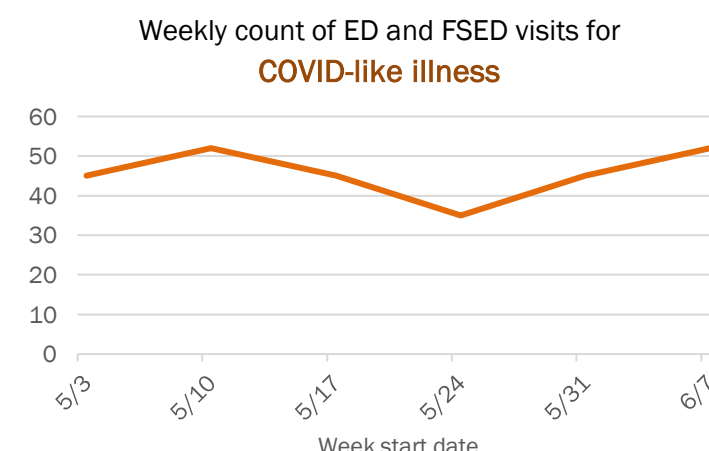
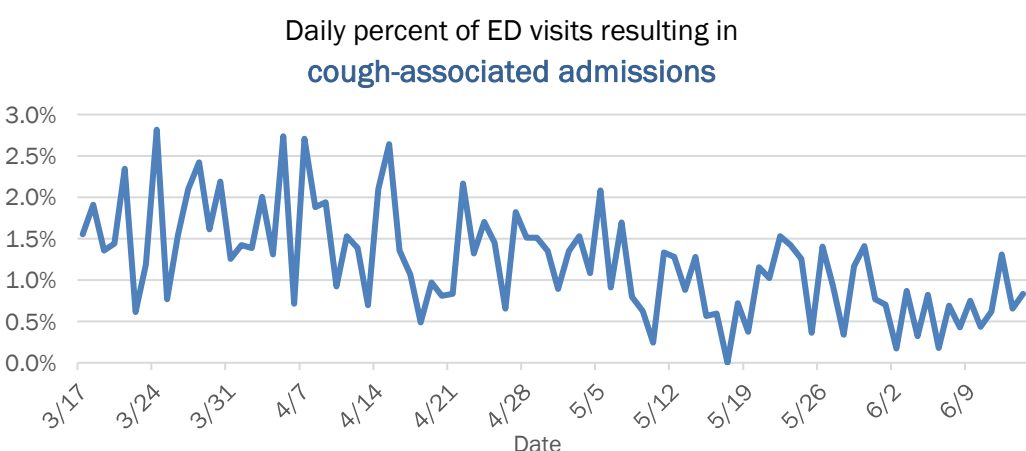
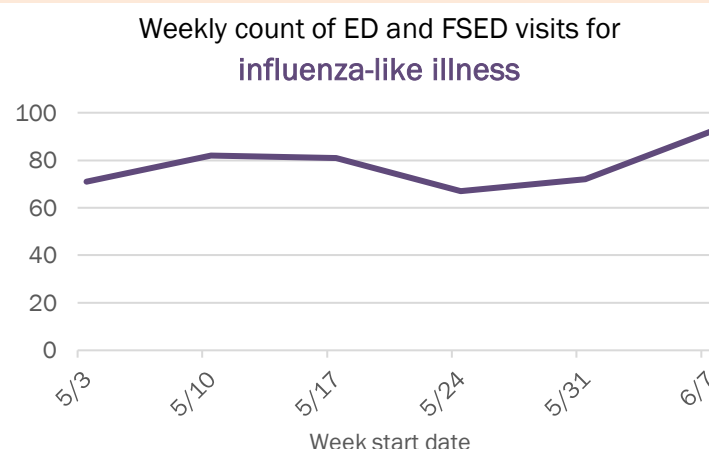
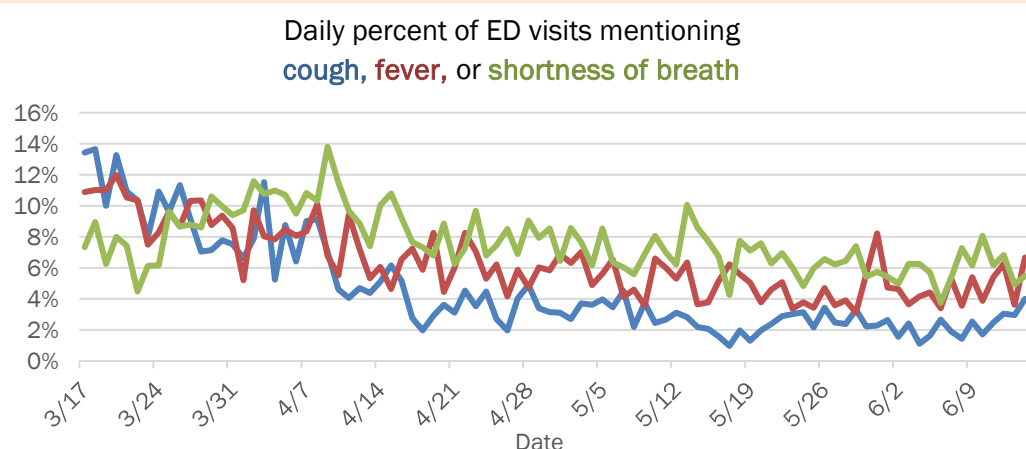
Laboratory testing for Florida residents and non-Florida residents over the past 2 weeks

Number and percent of positive labs

These counts include the number of people for whom the department received laboratory results by day. This percent is the number of people who test positive for the first time divided by all the people tested that day, excluding people who have previously tested positive.



Emergency department (ED) and freestanding ED (FSED) chief complaint and admission data for Lee County



The Electronic Surveillance System for the Early Notification of Community-Based Epidemics (ESSENCE-FL) includes chief complaint data from 211 of 212 Florida EDs and 74 of 79 Florida FSEDs. Data are transmitted electronically to ESSENCE-FL daily or hourly.

Coronavirus: summary for Leon County

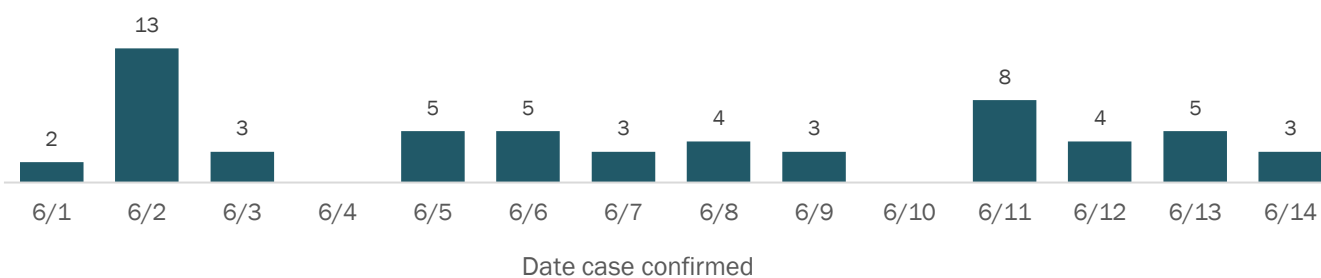
Data for Jun 15, 2020 (verified at 10 AM)

Data in this report are provisional and subject to change.

Confirmed cases

Total cases	474
Florida residents	443
Non-Florida residents	31
Gender for Florida residents	
Men	206
Women	237
Unknown	0
Age for Florida residents	
Range	0 - 91
Median age	35

Cases confirmed in Florida residents per day



Race, ethnicity	Cases	Hospitalizations	Deaths
White	152 (34%)	23 (50%)	4 (50%)
Hispanic	12 (3%)	1 (2%)	0 (0%)
Non-Hispanic	136 (31%)	21 (46%)	4 (50%)
Unknown ethnicity	4 (1%)	1 (2%)	0 (0%)
Black	252 (57%)	19 (41%)	4 (50%)
Hispanic	5 (1%)	0 (0%)	0 (0%)
Non-Hispanic	241 (54%)	19 (41%)	4 (50%)
Unknown ethnicity	6 (1%)	0 (0%)	0 (0%)
Other	11 (2%)	3 (7%)	0 (0%)
Hispanic	4 (1%)	2 (4%)	0 (0%)
Non-Hispanic	6 (1%)	1 (2%)	0 (0%)
Unknown ethnicity	1 (0%)	0 (0%)	0 (0%)
Unknown race	28 (6%)	1 (2%)	0 (0%)
Hispanic	1 (0%)	0 (0%)	0 (0%)
Non-Hispanic	1 (0%)	0 (0%)	0 (0%)
Unknown ethnicity	26 (6%)	1 (2%)	0 (0%)
Total	443	46	8

Outcomes for Florida residents

Leon	
Hospitalizations	46 (10% of all cases)
Deaths	8 (2% of all cases)

Statewide

Hospitalizations	12,015 (16% of all cases)
Deaths	2,938 (4% of all cases)

Cases in facility staff/residents

Leon	
Long-term care	88 (20% of all cases)
Correctional	21 (5% of all cases)

Statewide

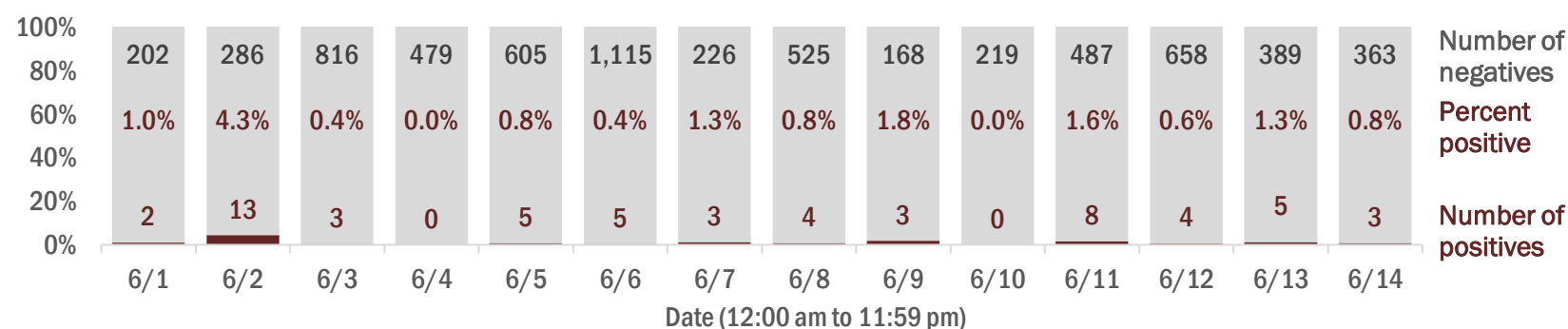
Long-term care	10,941 (15% of all cases)
Correctional	3,088 (4% of all cases)

Hospitalization counts include anyone who was hospitalized at some point during their illness. It does not reflect the number of people currently hospitalized.
Other race includes any person with a race of American Indian/Alaskan native, Asian, native Hawaiian/Pacific Islander, or other.

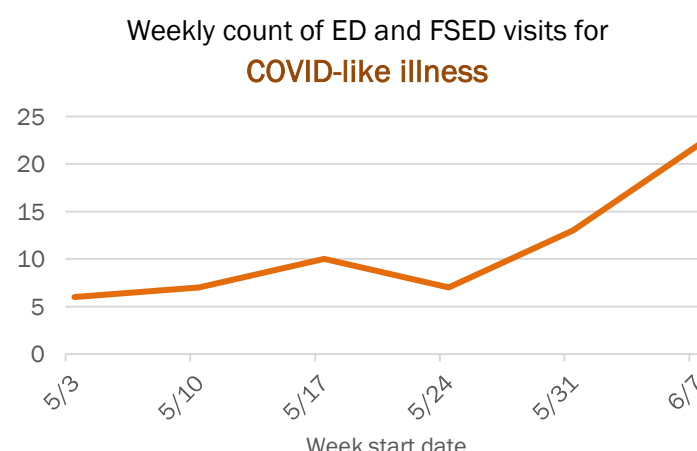
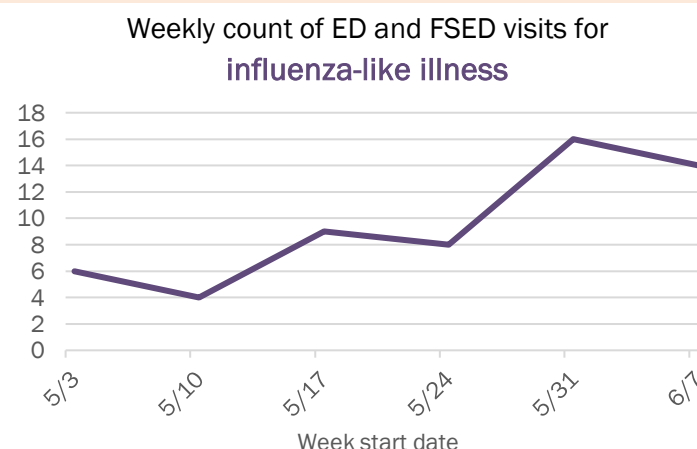
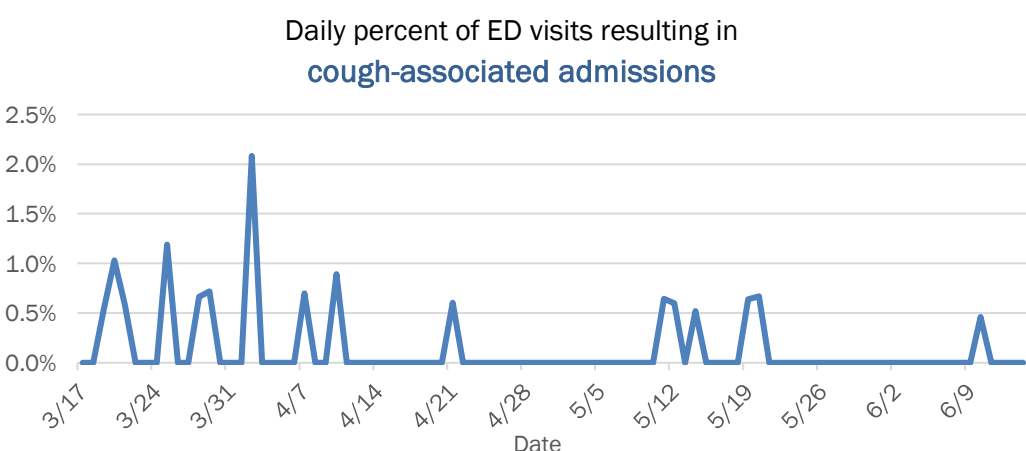
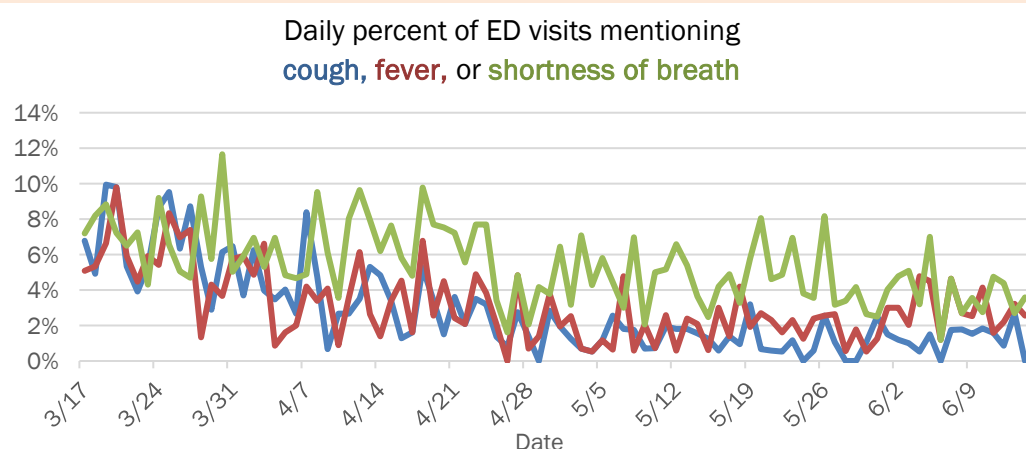
Laboratory testing for Florida residents and non-Florida residents over the past 2 weeks

Number and percent of positive labs

These counts include the number of people for whom the department received laboratory results by day. This percent is the number of people who test positive for the first time divided by all the people tested that day, excluding people who have previously tested positive.



Emergency department (ED) and freestanding ED (FSED) chief complaint and admission data for Leon County



The Electronic Surveillance System for the Early Notification of Community-Based Epidemics (ESSENCE-FL) includes chief complaint data from 211 of 212 Florida EDs and 74 of 79 Florida FSEDs. Data are transmitted electronically to ESSENCE-FL daily or hourly.

Coronavirus: summary for Levy County

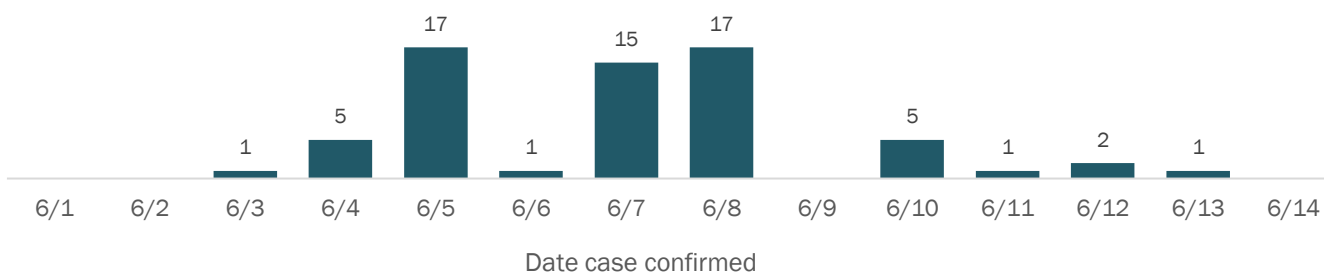
Data for Jun 15, 2020 (verified at 10 AM)

Data in this report are provisional and subject to change.

Confirmed cases

Total cases	101
Florida residents	101
Non-Florida residents	0
Gender for Florida residents	
Men	68
Women	33
Unknown	0
Age for Florida residents	
Range	3 - 99
Median age	35

Cases confirmed in Florida residents per day



Race, ethnicity	Cases	Hospitalizations	Deaths
White	30 (30%)	3 (50%)	0 (0%)
Hispanic	4 (4%)	1 (17%)	0 (0%)
Non-Hispanic	26 (26%)	2 (33%)	0 (0%)
Unknown ethnicity	0 (0%)	0 (0%)	0 (0%)
Black	8 (8%)	1 (17%)	0 (0%)
Hispanic	0 (0%)	0 (0%)	0 (0%)
Non-Hispanic	8 (8%)	1 (17%)	0 (0%)
Unknown ethnicity	0 (0%)	0 (0%)	0 (0%)
Other	57 (56%)	2 (33%)	1 (100%)
Hispanic	54 (53%)	1 (17%)	1 (100%)
Non-Hispanic	3 (3%)	1 (17%)	0 (0%)
Unknown ethnicity	0 (0%)	0 (0%)	0 (0%)
Unknown race	6 (6%)	0 (0%)	0 (0%)
Hispanic	0 (0%)	0 (0%)	0 (0%)
Non-Hispanic	0 (0%)	0 (0%)	0 (0%)
Unknown ethnicity	6 (6%)	0 (0%)	0 (0%)
Total	101	6	1

Outcomes for Florida residents

Levy		
Hospitalizations	6	(6% of all cases)
Deaths	1	(1% of all cases)

Statewide

Hospitalizations	12,015	(16% of all cases)
Deaths	2,938	(4% of all cases)

Cases in facility staff/residents

Levy		
Long-term care	9	(9% of all cases)
Correctional	1	(1% of all cases)

Statewide

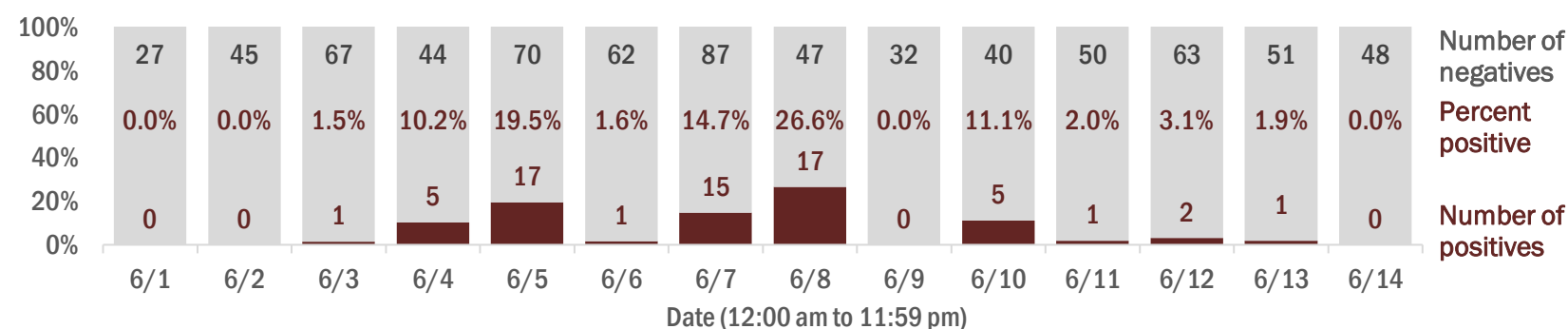
Long-term care	10,941	(15% of all cases)
Correctional	3,088	(4% of all cases)

Hospitalization counts include anyone who was hospitalized at some point during their illness. It does not reflect the number of people currently hospitalized.
Other race includes any person with a race of American Indian/Alaskan native, Asian, native Hawaiian/Pacific Islander, or other.

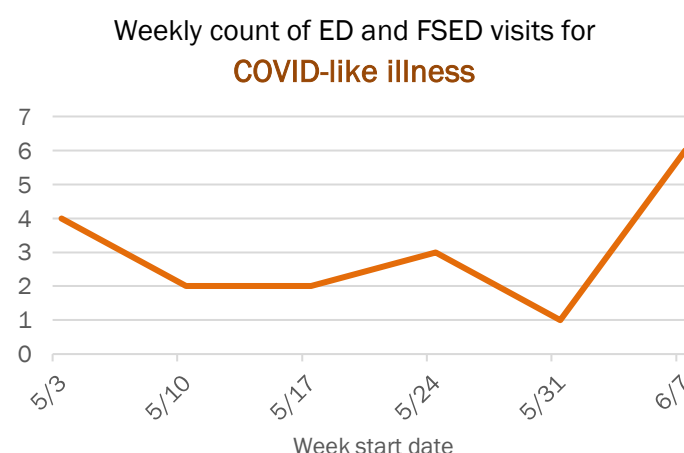
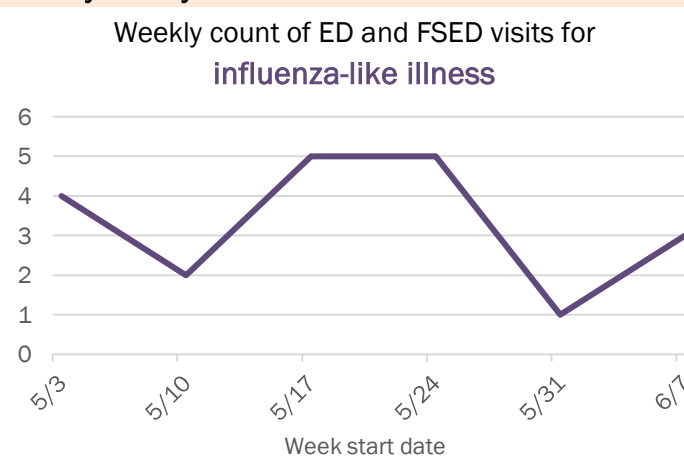
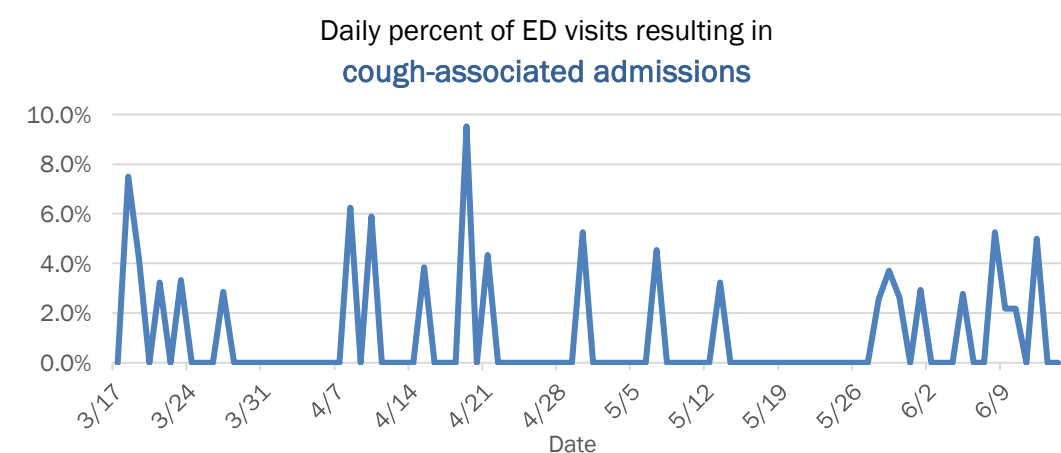
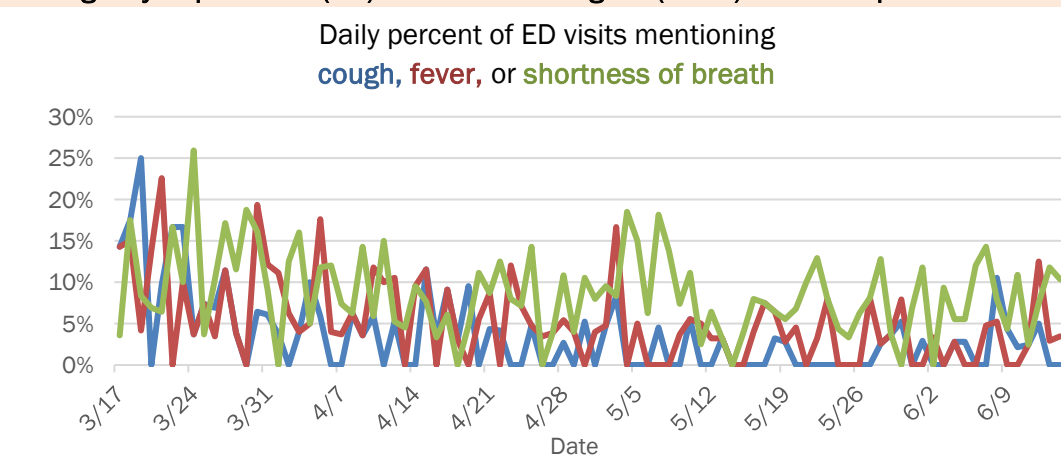
Laboratory testing for Florida residents and non-Florida residents over the past 2 weeks

Number and percent of positive labs

These counts include the number of people for whom the department received laboratory results by day. This percent is the number of people who test positive for the first time divided by all the people tested that day, excluding people who have previously tested positive.



Emergency department (ED) and freestanding ED (FSED) chief complaint and admission data for Levy County



The Electronic Surveillance System for the Early Notification of Community-Based Epidemics (ESSENCE-FL) includes chief complaint data from 211 of 212 Florida EDs and 74 of 79 Florida FSEDs. Data are transmitted electronically to ESSENCE-FL daily or hourly.

Coronavirus: summary for Liberty County

Data for Jun 15, 2020 (verified at 10 AM)

Data in this report are provisional and subject to change.

Confirmed cases		Cases confirmed in Florida residents per day						
Total cases	220							
Florida residents	220							
Non-Florida residents	0							
Gender for Florida residents								
Men	215							
Women	5							
Unknown	0							
Age for Florida residents								
Range	20 - 73							
Median age	41							
Race, ethnicity		Cases	Hospitalizations		Deaths		Outcomes for Florida residents	
White	115	52%	0	0%	0	0%	Liberty	
Hispanic	6	3%	0	0%	0	0%	Hospitalizations 1 (0% of all cases)	
Non-Hispanic	50	23%	0	0%	0	0%	Deaths 1 (0% of all cases)	
Unknown ethnicity	59	27%	0	0%	0	0%	Statewide	
Black	97	44%	0	0%	0	0%	Hospitalizations 12,015 (16% of all cases)	
Hispanic	0	0%	0	0%	0	0%	Deaths 2,938 (4% of all cases)	
Non-Hispanic	81	37%	0	0%	0	0%	Cases in facility staff/residents	
Unknown ethnicity	16	7%	0	0%	0	0%	Liberty	
Other	5	2%	1	100%	1	100%	Long-term care 3 (1% of all cases)	
Hispanic	1	0%	0	0%	0	0%	Correctional 213 (97% of all cases)	
Non-Hispanic	1	0%	1	100%	1	100%	Statewide	
Unknown ethnicity	3	1%	0	0%	0	0%	Long-term care 10,941 (15% of all cases)	
Unknown race	3	1%	0	0%	0	0%	Correctional 3,088 (4% of all cases)	
Hispanic	0	0%	0	0%	0	0%		
Non-Hispanic	0	0%	0	0%	0	0%		
Unknown ethnicity	3	1%	0	0%	0	0%		
Total	220		1		1			

Hospitalization counts include anyone who was hospitalized at some point during their illness. It does not reflect the number of people currently hospitalized.
Other race includes any person with a race of American Indian/Alaskan native, Asian, native Hawaiian/Pacific Islander, or other.

Laboratory testing for Florida residents and non-Florida residents over the past 2 weeks

Number and percent of positive labs

These counts include the number of people for whom the department received laboratory results by day. This percent is the number of people who test positive for the first time divided by all the people tested that day, excluding people who have previously tested positive.

Date	Number of positives	Percent positive	Number of negatives
6/1	0	0.0%	1
6/2	5	62.5%	3
6/3	0	0.0%	8
6/4	0	0.0%	6
6/5	0	0.0%	6
6/6	0	0.0%	5
6/7	0	0.0%	5
6/8	0	0.0%	6
6/9	0	0.0%	1
6/10	0	0.0%	3
6/11	0	0.0%	1
6/12	0	0.0%	2
6/13	1	50.0%	1
6/14	1	10.0%	9

Emergency department (ED) and freestanding ED (FSED) chief complaint and admission data for Liberty County

Daily percent of ED visits mentioning cough, fever, or shortness of breath

Weekly count of ED and FSED visits for influenza-like illness

Daily percent of ED visits resulting in cough-associated admissions

Weekly count of ED and FSED visits for COVID-like illness

The Electronic Surveillance System for the Early Notification of Community-Based Epidemics (ESSENCE-FL) includes chief complaint data from 211 of 212 Florida EDs and 74 of 79 Florida FSEDs. Data are transmitted electronically to ESSENCE-FL daily or hourly.

Coronavirus: summary for Madison County

Data for Jun 15, 2020 (verified at 10 AM)

Data in this report are provisional and subject to change.

Confirmed cases		Cases confirmed in Florida residents per day				
Total cases	82					
Florida residents	78					
Non-Florida residents	4					
Gender for Florida residents						
Men	33					
Women	45					
Unknown	0					
Age for Florida residents						
Range	0 - 98					
Median age	57					
Race, ethnicity	Cases	Hospitalizations		Deaths		
White	22	28%	0	0%	0	
Hispanic	0	0%	0	0%	0	
Non-Hispanic	19	24%	0	0%	0	
Unknown ethnicity	3	4%	0	0%	0	
Black	44	56%	4	100%	3	
Hispanic	0	0%	0	0%	0	
Non-Hispanic	38	49%	4	100%	3	
Unknown ethnicity	6	8%	0	0%	0	
Other	6	8%	0	0%	0	
Hispanic	3	4%	0	0%	0	
Non-Hispanic	2	3%	0	0%	0	
Unknown ethnicity	1	1%	0	0%	0	
Unknown race	6	8%	0	0%	0	
Hispanic	0	0%	0	0%	0	
Non-Hispanic	0	0%	0	0%	0	
Unknown ethnicity	6	8%	0	0%	0	
Total	78		4		3	

Outcomes for Florida residents		
Madison		
Hospitalizations	4	(5% of all cases)
Deaths	3	(4% of all cases)
Statewide		
Hospitalizations	12,015	(16% of all cases)
Deaths	2,938	(4% of all cases)

Cases in facility staff/residents		
Madison		
Long-term care	43	(55% of all cases)
Correctional	0	(0% of all cases)
Statewide		
Long-term care	10,941	(15% of all cases)
Correctional	3,088	(4% of all cases)

Hospitalization counts include anyone who was hospitalized at some point during their illness. It does not reflect the number of people currently hospitalized.
Other race includes any person with a race of American Indian/Alaskan native, Asian, native Hawaiian/Pacific Islander, or other.

Laboratory testing for Florida residents and non-Florida residents over the past 2 weeks

Number and percent of positive labs

These counts include the number of people for whom the department received laboratory results by day. This percent is the number of people who test positive for the first time divided by all the people tested that day, excluding people who have previously tested positive.

Date	Number of positives	Percent positive	Number of negatives
6/1	0	0.0%	8
6/2	0	0.0%	7
6/3	0	0.0%	18
6/4	2	4.8%	40
6/5	0	0.0%	52
6/6	0	0.0%	23
6/7	0	0.0%	28
6/8	0	0.0%	111
6/9	0	0.0%	5
6/10	4	20.0%	16
6/11	0	0.0%	40
6/12	0	0.0%	25
6/13	3	13.0%	20
6/14	4	11.1%	32

Emergency department (ED) and freestanding ED (FSED) chief complaint and admission data for Madison County

Daily percent of ED visits mentioning cough, fever, or shortness of breath

Weekly count of ED and FSED visits for influenza-like illness

Daily percent of ED visits resulting in cough-associated admissions

Weekly count of ED and FSED visits for COVID-like illness

The Electronic Surveillance System for the Early Notification of Community-Based Epidemics (ESSENCE-FL) includes chief complaint data from 211 of 212 Florida EDs and 74 of 79 Florida FSEDs. Data are transmitted electronically to ESSENCE-FL daily or hourly.

Coronavirus: summary for Manatee County

Data for Jun 15, 2020 (verified at 10 AM)

Data in this report are provisional and subject to change.

Confirmed cases		Cases confirmed in Florida residents per day													
Total cases	1,421	15	18	37	10	33	14	27	12	16	11	53	43	28	32
Florida residents	1,411														
Non-Florida residents	10														
Gender for Florida residents															
Men	640														
Women	765														
Unknown	6														
Age for Florida residents															
Range	0 - 101														
Median age	49														
Race, ethnicity		Cases	Hospitalizations	Deaths											
White	916	65%	151	64%	81	70%									
Hispanic	360	26%	17	7%	4	3%									
Non-Hispanic	512	36%	118	50%	71	62%									
Unknown ethnicity	44	3%	16	7%	6	5%									
Black	215	15%	40	17%	21	18%									
Hispanic	7	0%	0	0%	1	1%									
Non-Hispanic	201	14%	40	17%	19	17%									
Unknown ethnicity	7	0%	0	0%	1	1%									
Other	122	9%	41	17%	10	9%									
Hispanic	83	6%	28	12%	4	3%									
Non-Hispanic	28	2%	6	3%	2	2%									
Unknown ethnicity	11	1%	7	3%	4	3%									
Unknown race	158	11%	5	2%	3	3%									
Hispanic	10	1%	0	0%	0	0%									
Non-Hispanic	1	0%	0	0%	0	0%									
Unknown ethnicity	147	10%	5	2%	3	3%									
Total	1,411		237		115										

Outcomes for Florida residents

Manatee

Hospitalizations 237 (17% of all cases)

Deaths 115 (8% of all cases)

Statewide

Hospitalizations 12,015 (16% of all cases)

Deaths 2,938 (4% of all cases)

Cases in facility staff/residents

Manatee

Long-term care 446 (32% of all cases)

Correctional 3 (0% of all cases)

Statewide

Long-term care 10,941 (15% of all cases)

Correctional 3,088 (4% of all cases)

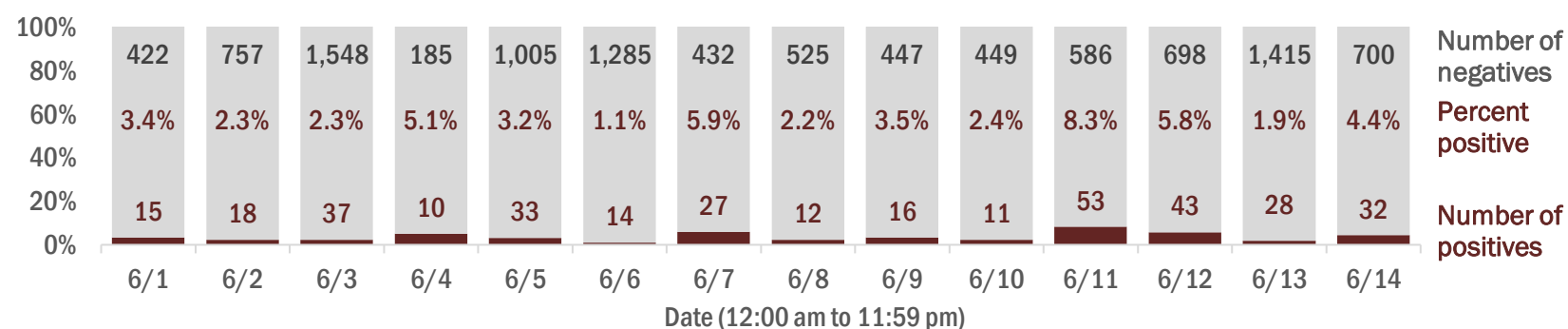
Hospitalization counts include anyone who was hospitalized at some point during their illness. It does not reflect the number of people currently hospitalized.

Other race includes any person with a race of American Indian/Alaskan native, Asian, native Hawaiian/Pacific Islander, or other.

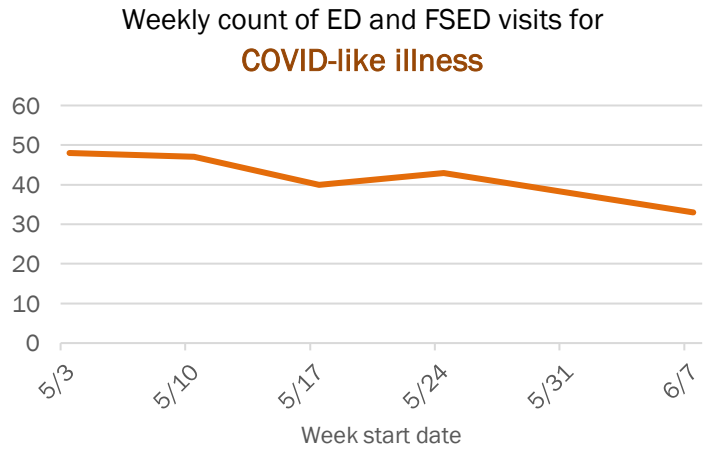
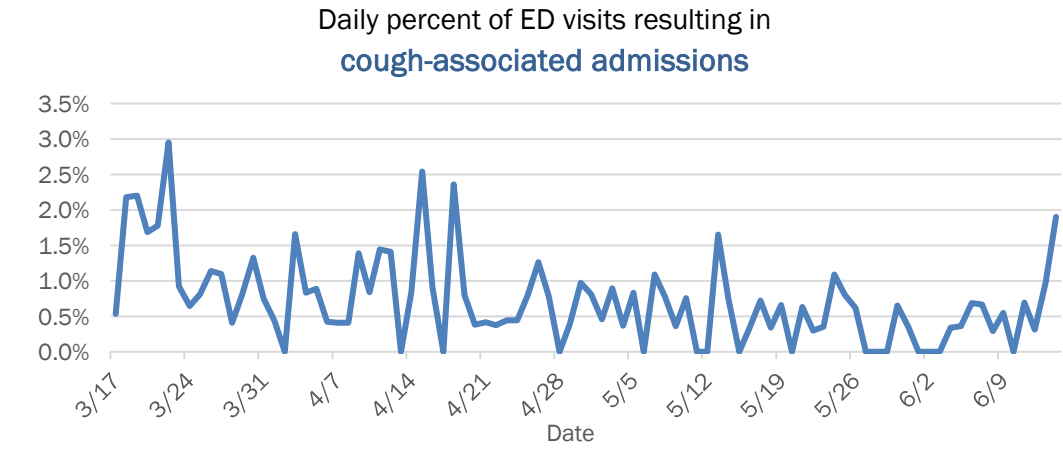
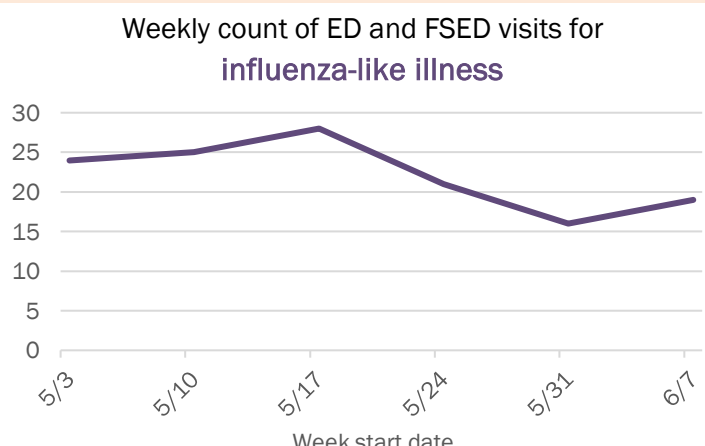
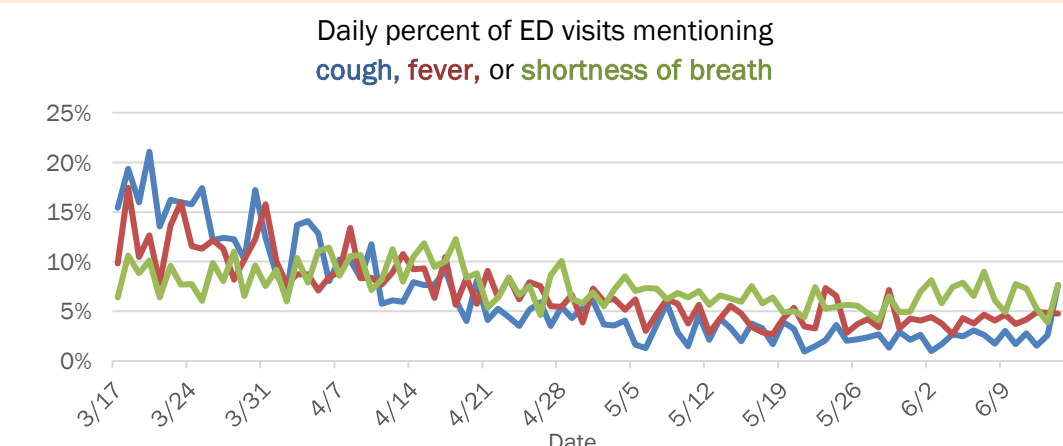
Laboratory testing for Florida residents and non-Florida residents over the past 2 weeks

Number and percent of positive labs

These counts include the number of people for whom the department received laboratory results by day. This percent is the number of people who test positive for the first time divided by all the people tested that day, excluding people who have previously tested positive.



Emergency department (ED) and freestanding ED (FSED) chief complaint and admission data for Manatee County



The Electronic Surveillance System for the Early Notification of Community-Based Epidemics (ESSENCE-FL) includes chief complaint data from 211 of 212 Florida EDs and 74 of 79 Florida FSEDs. Data are transmitted electronically to ESSENCE-FL daily or hourly.

Coronavirus: summary for Marion County

Data for Jun 15, 2020 (verified at 10 AM)

Data in this report are provisional and subject to change.

Confirmed cases		Cases confirmed in Florida residents per day	
Total cases	315		
Florida residents	310		
Non-Florida residents	5		
Gender for Florida residents			
Men	134		
Women	176		
Unknown	0		
Age for Florida residents			
Range	0 - 97		
Median age	49		
Race, ethnicity			
White	217 (70%)		
Hispanic	54 (17%)		
Non-Hispanic	163 (53%)		
Unknown ethnicity	0 (0%)		
Black	66 (21%)		
Hispanic	1 (0%)		
Non-Hispanic	65 (21%)		
Unknown ethnicity	0 (0%)		
Other	19 (6%)		
Hispanic	4 (1%)		
Non-Hispanic	15 (5%)		
Unknown ethnicity	0 (0%)		
Unknown race	8 (3%)		
Hispanic	0 (0%)		
Non-Hispanic	0 (0%)		
Unknown ethnicity	8 (3%)		
Total	310		

Race, ethnicity	Cases	Hospitalizations	Deaths
White	217 (70%)	24 (56%)	8 (100%)
Hispanic	54 (17%)	3 (7%)	2 (25%)
Non-Hispanic	163 (53%)	21 (49%)	6 (75%)
Unknown ethnicity	0 (0%)	0 (0%)	0 (0%)
Black	66 (21%)	10 (23%)	0 (0%)
Hispanic	1 (0%)	0 (0%)	0 (0%)
Non-Hispanic	65 (21%)	10 (23%)	0 (0%)
Unknown ethnicity	0 (0%)	0 (0%)	0 (0%)
Other	19 (6%)	6 (14%)	0 (0%)
Hispanic	4 (1%)	2 (5%)	0 (0%)
Non-Hispanic	15 (5%)	4 (9%)	0 (0%)
Unknown ethnicity	0 (0%)	0 (0%)	0 (0%)
Unknown race	8 (3%)	3 (7%)	0 (0%)
Hispanic	0 (0%)	0 (0%)	0 (0%)
Non-Hispanic	0 (0%)	0 (0%)	0 (0%)
Unknown ethnicity	8 (3%)	3 (7%)	0 (0%)
Total	310	43	8

Outcomes for Florida residents		
Marion		
Hospitalizations	43	(14% of all cases)
Deaths	8	(3% of all cases)
Statewide		
Hospitalizations	12,015	(16% of all cases)
Deaths	2,938	(4% of all cases)

Cases in facility staff/residents		
Marion		
Long-term care	45	(15% of all cases)
Correctional	7	(2% of all cases)
Statewide		
Long-term care	10,941	(15% of all cases)
Correctional	3,088	(4% of all cases)

Hospitalization counts include anyone who was hospitalized at some point during their illness. It does not reflect the number of people currently hospitalized.
Other race includes any person with a race of American Indian/Alaskan native, Asian, native Hawaiian/Pacific Islander, or other.

Laboratory testing for Florida residents and non-Florida residents over the past 2 weeks

Number and percent of positive labs

These counts include the number of people for whom the department received laboratory results by day. This percent is the number of people who test positive for the first time divided by all the people tested that day, excluding people who have previously tested positive.

Date	Number of negatives	Percent positive	Number of positives
6/1	217	2.7%	6
6/2	563	0.4%	2
6/3	292	1.4%	4
6/4	557	1.6%	9
6/5	828	0.6%	5
6/6	845	0.7%	6
6/7	779	0.3%	2
6/8	369	0.8%	3
6/9	220	0.5%	1
6/10	238	1.7%	4
6/11	489	1.6%	8
6/12	275	2.8%	8
6/13	243	1.6%	4
6/14	269	1.8%	5

Emergency department (ED) and freestanding ED (FSED) chief complaint and admission data for Marion County

Daily percent of ED visits mentioning cough, fever, or shortness of breath

Weekly count of ED and FSED visits for influenza-like illness

Daily percent of ED visits resulting in cough-associated admissions

Weekly count of ED and FSED visits for COVID-like illness

The Electronic Surveillance System for the Early Notification of Community-Based Epidemics (ESSENCE-FL) includes chief complaint data from 211 of 212 Florida EDs and 74 of 79 Florida FSEDs. Data are transmitted electronically to ESSENCE-FL daily or hourly.

Coronavirus: summary for Martin County

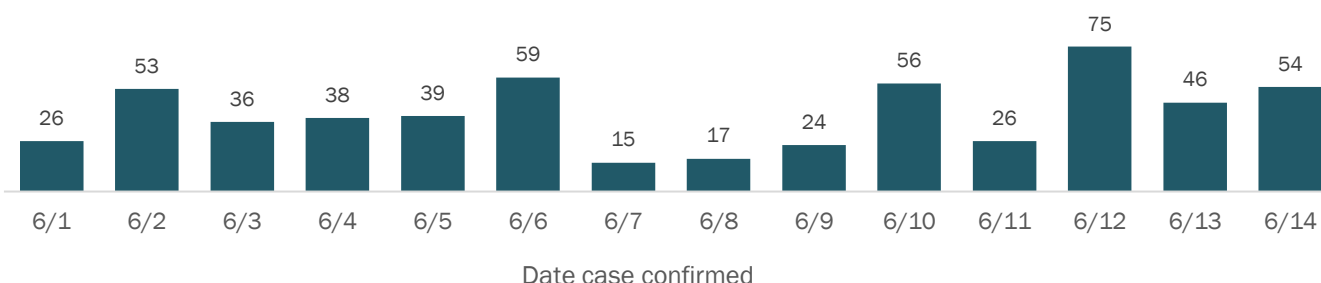
Data for Jun 15, 2020 (verified at 10 AM)

Data in this report are provisional and subject to change.

Confirmed cases

Total cases	1,218
Florida residents	1,205
Non-Florida residents	13
Gender for Florida residents	
Men	650
Women	547
Unknown	8
Age for Florida residents	
Range	0 - 99
Median age	39

Cases confirmed in Florida residents per day



Race, ethnicity	Cases	Hospitalizations	Deaths
White	409 (34%)	58 (49%)	13 (72%)
Hispanic	158 (13%)	7 (6%)	0 (0%)
Non-Hispanic	230 (19%)	47 (39%)	11 (61%)
Unknown ethnicity	21 (2%)	4 (3%)	2 (11%)
Black	47 (4%)	13 (11%)	0 (0%)
Hispanic	1 (0%)	0 (0%)	0 (0%)
Non-Hispanic	41 (3%)	11 (9%)	0 (0%)
Unknown ethnicity	5 (0%)	2 (2%)	0 (0%)
Other	390 (32%)	45 (38%)	5 (28%)
Hispanic	363 (30%)	42 (35%)	5 (28%)
Non-Hispanic	7 (1%)	0 (0%)	0 (0%)
Unknown ethnicity	20 (2%)	3 (3%)	0 (0%)
Unknown race	359 (30%)	3 (3%)	0 (0%)
Hispanic	84 (7%)	2 (2%)	0 (0%)
Non-Hispanic	1 (0%)	0 (0%)	0 (0%)
Unknown ethnicity	274 (23%)	1 (1%)	0 (0%)
Total	1,205	119	18

Outcomes for Florida residents

Martin		
Hospitalizations	119	(10% of all cases)
Deaths	18	(1% of all cases)

Statewide		
Hospitalizations	12,015	(16% of all cases)
Deaths	2,938	(4% of all cases)

Cases in facility staff/residents

Martin		
Long-term care	64	(5% of all cases)
Correctional	4	(0% of all cases)

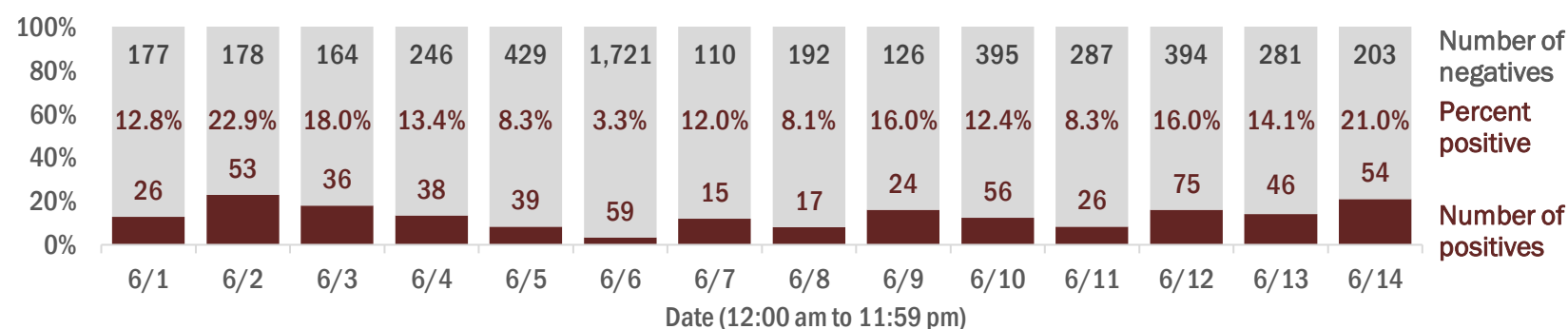
Statewide		
Long-term care	10,941	(15% of all cases)
Correctional	3,088	(4% of all cases)

Hospitalization counts include anyone who was hospitalized at some point during their illness. It does not reflect the number of people currently hospitalized.
Other race includes any person with a race of American Indian/Alaskan native, Asian, native Hawaiian/Pacific Islander, or other.

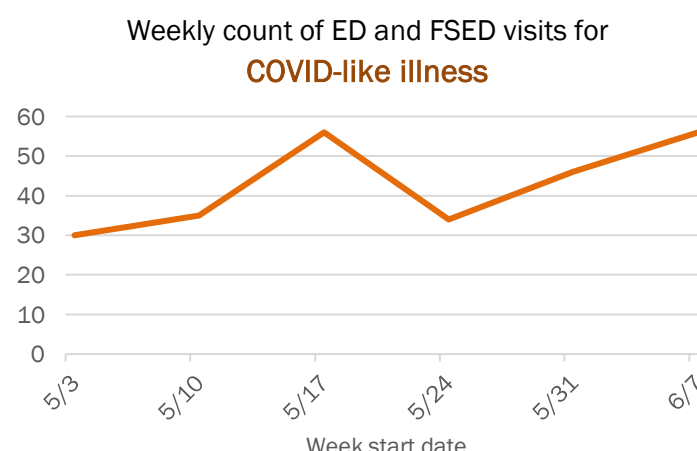
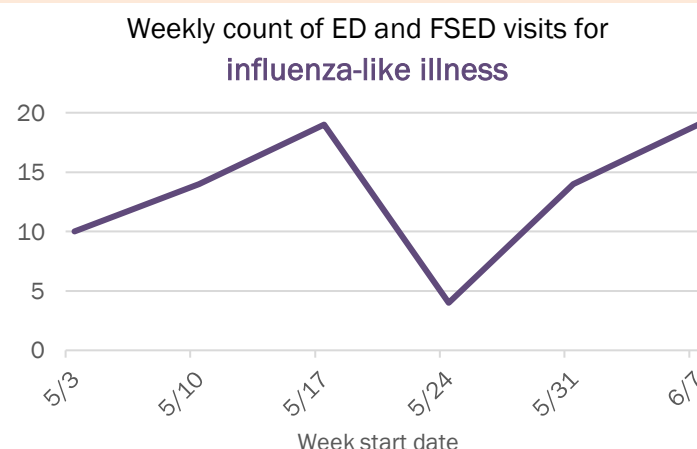
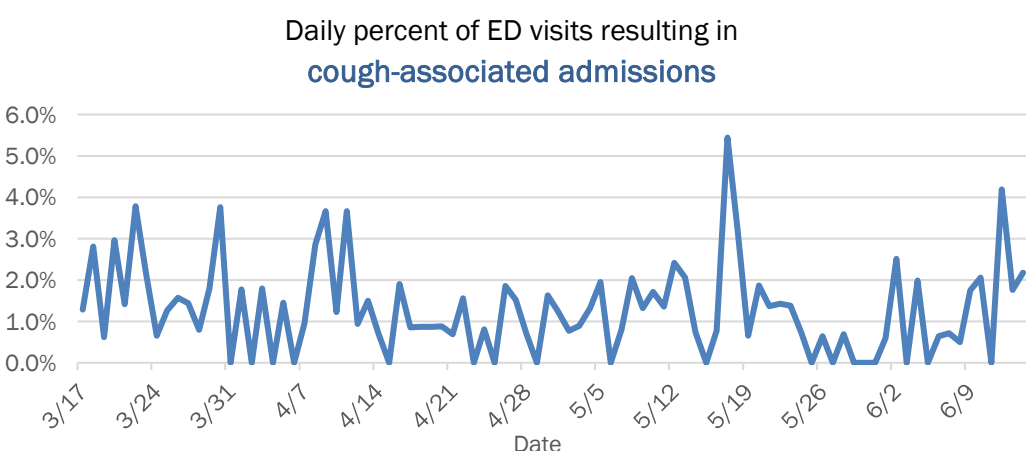
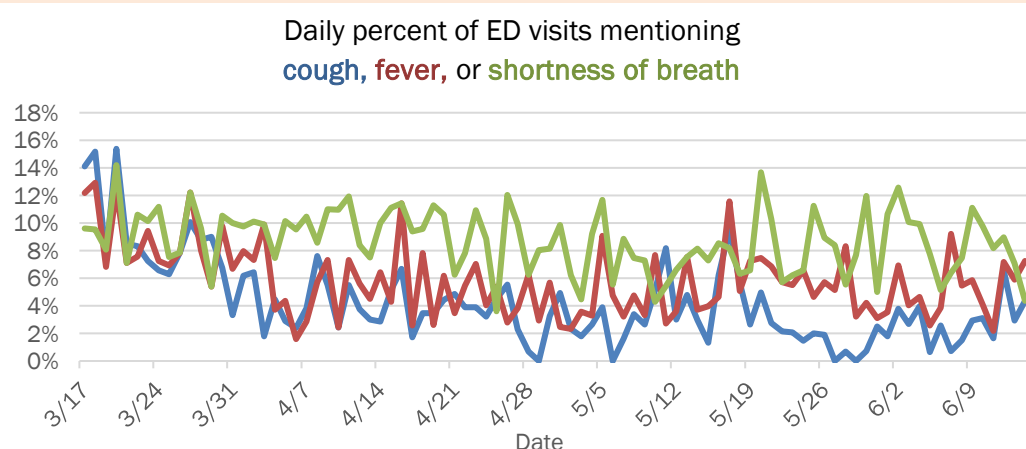
Laboratory testing for Florida residents and non-Florida residents over the past 2 weeks

Number and percent of positive labs

These counts include the number of people for whom the department received laboratory results by day. This percent is the number of people who test positive for the first time divided by all the people tested that day, excluding people who have previously tested positive.



Emergency department (ED) and freestanding ED (FSED) chief complaint and admission data for Martin County



The Electronic Surveillance System for the Early Notification of Community-Based Epidemics (ESSENCE-FL) includes chief complaint data from 211 of 212 Florida EDs and 74 of 79 Florida FSEDs. Data are transmitted electronically to ESSENCE-FL daily or hourly.

Coronavirus: summary for Monroe County

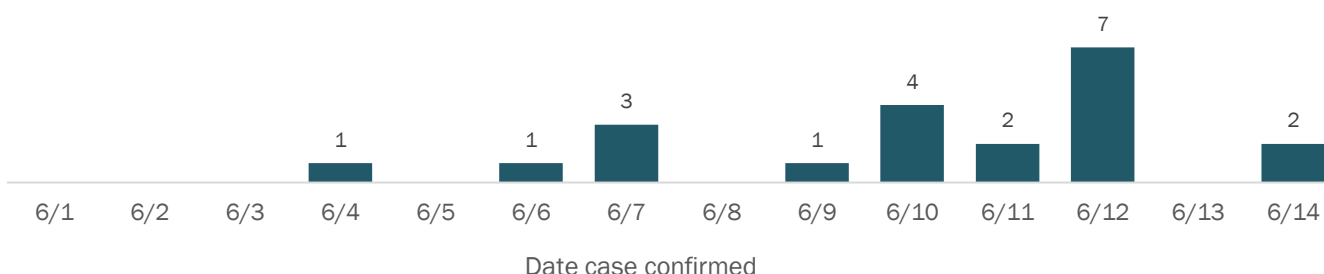
Data for Jun 15, 2020 (verified at 10 AM)

Data in this report are provisional and subject to change.

Confirmed cases

Total cases	130
Florida residents	119
Non-Florida residents	11
Gender for Florida residents	
Men	62
Women	57
Unknown	0
Age for Florida residents	
Range	6 - 100
Median age	55

Cases confirmed in Florida residents per day



Race, ethnicity	Cases	Hospitalizations	Deaths
White	88 (74%)	8 (80%)	3 (75%)
Hispanic	25 (21%)	2 (20%)	0 (0%)
Non-Hispanic	55 (46%)	6 (60%)	2 (50%)
Unknown ethnicity	8 (7%)	0 (0%)	1 (25%)
Black	5 (4%)	2 (20%)	1 (25%)
Hispanic	0 (0%)	0 (0%)	0 (0%)
Non-Hispanic	5 (4%)	2 (20%)	1 (25%)
Unknown ethnicity	0 (0%)	0 (0%)	0 (0%)
Other	1 (1%)	0 (0%)	0 (0%)
Hispanic	1 (1%)	0 (0%)	0 (0%)
Non-Hispanic	0 (0%)	0 (0%)	0 (0%)
Unknown ethnicity	0 (0%)	0 (0%)	0 (0%)
Unknown race	25 (21%)	0 (0%)	0 (0%)
Hispanic	1 (1%)	0 (0%)	0 (0%)
Non-Hispanic	2 (2%)	0 (0%)	0 (0%)
Unknown ethnicity	22 (18%)	0 (0%)	0 (0%)
Total	119	10	4

Outcomes for Florida residents

Monroe		
Hospitalizations	10	(8% of all cases)
Deaths	4	(3% of all cases)

Statewide		
Hospitalizations	12,015	(16% of all cases)
Deaths	2,938	(4% of all cases)

Cases in facility staff/residents

Monroe		
Long-term care	30	(25% of all cases)
Correctional	0	(0% of all cases)

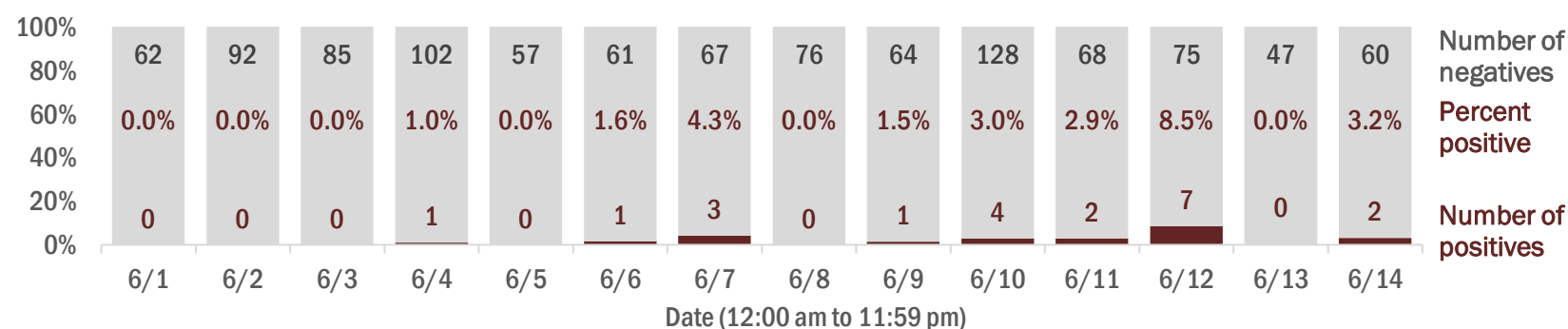
Statewide		
Long-term care	10,941	(15% of all cases)
Correctional	3,088	(4% of all cases)

Hospitalization counts include anyone who was hospitalized at some point during their illness. It does not reflect the number of people currently hospitalized.
Other race includes any person with a race of American Indian/Alaskan native, Asian, native Hawaiian/Pacific Islander, or other.

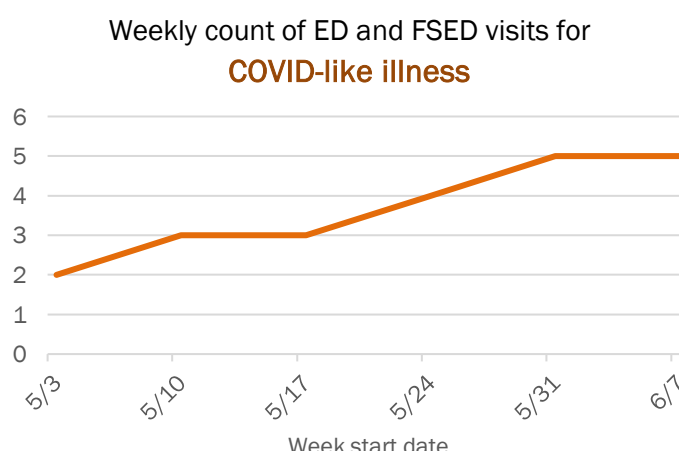
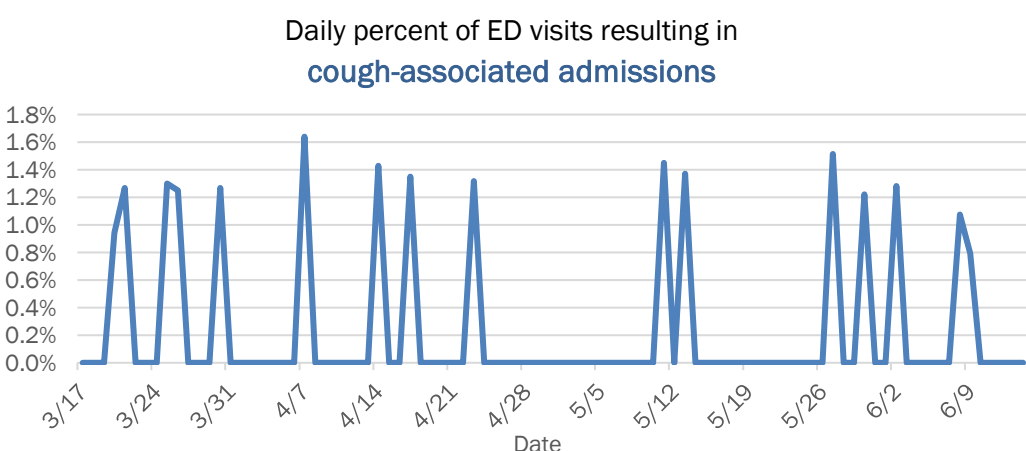
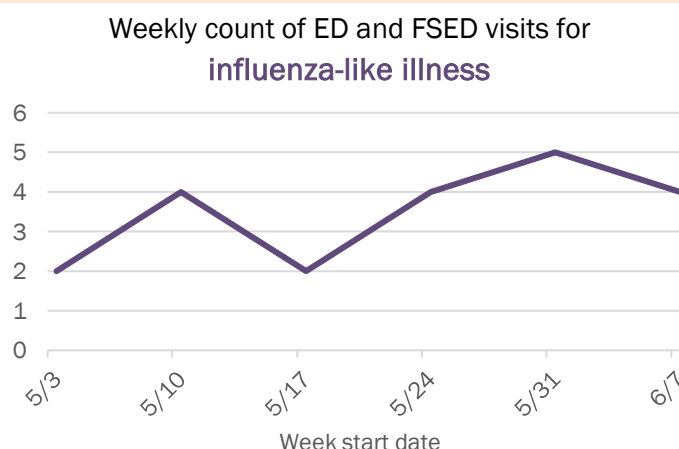
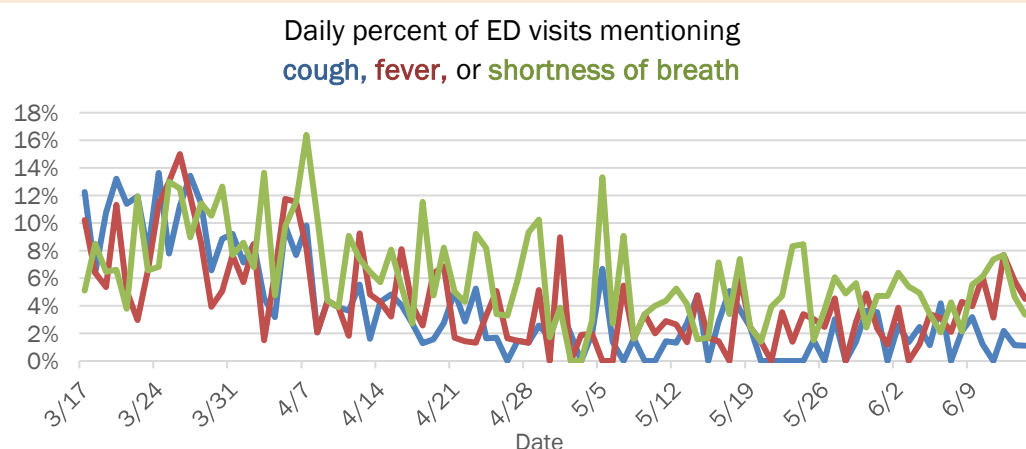
Laboratory testing for Florida residents and non-Florida residents over the past 2 weeks

Number and percent of positive labs

These counts include the number of people for whom the department received laboratory results by day. This percent is the number of people who test positive for the first time divided by all the people tested that day, excluding people who have previously tested positive.



Emergency department (ED) and freestanding ED (FSED) chief complaint and admission data for Monroe County



The Electronic Surveillance System for the Early Notification of Community-Based Epidemics (ESSENCE-FL) includes chief complaint data from 211 of 212 Florida EDs and 74 of 79 Florida FSEDs. Data are transmitted electronically to ESSENCE-FL daily or hourly.

Coronavirus: summary for Nassau County

Data for Jun 15, 2020 (verified at 10 AM)

Data in this report are provisional and subject to change.

Confirmed cases		Cases confirmed in Florida residents per day	
Total cases	93		
Florida residents	85		
Non-Florida residents	8		
Gender for Florida residents			
Men	41		
Women	44		
Unknown	0		
Age for Florida residents			
Range	14 - 89		
Median age	46		
Race, ethnicity		Cases	Hospitalizations
White	67	79%	9
Hispanic	0	0%	0
Non-Hispanic	66	78%	9
Unknown ethnicity	1	1%	0
Black	13	15%	5
Hispanic	0	0%	0
Non-Hispanic	13	15%	5
Unknown ethnicity	0	0%	0
Other	2	2%	2
Hispanic	1	1%	1
Non-Hispanic	1	1%	1
Unknown ethnicity	0	0%	0
Unknown race	3	4%	0
Hispanic	0	0%	0
Non-Hispanic	1	1%	0
Unknown ethnicity	2	2%	0
Total	85		16
			1

Outcomes for Florida residents	
Nassau	
Hospitalizations	16 (19% of all cases)
Deaths	1 (1% of all cases)
Statewide	
Hospitalizations	12,015 (16% of all cases)
Deaths	2,938 (4% of all cases)

Cases in facility staff/residents	
Nassau	
Long-term care	15 (18% of all cases)
Correctional	0 (0% of all cases)
Statewide	
Long-term care	10,941 (15% of all cases)
Correctional	3,088 (4% of all cases)

Hospitalization counts include anyone who was hospitalized at some point during their illness. It does not reflect the number of people currently hospitalized.
Other race includes any person with a race of American Indian/Alaskan native, Asian, native Hawaiian/Pacific Islander, or other.

Laboratory testing for Florida residents and non-Florida residents over the past 2 weeks

Number and percent of positive labs

These counts include the number of people for whom the department received laboratory results by day. This percent is the number of people who test positive for the first time divided by all the people tested that day, excluding people who have previously tested positive.

Date	Number of positives	Percent positive	Number of negatives
6/1	4	4.7%	82
6/2	2	1.8%	109
6/3	0	0.0%	114
6/4	0	0.0%	68
6/5	0	0.0%	72
6/6	0	0.0%	209
6/7	0	0.0%	97
6/8	0	0.0%	93
6/9	0	0.0%	112
6/10	1	0.9%	116
6/11	2	4.4%	43
6/12	3	3.1%	95
6/13	3	1.0%	301
6/14	0	0.0%	145

Emergency department (ED) and freestanding ED (FSED) chief complaint and admission data for Nassau County

Daily percent of ED visits mentioning cough, fever, or shortness of breath

Weekly count of ED and FSED visits for influenza-like illness

Daily percent of ED visits resulting in cough-associated admissions

Weekly count of ED and FSED visits for COVID-like illness

The Electronic Surveillance System for the Early Notification of Community-Based Epidemics (ESSENCE-FL) includes chief complaint data from 211 of 212 Florida EDs and 74 of 79 Florida FSEDs. Data are transmitted electronically to ESSENCE-FL daily or hourly.

Coronavirus: summary for Okaloosa County

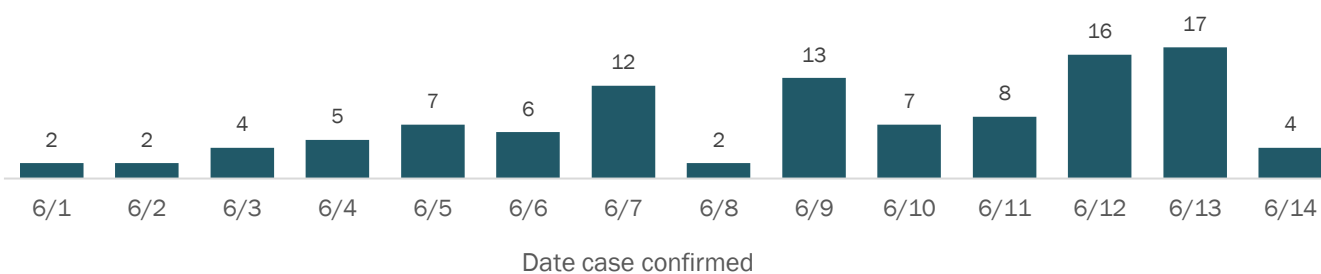
Data for Jun 15, 2020 (verified at 10 AM)

Data in this report are provisional and subject to change.

Confirmed cases

Total cases	337
Florida residents	329
Non-Florida residents	8
Gender for Florida residents	
Men	150
Women	179
Unknown	0
Age for Florida residents	
Range	0 - 96
Median age	45

Cases confirmed in Florida residents per day



Race, ethnicity	Cases	Hospitalizations	Deaths
White	263	33	5
Hispanic	86	12	0
Non-Hispanic	176	21	5
Unknown ethnicity	1	0	0
Black	39	14	1
Hispanic	2	0	0
Non-Hispanic	37	14	1
Unknown ethnicity	0	0	0
Other	19	1	0
Hispanic	7	0	0
Non-Hispanic	12	1	0
Unknown ethnicity	0	0	0
Unknown race	8	1	0
Hispanic	1	0	0
Non-Hispanic	0	0	0
Unknown ethnicity	7	1	0
Total	329	49	6

Outcomes for Florida residents

Okaloosa	
Hospitalizations	49 (15% of all cases)
Deaths	6 (2% of all cases)

Statewide

Hospitalizations	12,015 (16% of all cases)
Deaths	2,938 (4% of all cases)

Cases in facility staff/residents

Okaloosa	
Long-term care	33 (10% of all cases)
Correctional	1 (0% of all cases)

Statewide

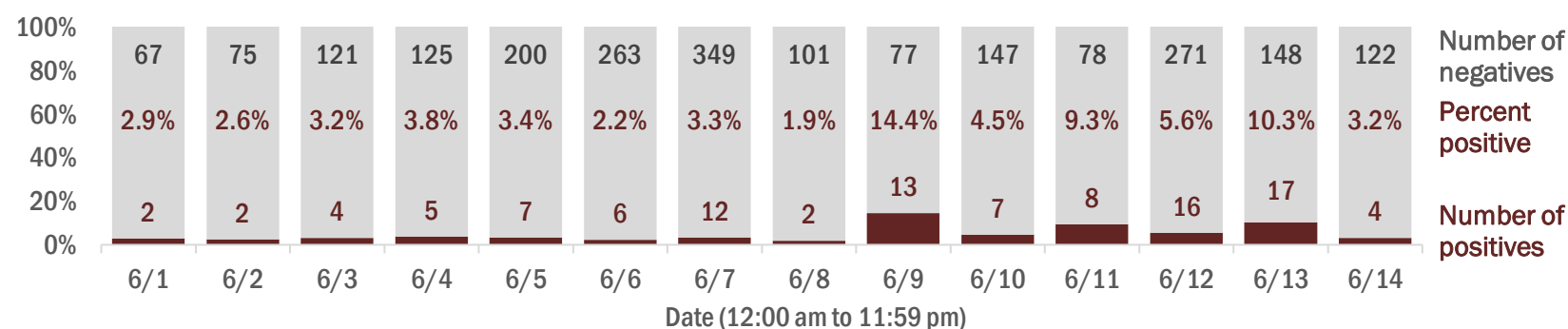
Long-term care	10,941 (15% of all cases)
Correctional	3,088 (4% of all cases)

Hospitalization counts include anyone who was hospitalized at some point during their illness. It does not reflect the number of people currently hospitalized.
Other race includes any person with a race of American Indian/Alaskan native, Asian, native Hawaiian/Pacific Islander, or other.

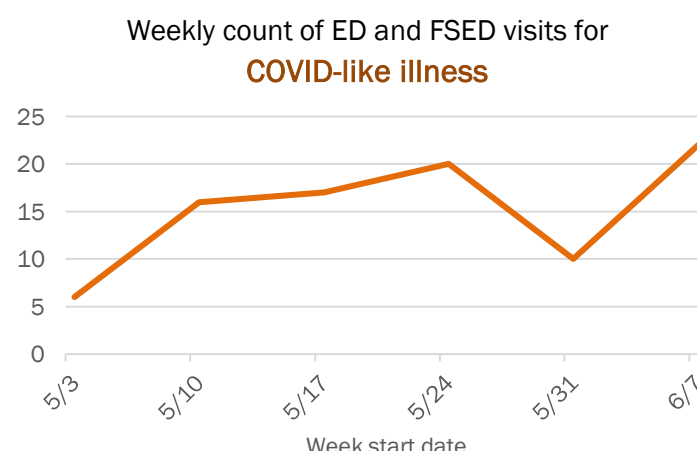
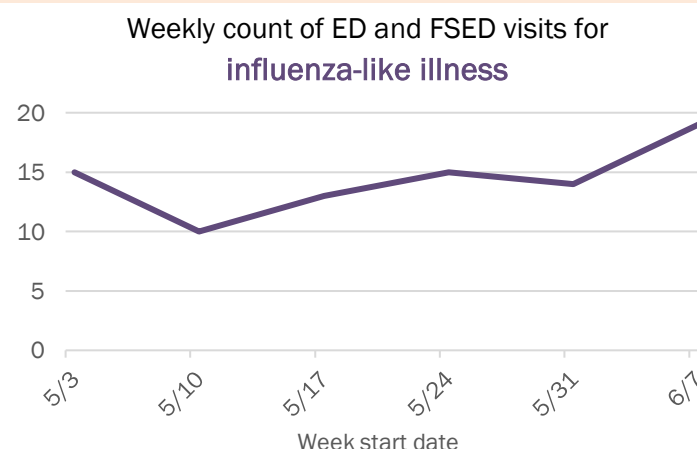
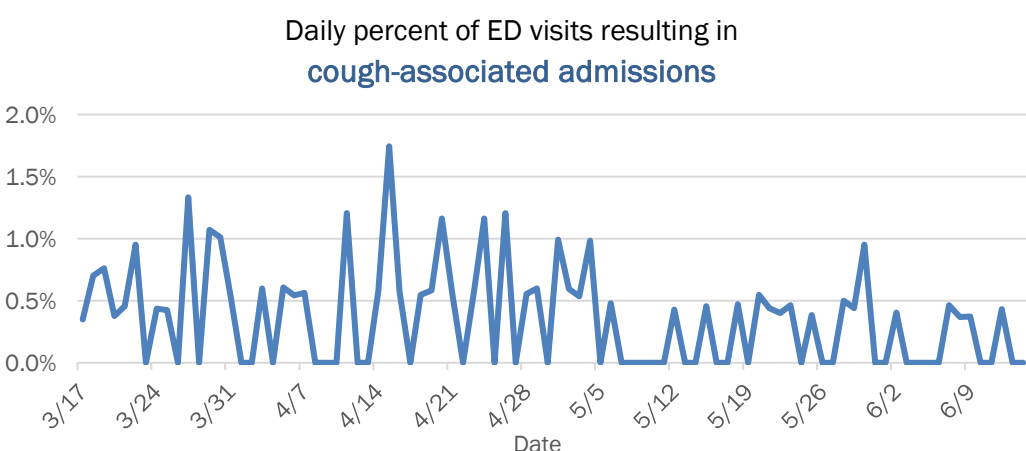
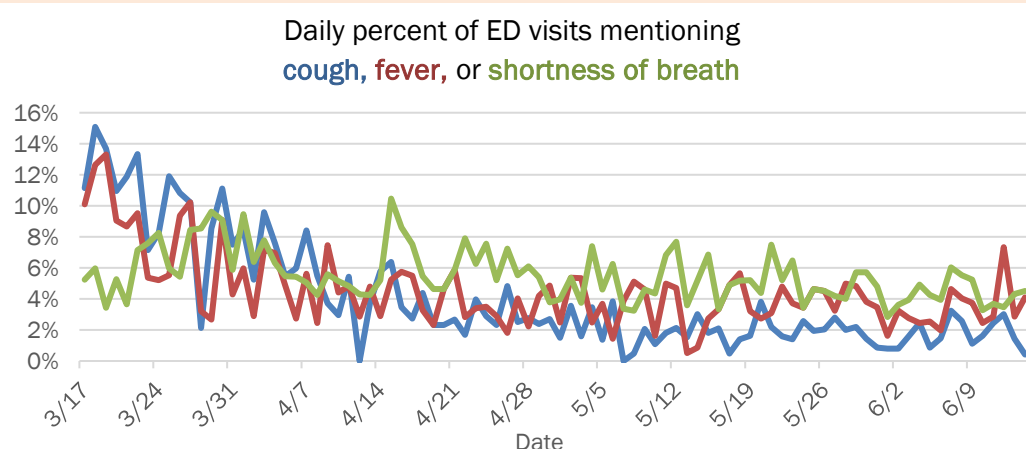
Laboratory testing for Florida residents and non-Florida residents over the past 2 weeks

Number and percent of positive labs

These counts include the number of people for whom the department received laboratory results by day. This percent is the number of people who test positive for the first time divided by all the people tested that day, excluding people who have previously tested positive.



Emergency department (ED) and freestanding ED (FSED) chief complaint and admission data for Okaloosa County



The Electronic Surveillance System for the Early Notification of Community-Based Epidemics (ESSENCE-FL) includes chief complaint data from 211 of 212 Florida EDs and 74 of 79 Florida FSEDs. Data are transmitted electronically to ESSENCE-FL daily or hourly.

Coronavirus: summary for Okeechobee County

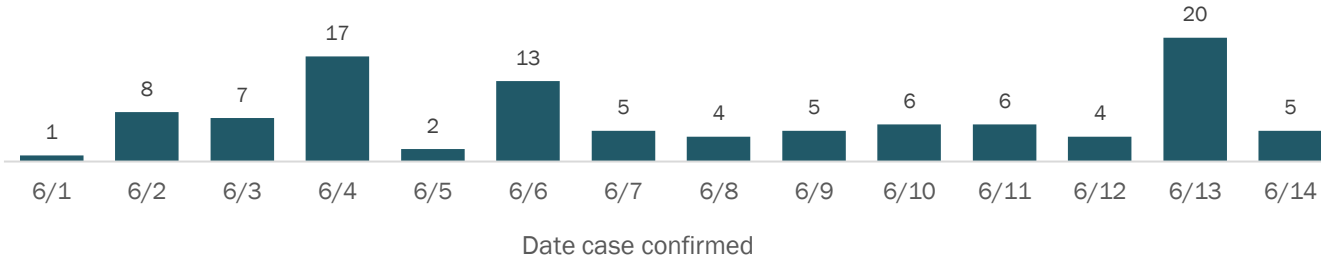
Data for Jun 15, 2020 (verified at 10 AM)

Data in this report are provisional and subject to change.

Confirmed cases

Total cases	189
Florida residents	188
Non-Florida residents	1
Gender for Florida residents	
Men	93
Women	94
Unknown	1
Age for Florida residents	
Range	0 - 87
Median age	33

Cases confirmed in Florida residents per day



Race, ethnicity	Cases	Hospitalizations	Deaths
White	133	12	0
Hispanic	90	4	0
Non-Hispanic	42	8	0
Unknown ethnicity	1	0	0
Black	19	2	0
Hispanic	1	0	0
Non-Hispanic	18	2	0
Unknown ethnicity	0	0	0
Other	10	3	0
Hispanic	7	2	0
Non-Hispanic	2	1	0
Unknown ethnicity	1	0	0
Unknown race	26	0	0
Hispanic	2	0	0
Non-Hispanic	0	0	0
Unknown ethnicity	24	0	0
Total	188	17	0

Outcomes for Florida residents

Okeechobee		
Hospitalizations	17	(9% of all cases)
Deaths	0	(0% of all cases)

Statewide

Hospitalizations	12,015	(16% of all cases)
Deaths	2,938	(4% of all cases)

Cases in facility staff/residents

Okeechobee		
Long-term care	10	(5% of all cases)
Correctional	30	(16% of all cases)

Statewide

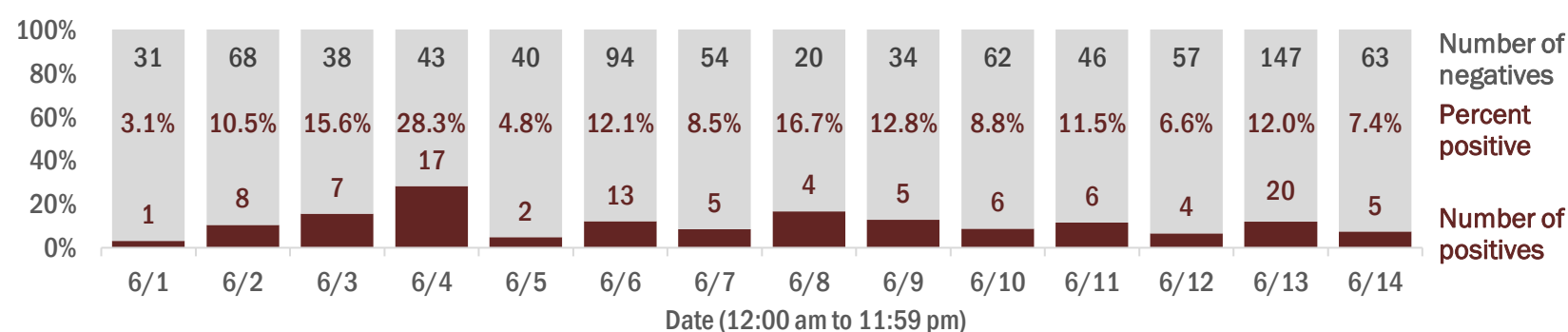
Long-term care	10,941	(15% of all cases)
Correctional	3,088	(4% of all cases)

Hospitalization counts include anyone who was hospitalized at some point during their illness. It does not reflect the number of people currently hospitalized.
Other race includes any person with a race of American Indian/Alaskan native, Asian, native Hawaiian/Pacific Islander, or other.

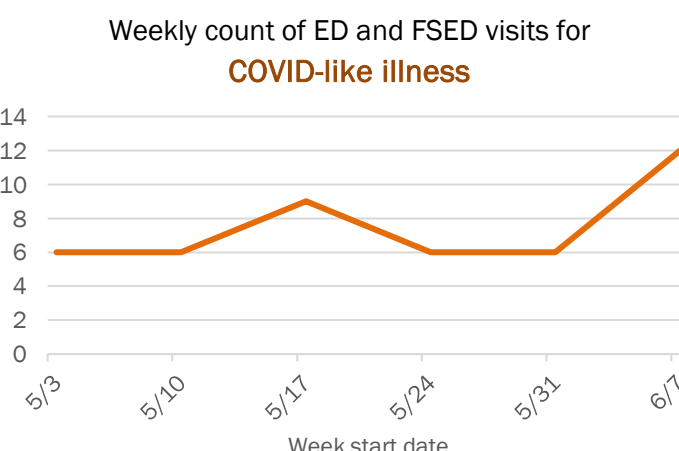
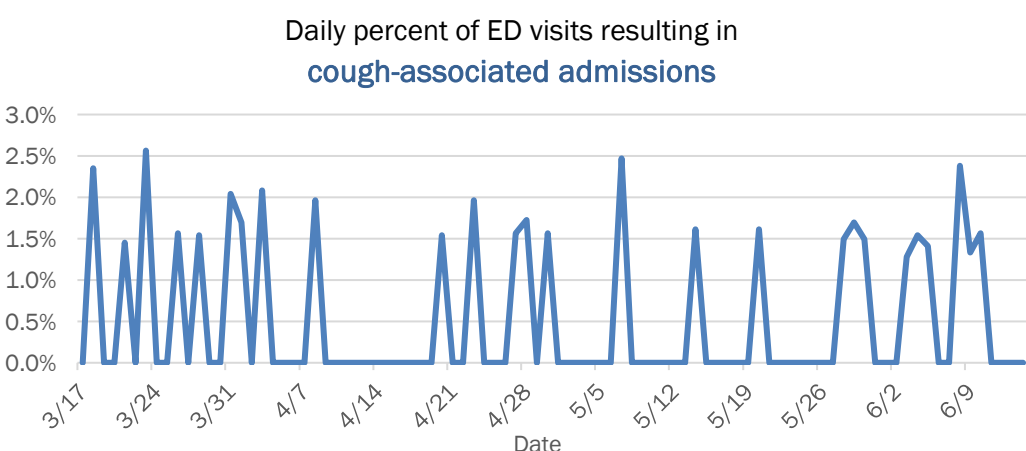
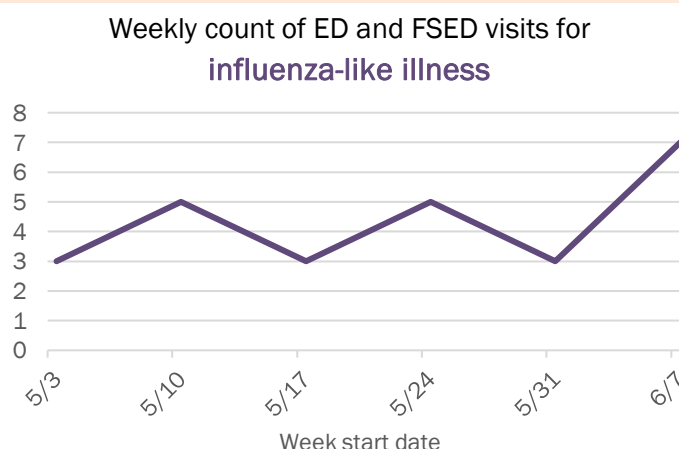
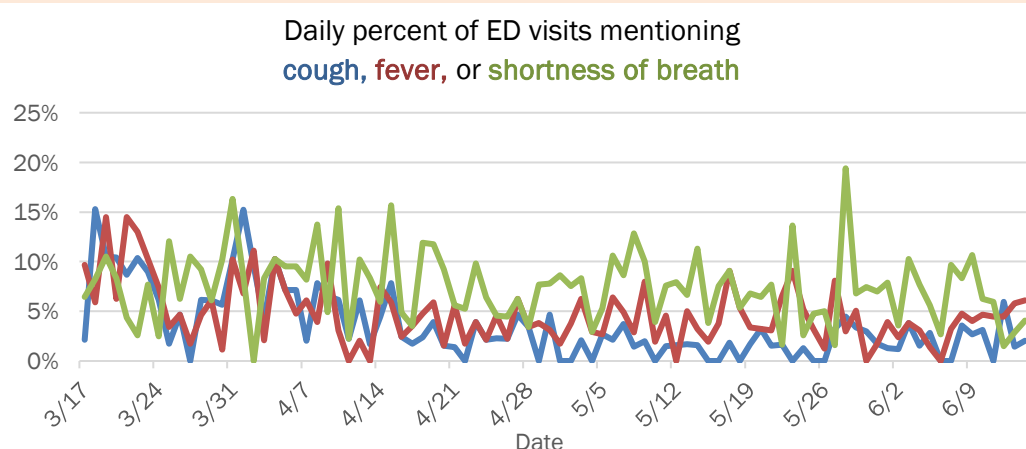
Laboratory testing for Florida residents and non-Florida residents over the past 2 weeks

Number and percent of positive labs

These counts include the number of people for whom the department received laboratory results by day. This percent is the number of people who test positive for the first time divided by all the people tested that day, excluding people who have previously tested positive.



Emergency department (ED) and freestanding ED (FSED) chief complaint and admission data for Okeechobee County



The Electronic Surveillance System for the Early Notification of Community-Based Epidemics (ESSENCE-FL) includes chief complaint data from 211 of 212 Florida EDs and 74 of 79 Florida FSEDs. Data are transmitted electronically to ESSENCE-FL daily or hourly.

Coronavirus: summary for Orange County

Data for Jun 15, 2020 (verified at 10 AM)

Data in this report are provisional and subject to change.

Confirmed cases		Cases confirmed in Florida residents per day													
Total cases	3,282														
Florida residents	3,180														
Non-Florida residents	102														
Gender for Florida residents															
Men	1,663														
Women	1,511														
Unknown	6														
Age for Florida residents															
Range	0 - 101														
Median age	38														
Race, ethnicity		Cases	Hospitalizations		Deaths		Outcomes for Florida residents								
White	1,085	34%	154	42%	20	43%	Orange								
Hispanic	439	14%	68	18%	10	22%	Hospitalizations 370 (12% of all cases)								
Non-Hispanic	497	16%	86	23%	10	22%	Deaths 46 (1% of all cases)								
Unknown ethnicity	149	5%	0	0%	0	0%	Statewide								
Black	573	18%	91	25%	12	26%	Hospitalizations 12,015 (16% of all cases)								
Hispanic	31	1%	2	1%	0	0%	Deaths 2,938 (4% of all cases)								
Non-Hispanic	477	15%	86	23%	12	26%	Cases in facility staff/residents								
Unknown ethnicity	65	2%	3	1%	0	0%	Orange								
Other	845	27%	123	33%	14	30%	Long-term care 87 (3% of all cases)								
Hispanic	527	17%	77	21%	8	17%	Correctional 17 (1% of all cases)								
Non-Hispanic	212	7%	42	11%	6	13%	Statewide								
Unknown ethnicity	106	3%	4	1%	0	0%	Long-term care 10,941 (15% of all cases)								
Unknown race	677	21%	2	1%	0	0%	Correctional 3,088 (4% of all cases)								
Hispanic	37	1%	2	1%	0	0%									
Non-Hispanic	16	1%	0	0%	0	0%									
Unknown ethnicity	624	20%	0	0%	0	0%									
Total	3,180		370		46										

Hospitalization counts include anyone who was hospitalized at some point during their illness. It does not reflect the number of people currently hospitalized.
Other race includes any person with a race of American Indian/Alaskan native, Asian, native Hawaiian/Pacific Islander, or other.

Laboratory testing for Florida residents and non-Florida residents over the past 2 weeks

Number and percent of positive labs

These counts include the number of people for whom the department received laboratory results by day. This percent is the number of people who test positive for the first time divided by all the people tested that day, excluding people who have previously tested positive.

Date	Number of negatives	Percent positive	Number of positives
6/1	129	10.4%	15
6/2	1,968	3.2%	65
6/3	2,670	1.4%	38
6/4	1,836	2.2%	41
6/5	2,031	2.1%	44
6/6	2,680	2.1%	57
6/7	1,556	3.4%	54
6/8	2,174	3.3%	74
6/9	1,634	4.3%	74
6/10	1,923	6.0%	122
6/11	1,556	7.4%	124
6/12	2,102	6.1%	136
6/13	3,213	4.9%	167
6/14	2,951	5.9%	186

Emergency department (ED) and freestanding ED (FSED) chief complaint and admission data for Orange County

Daily percent of ED visits mentioning cough, fever, or shortness of breath

Weekly count of ED and FSED visits for influenza-like illness

Daily percent of ED visits resulting in cough-associated admissions

Weekly count of ED and FSED visits for COVID-like illness

The Electronic Surveillance System for the Early Notification of Community-Based Epidemics (ESSENCE-FL) includes chief complaint data from 211 of 212 Florida EDs and 74 of 79 Florida FSEDs. Data are transmitted electronically to ESSENCE-FL daily or hourly.

Coronavirus: summary for Osceola County

Data for Jun 15, 2020 (verified at 10 AM)

Data in this report are provisional and subject to change.

Confirmed cases		Cases confirmed in Florida residents per day													
Total cases	848														
Florida residents	799														
Non-Florida residents	49														
Gender for Florida residents															
Men	396														
Women	403														
Unknown	0														
Age for Florida residents															
Range	0 - 102														
Median age	48														
Race, ethnicity															
White	393	49%	77	48%	13	62%									
Hispanic	238	30%	44	28%	7	33%									
Non-Hispanic	136	17%	30	19%	6	29%									
Unknown ethnicity	19	2%	3	2%	0	0%									
Black	76	10%	11	7%	0	0%									
Hispanic	10	1%	0	0%	0	0%									
Non-Hispanic	62	8%	11	7%	0	0%									
Unknown ethnicity	4	1%	0	0%	0	0%									
Other	316	40%	71	44%	8	38%									
Hispanic	234	29%	54	34%	7	33%									
Non-Hispanic	66	8%	12	8%	1	5%									
Unknown ethnicity	16	2%	5	3%	0	0%									
Unknown race	14	2%	1	1%	0	0%									
Hispanic	1	0%	0	0%	0	0%									
Non-Hispanic	1	0%	0	0%	0	0%									
Unknown ethnicity	12	2%	1	1%	0	0%									
Total	799		160		21										

Outcomes for Florida residents	
Osceola	
Hospitalizations	160 (20% of all cases)
Deaths	21 (3% of all cases)
Statewide	
Hospitalizations	12,015 (16% of all cases)
Deaths	2,938 (4% of all cases)

Cases in facility staff/residents	
Osceola	
Long-term care	80 (10% of all cases)
Correctional	5 (1% of all cases)
Statewide	
Long-term care	10,941 (15% of all cases)
Correctional	3,088 (4% of all cases)

Hospitalization counts include anyone who was hospitalized at some point during their illness. It does not reflect the number of people currently hospitalized.
Other race includes any person with a race of American Indian/Alaskan native, Asian, native Hawaiian/Pacific Islander, or other.

Laboratory testing for Florida residents and non-Florida residents over the past 2 weeks

Number and percent of positive labs

These counts include the number of people for whom the department received laboratory results by day. This percent is the number of people who test positive for the first time divided by all the people tested that day, excluding people who have previously tested positive.

Date	Number of negatives	Percent positive	Number of positives
6/1	66	8.3%	6
6/2	345	1.4%	5
6/3	326	2.7%	9
6/4	231	1.7%	4
6/5	430	1.6%	7
6/6	466	1.9%	9
6/7	166	1.8%	3
6/8	356	3.3%	12
6/9	240	3.6%	9
6/10	449	2.8%	13
6/11	378	2.8%	11
6/12	429	3.2%	14
6/13	621	3.3%	21
6/14	514	3.4%	18

Emergency department (ED) and freestanding ED (FSED) chief complaint and admission data for Osceola County

Daily percent of ED visits mentioning cough, fever, or shortness of breath

Weekly count of ED and FSED visits for influenza-like illness

Daily percent of ED visits resulting in cough-associated admissions

Weekly count of ED and FSED visits for COVID-like illness

The Electronic Surveillance System for the Early Notification of Community-Based Epidemics (ESSENCE-FL) includes chief complaint data from 211 of 212 Florida EDs and 74 of 79 Florida FSEDs. Data are transmitted electronically to ESSENCE-FL daily or hourly.

Coronavirus: summary for Palm Beach County

Data for Jun 15, 2020 (verified at 10 AM)

Data in this report are provisional and subject to change.

Confirmed cases		Cases confirmed in Florida residents per day													
Total cases	9,015														
Florida residents	8,897														
Non-Florida residents	118														
Gender for Florida residents															
Men	4,453														
Women	4,436														
Unknown	8														
Age for Florida residents															
Range	0 - 104														
Median age	45														
Race, ethnicity		Cases	Hospitalizations	Deaths	Outcomes for Florida residents										
White	3,877	44%	821	58%	294	69%	Palm Beach								
Hispanic	1,697	19%	208	15%	32	7%	Hospitalizations 1,413 (16% of all cases)								
Non-Hispanic	2,044	23%	600	42%	254	59%	Deaths 429 (5% of all cases)								
Unknown ethnicity	136	2%	13	1%	8	2%	Statewide								
Black	1,628	18%	342	24%	81	19%	Hospitalizations 12,015 (16% of all cases)								
Hispanic	43	0%	4	0%	0	0%	Deaths 2,938 (4% of all cases)								
Non-Hispanic	1,532	17%	331	23%	79	18%	Cases in facility staff/residents								
Unknown ethnicity	53	1%	7	0%	2	0%	Palm Beach								
Other	1,439	16%	217	15%	31	7%	Long-term care 1,013 (11% of all cases)								
Hispanic	1,206	14%	178	13%	22	5%	Correctional 297 (3% of all cases)								
Non-Hispanic	206	2%	33	2%	7	2%	Statewide								
Unknown ethnicity	27	0%	6	0%	2	0%	Long-term care 10,941 (15% of all cases)								
Unknown race	1,953	22%	33	2%	23	5%	Correctional 3,088 (4% of all cases)								
Hispanic	84	1%	4	0%	4	1%									
Non-Hispanic	17	0%	2	0%	1	0%									
Unknown ethnicity	1,852	21%	27	2%	18	4%									
Total	8,897		1,413		429										

Hospitalization counts include anyone who was hospitalized at some point during their illness. It does not reflect the number of people currently hospitalized.
Other race includes any person with a race of American Indian/Alaskan native, Asian, native Hawaiian/Pacific Islander, or other.

Laboratory testing for Florida residents and non-Florida residents over the past 2 weeks

Number and percent of positive labs

These counts include the number of people for whom the department received laboratory results by day. This percent is the number of people who test positive for the first time divided by all the people tested that day, excluding people who have previously tested positive.

Date	Number of negatives	Percent positive	Number of positives
6/1	780	9.0%	77
6/2	2,096	10.6%	248
6/3	3,341	4.4%	152
6/4	2,954	4.9%	153
6/5	2,239	7.1%	171
6/6	4,529	5.0%	240
6/7	1,557	6.8%	113
6/8	2,677	7.0%	203
6/9	1,487	9.6%	158
6/10	1,598	10.6%	190
6/11	2,149	8.5%	200
6/12	3,146	10.3%	363
6/13	4,199	8.3%	379
6/14	1,815	9.1%	181

Emergency department (ED) and freestanding ED (FSED) chief complaint and admission data for Palm Beach County

Daily percent of ED visits mentioning cough, fever, or shortness of breath

Weekly count of ED and FSED visits for influenza-like illness

Daily percent of ED visits resulting in cough-associated admissions

Weekly count of ED and FSED visits for COVID-like illness

The Electronic Surveillance System for the Early Notification of Community-Based Epidemics (ESSENCE-FL) includes chief complaint data from 211 of 212 Florida EDs and 74 of 79 Florida FSEDs. Data are transmitted electronically to ESSENCE-FL daily or hourly.

Coronavirus: summary for Pasco County

Data for Jun 15, 2020 (verified at 10 AM)

Data in this report are provisional and subject to change.

Confirmed cases		Cases confirmed in Florida residents per day			
Total cases	543				
Florida residents	532				
Non-Florida residents	11				
Gender for Florida residents					
Men	242				
Women	290				
Unknown	0				
Age for Florida residents					
Range	0 - 94				
Median age	45				
Race, ethnicity		Cases	Hospitalizations	Deaths	
White	331	62%	63	69%	11
Hispanic	74	14%	10	11%	1
Non-Hispanic	252	47%	52	57%	10
Unknown ethnicity	5	1%	1	1%	0
Black	75	14%	15	16%	2
Hispanic	3	1%	0	0%	0
Non-Hispanic	67	13%	15	16%	2
Unknown ethnicity	5	1%	0	0%	0
Other	72	14%	9	10%	1
Hispanic	37	7%	5	5%	0
Non-Hispanic	32	6%	4	4%	1
Unknown ethnicity	3	1%	0	0%	0
Unknown race	54	10%	4	4%	1
Hispanic	0	0%	0	0%	0
Non-Hispanic	0	0%	0	0%	0
Unknown ethnicity	54	10%	4	4%	1
Total	532		91		15

Outcomes for Florida residents	
Pasco	
Hospitalizations	91 (17% of all cases)
Deaths	15 (3% of all cases)
Statewide	
Hospitalizations	12,015 (16% of all cases)
Deaths	2,938 (4% of all cases)

Cases in facility staff/residents	
Pasco	
Long-term care	92 (17% of all cases)
Correctional	4 (1% of all cases)
Statewide	
Long-term care	10,941 (15% of all cases)
Correctional	3,088 (4% of all cases)

Hospitalization counts include anyone who was hospitalized at some point during their illness. It does not reflect the number of people currently hospitalized.
Other race includes any person with a race of American Indian/Alaskan native, Asian, native Hawaiian/Pacific Islander, or other.

Laboratory testing for Florida residents and non-Florida residents over the past 2 weeks

Number and percent of positive labs

These counts include the number of people for whom the department received laboratory results by day. This percent is the number of people who test positive for the first time divided by all the people tested that day, excluding people who have previously tested positive.

Date	Number of positives	Percent positive	Number of negatives
6/1	3	0.8%	379
6/2	6	1.1%	560
6/3	5	0.9%	570
6/4	12	2.1%	559
6/5	2	0.2%	940
6/6	5	0.4%	1,408
6/7	8	1.6%	477
6/8	10	1.5%	665
6/9	14	1.6%	842
6/10	12	1.2%	972
6/11	12	1.9%	620
6/12	17	2.6%	628
6/13	25	2.2%	1,102
6/14	17	2.2%	758

Emergency department (ED) and freestanding ED (FSED) chief complaint and admission data for Pasco County

Daily percent of ED visits mentioning cough, fever, or shortness of breath

Weekly count of ED and FSED visits for influenza-like illness

Daily percent of ED visits resulting in cough-associated admissions

Weekly count of ED and FSED visits for COVID-like illness

The Electronic Surveillance System for the Early Notification of Community-Based Epidemics (ESSENCE-FL) includes chief complaint data from 211 of 212 Florida EDs and 74 of 79 Florida FSEDs. Data are transmitted electronically to ESSENCE-FL daily or hourly.

Coronavirus: summary for Pinellas County

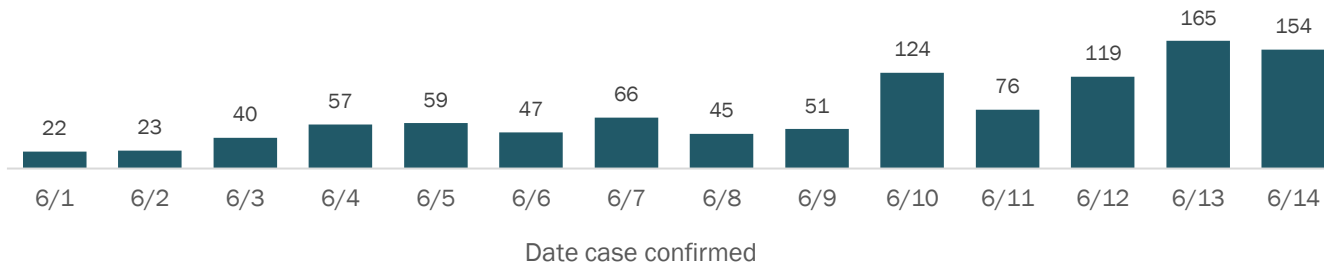
Data for Jun 15, 2020 (verified at 10 AM)

Data in this report are provisional and subject to change.

Confirmed cases

Total cases	2,389
Florida residents	2,337
Non-Florida residents	52
Gender for Florida residents	
Men	972
Women	1,363
Unknown	2
Age for Florida residents	
Range	0 - 102
Median age	46

Cases confirmed in Florida residents per day



Race, ethnicity	Cases	Hospitalizations	Deaths
White	1,218	350	91
Hispanic	165	18	1
Non-Hispanic	1,002	314	85
Unknown ethnicity	51	18	5
Black	575	92	5
Hispanic	6	0	0
Non-Hispanic	523	92	5
Unknown ethnicity	46	0	0
Other	144	20	6
Hispanic	37	5	2
Non-Hispanic	98	14	4
Unknown ethnicity	9	1	0
Unknown race	400	6	0
Hispanic	1	0	0
Non-Hispanic	7	2	0
Unknown ethnicity	392	4	0
Total	2,337	468	102

Outcomes for Florida residents

Pinellas		
Hospitalizations	468	(20% of all cases)
Deaths	102	(4% of all cases)

Statewide

Hospitalizations	12,015	(16% of all cases)
Deaths	2,938	(4% of all cases)

Cases in facility staff/residents

Pinellas		
Long-term care	607	(26% of all cases)
Correctional	7	(0% of all cases)

Statewide

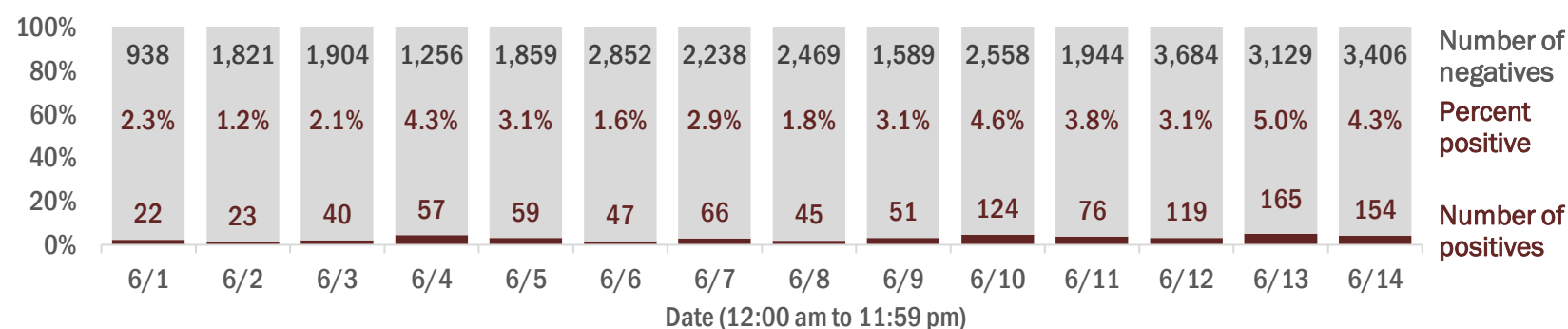
Long-term care	10,941	(15% of all cases)
Correctional	3,088	(4% of all cases)

Hospitalization counts include anyone who was hospitalized at some point during their illness. It does not reflect the number of people currently hospitalized.
Other race includes any person with a race of American Indian/Alaskan native, Asian, native Hawaiian/Pacific Islander, or other.

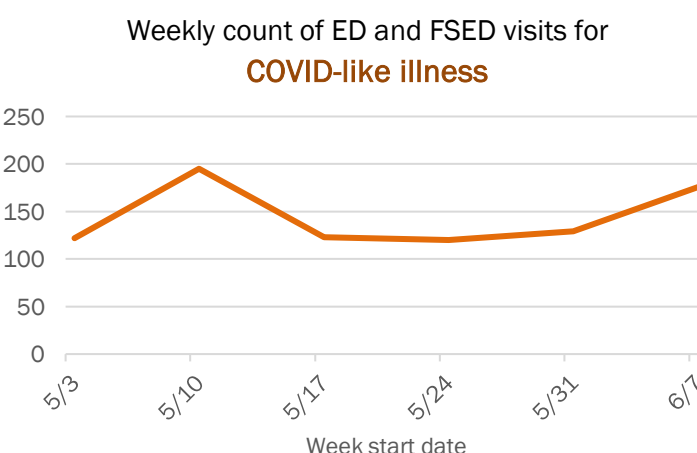
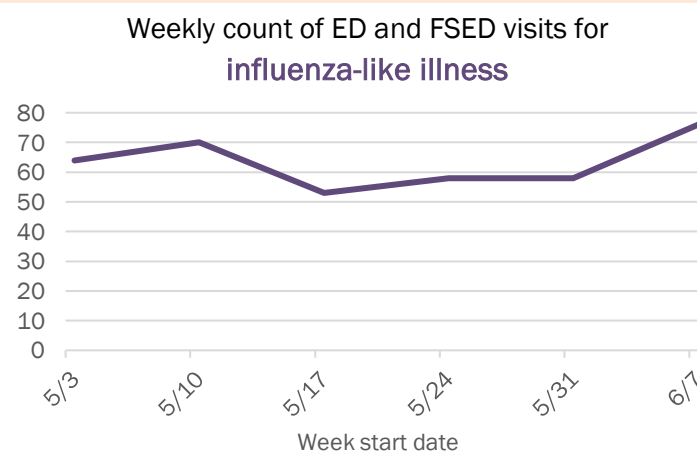
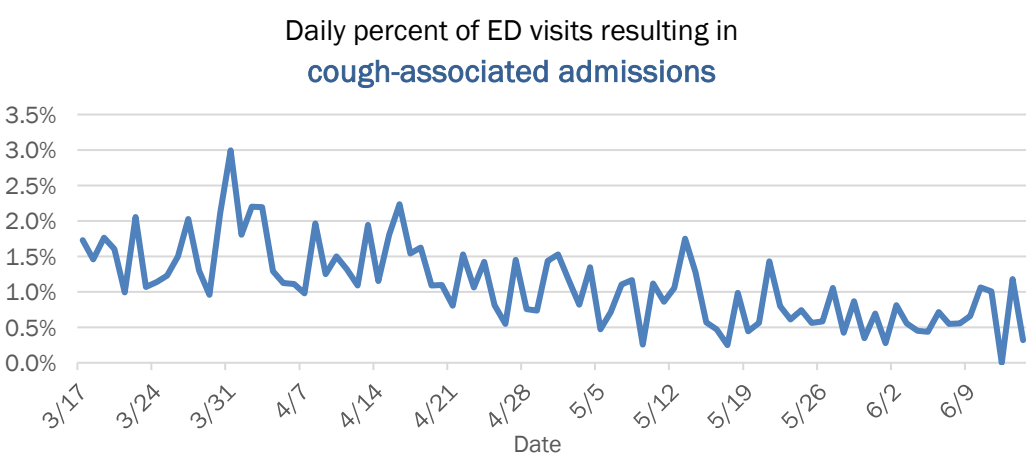
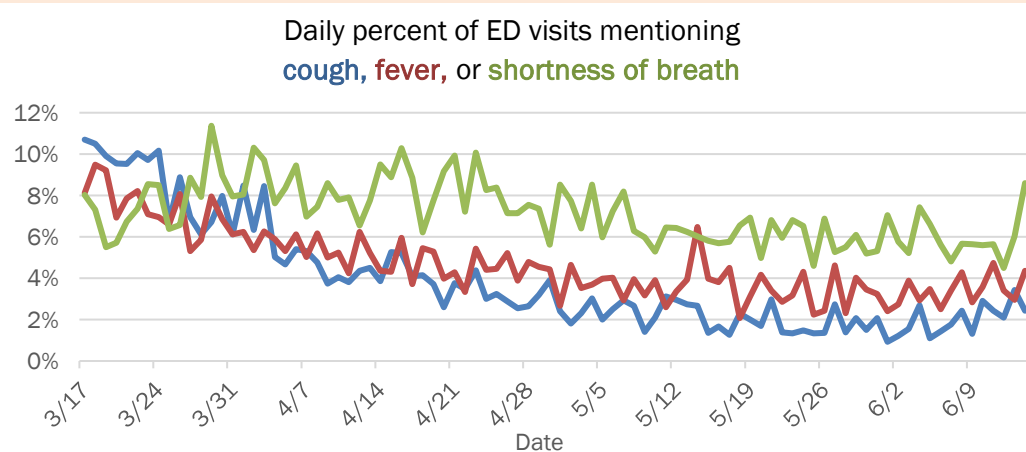
Laboratory testing for Florida residents and non-Florida residents over the past 2 weeks

Number and percent of positive labs

These counts include the number of people for whom the department received laboratory results by day. This percent is the number of people who test positive for the first time divided by all the people tested that day, excluding people who have previously tested positive.



Emergency department (ED) and freestanding ED (FSED) chief complaint and admission data for Pinellas County



The Electronic Surveillance System for the Early Notification of Community-Based Epidemics (ESSENCE-FL) includes chief complaint data from 211 of 212 Florida EDs and 74 of 79 Florida FSEDs. Data are transmitted electronically to ESSENCE-FL daily or hourly.

Coronavirus: summary for Polk County

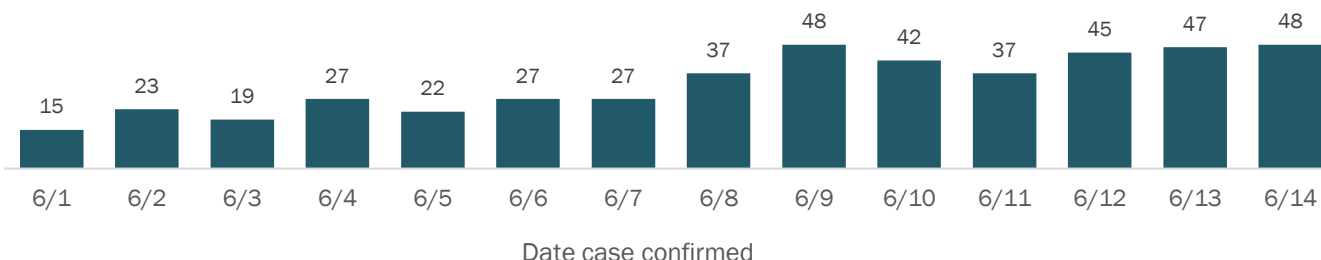
Data for Jun 15, 2020 (verified at 10 AM)

Data in this report are provisional and subject to change.

Confirmed cases

Total cases	1,509
Florida residents	1,496
Non-Florida residents	13
Gender for Florida residents	
Men	609
Women	886
Unknown	1
Age for Florida residents	
Range	0 - 103
Median age	49

Cases confirmed in Florida residents per day



Race, ethnicity	Cases	Hospitalizations	Deaths
White	940 (63%)	264 (70%)	52 (69%)
Hispanic	345 (23%)	51 (13%)	4 (5%)
Non-Hispanic	574 (38%)	209 (55%)	48 (64%)
Unknown ethnicity	21 (1%)	4 (1%)	0 (0%)
Black	269 (18%)	75 (20%)	13 (17%)
Hispanic	9 (1%)	3 (1%)	1 (1%)
Non-Hispanic	254 (17%)	71 (19%)	12 (16%)
Unknown ethnicity	6 (0%)	1 (0%)	0 (0%)
Other	192 (13%)	36 (9%)	9 (12%)
Hispanic	108 (7%)	21 (6%)	4 (5%)
Non-Hispanic	60 (4%)	11 (3%)	4 (5%)
Unknown ethnicity	24 (2%)	4 (1%)	1 (1%)
Unknown race	95 (6%)	4 (1%)	1 (1%)
Hispanic	2 (0%)	0 (0%)	0 (0%)
Non-Hispanic	0 (0%)	0 (0%)	0 (0%)
Unknown ethnicity	93 (6%)	4 (1%)	1 (1%)
Total	1,496	379	75

Outcomes for Florida residents

Polk		
Hospitalizations	379	(25% of all cases)
Deaths	75	(5% of all cases)

Statewide

Hospitalizations	12,015	(16% of all cases)
Deaths	2,938	(4% of all cases)

Cases in facility staff/residents

Polk		
Long-term care	355	(24% of all cases)
Correctional	1	(0% of all cases)

Statewide

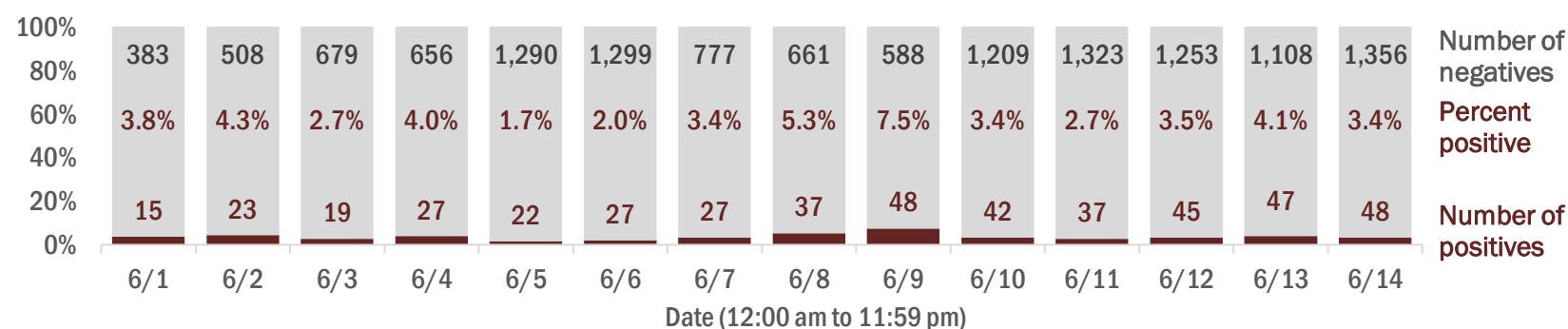
Long-term care	10,941	(15% of all cases)
Correctional	3,088	(4% of all cases)

Hospitalization counts include anyone who was hospitalized at some point during their illness. It does not reflect the number of people currently hospitalized.
Other race includes any person with a race of American Indian/Alaskan native, Asian, native Hawaiian/Pacific Islander, or other.

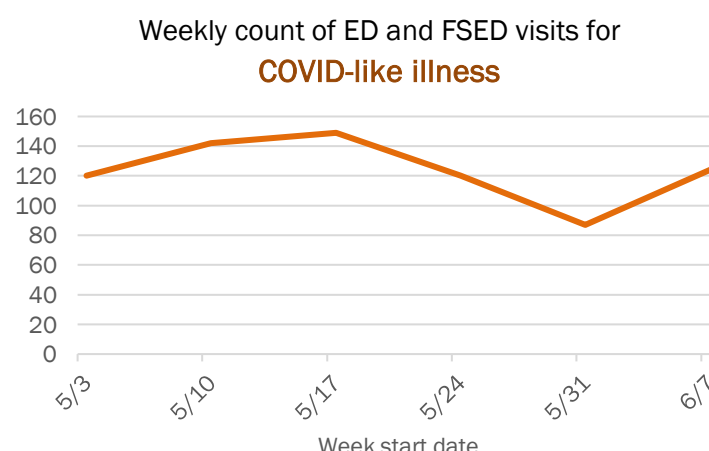
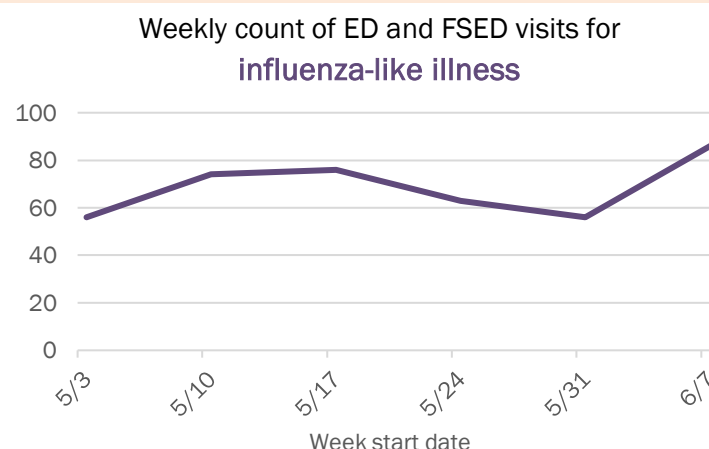
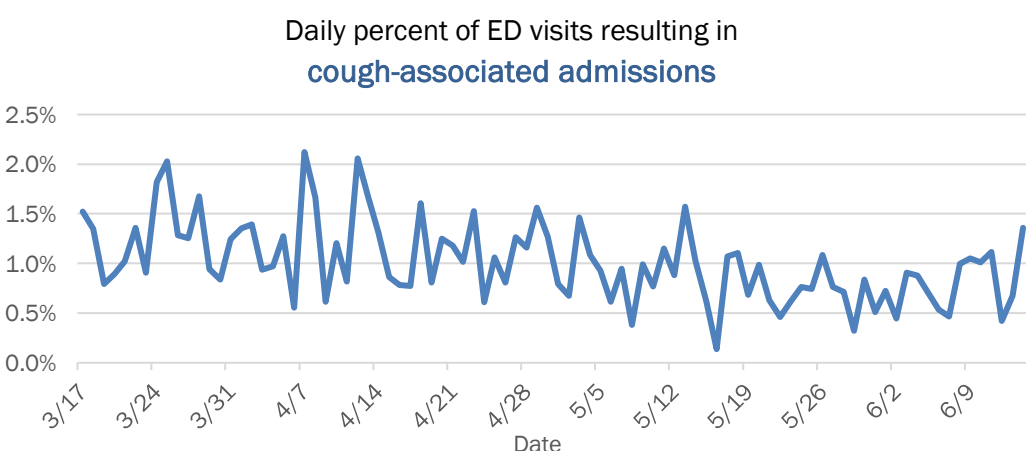
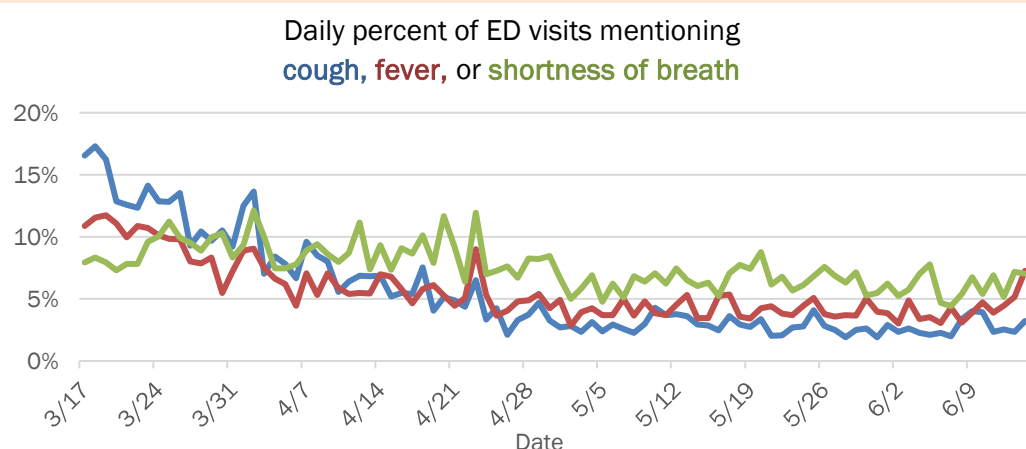
Laboratory testing for Florida residents and non-Florida residents over the past 2 weeks

Number and percent of positive labs

These counts include the number of people for whom the department received laboratory results by day. This percent is the number of people who test positive for the first time divided by all the people tested that day, excluding people who have previously tested positive.



Emergency department (ED) and freestanding ED (FSED) chief complaint and admission data for Polk County



The Electronic Surveillance System for the Early Notification of Community-Based Epidemics (ESSENCE-FL) includes chief complaint data from 211 of 212 Florida EDs and 74 of 79 Florida FSEDs. Data are transmitted electronically to ESSENCE-FL daily or hourly.

Coronavirus: summary for Putnam County

Data for Jun 15, 2020 (verified at 10 AM)

Data in this report are provisional and subject to change.

Confirmed cases		Cases confirmed in Florida residents per day													
Total cases	191														
Florida residents	191														
Non-Florida residents	0														
Gender for Florida residents															
Men	72														
Women	119														
Unknown	0														
Age for Florida residents															
Range	3 - 98														
Median age	43														
		Date case confirmed													
		6/1	6/2	6/3	6/4	6/5	6/6	6/7	6/8	6/9	6/10	6/11	6/12	6/13	6/14
		1	2	10	1	7			1	1	5	1	3	5	1

Race, ethnicity	Cases	Hospitalizations	Deaths
White	103 (54%)	14 (56%)	3 (50%)
Hispanic	2 (1%)	0 (0%)	0 (0%)
Non-Hispanic	101 (53%)	14 (56%)	3 (50%)
Unknown ethnicity	0 (0%)	0 (0%)	0 (0%)
Black	79 (41%)	9 (36%)	3 (50%)
Hispanic	0 (0%)	0 (0%)	0 (0%)
Non-Hispanic	78 (41%)	8 (32%)	2 (33%)
Unknown ethnicity	1 (1%)	1 (4%)	1 (17%)
Other	9 (5%)	2 (8%)	0 (0%)
Hispanic	6 (3%)	2 (8%)	0 (0%)
Non-Hispanic	2 (1%)	0 (0%)	0 (0%)
Unknown ethnicity	1 (1%)	0 (0%)	0 (0%)
Unknown race	0 (0%)	0 (0%)	0 (0%)
Hispanic	0 (0%)	0 (0%)	0 (0%)
Non-Hispanic	0 (0%)	0 (0%)	0 (0%)
Unknown ethnicity	0 (0%)	0 (0%)	0 (0%)
Total	191	25	6

Outcomes for Florida residents		
Putnam		
Hospitalizations	25	(13% of all cases)
Deaths	6	(3% of all cases)
Statewide		
Hospitalizations	12,015	(16% of all cases)
Deaths	2,938	(4% of all cases)

Cases in facility staff/residents		
Putnam		
Long-term care	52	(27% of all cases)
Correctional	2	(1% of all cases)
Statewide		
Long-term care	10,941	(15% of all cases)
Correctional	3,088	(4% of all cases)

Hospitalization counts include anyone who was hospitalized at some point during their illness. It does not reflect the number of people currently hospitalized.
Other race includes any person with a race of American Indian/Alaskan native, Asian, native Hawaiian/Pacific Islander, or other.

Laboratory testing for Florida residents and non-Florida residents over the past 2 weeks

Number and percent of positive labs

These counts include the number of people for whom the department received laboratory results by day. This percent is the number of people who test positive for the first time divided by all the people tested that day, excluding people who have previously tested positive.

Date	Number of negatives	Percent positive	Number of positives
6/1	28	3.4%	1
6/2	61	3.2%	2
6/3	157	6.0%	10
6/4	59	1.7%	1
6/5	147	4.5%	7
6/6	147	0.0%	0
6/7	62	0.0%	0
6/8	60	1.6%	1
6/9	51	1.9%	1
6/10	85	5.6%	5
6/11	70	1.4%	1
6/12	61	4.7%	3
6/13	143	3.4%	5
6/14	85	1.2%	1

Emergency department (ED) and freestanding ED (FSED) chief complaint and admission data for Putnam County

Daily percent of ED visits mentioning cough, fever, or shortness of breath

Weekly count of ED and FSED visits for influenza-like illness

Daily percent of ED visits resulting in cough-associated admissions

Weekly count of ED and FSED visits for COVID-like illness

The Electronic Surveillance System for the Early Notification of Community-Based Epidemics (ESSENCE-FL) includes chief complaint data from 211 of 212 Florida EDs and 74 of 79 Florida FSEDs. Data are transmitted electronically to ESSENCE-FL daily or hourly.

Coronavirus: summary for Santa Rosa County

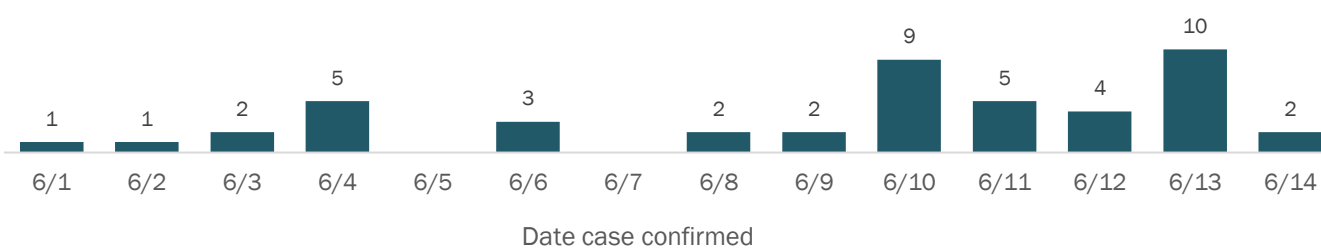
Data for Jun 15, 2020 (verified at 10 AM)

Data in this report are provisional and subject to change.

Confirmed cases

Total cases	293
Florida residents	288
Non-Florida residents	5
Gender for Florida residents	
Men	194
Women	94
Unknown	0
Age for Florida residents	
Range	0 - 98
Median age	45

Cases confirmed in Florida residents per day



Race, ethnicity	Cases	Hospitalizations	Deaths
White	210 (73%)	20 (74%)	6 (67%)
Hispanic	14 (5%)	2 (7%)	1 (11%)
Non-Hispanic	183 (64%)	18 (67%)	5 (56%)
Unknown ethnicity	13 (5%)	0 (0%)	0 (0%)
Black	43 (15%)	6 (22%)	3 (33%)
Hispanic	1 (0%)	0 (0%)	0 (0%)
Non-Hispanic	32 (11%)	6 (22%)	3 (33%)
Unknown ethnicity	10 (3%)	0 (0%)	0 (0%)
Other	6 (2%)	1 (4%)	0 (0%)
Hispanic	2 (1%)	0 (0%)	0 (0%)
Non-Hispanic	4 (1%)	1 (4%)	0 (0%)
Unknown ethnicity	0 (0%)	0 (0%)	0 (0%)
Unknown race	29 (10%)	0 (0%)	0 (0%)
Hispanic	0 (0%)	0 (0%)	0 (0%)
Non-Hispanic	2 (1%)	0 (0%)	0 (0%)
Unknown ethnicity	27 (9%)	0 (0%)	0 (0%)
Total	288	27	9

Outcomes for Florida residents

Santa Rosa		
Hospitalizations	27	(9% of all cases)
Deaths	9	(3% of all cases)

Statewide

Hospitalizations	12,015	(16% of all cases)
Deaths	2,938	(4% of all cases)

Cases in facility staff/residents

Santa Rosa		
Long-term care	16	(6% of all cases)
Correctional	110	(38% of all cases)

Statewide

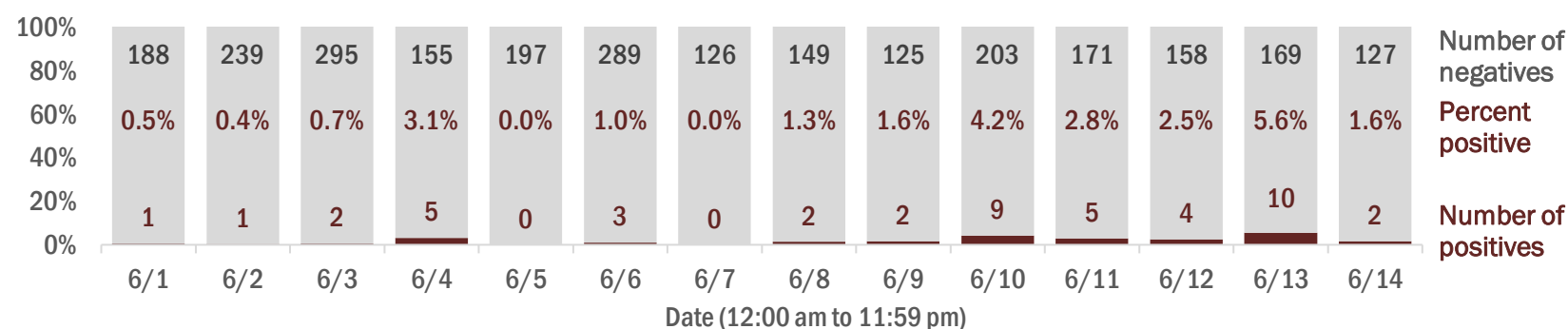
Long-term care	10,941	(15% of all cases)
Correctional	3,088	(4% of all cases)

Hospitalization counts include anyone who was hospitalized at some point during their illness. It does not reflect the number of people currently hospitalized.
Other race includes any person with a race of American Indian/Alaskan native, Asian, native Hawaiian/Pacific Islander, or other.

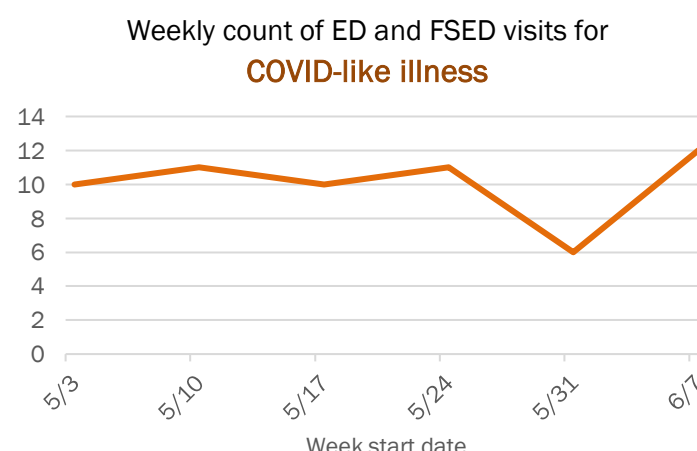
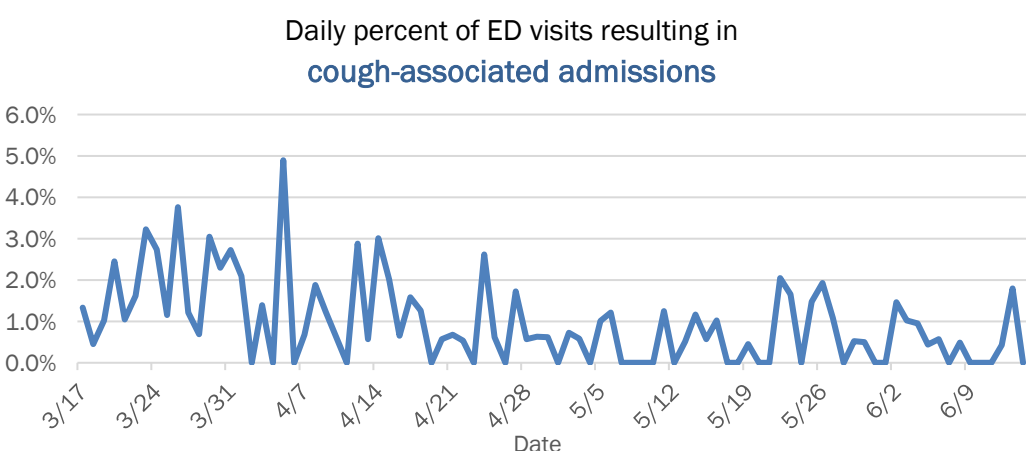
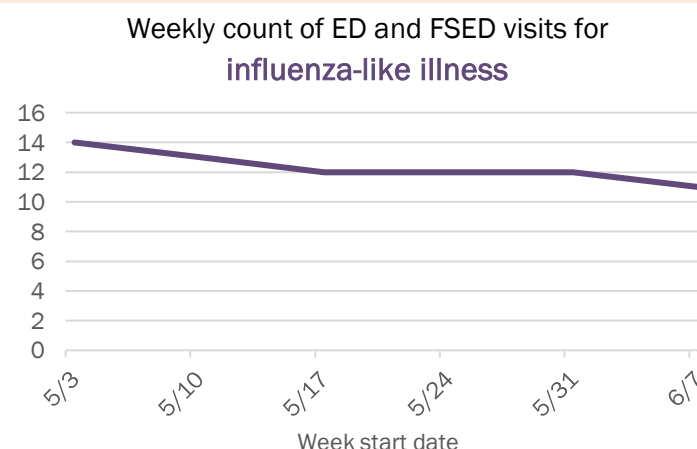
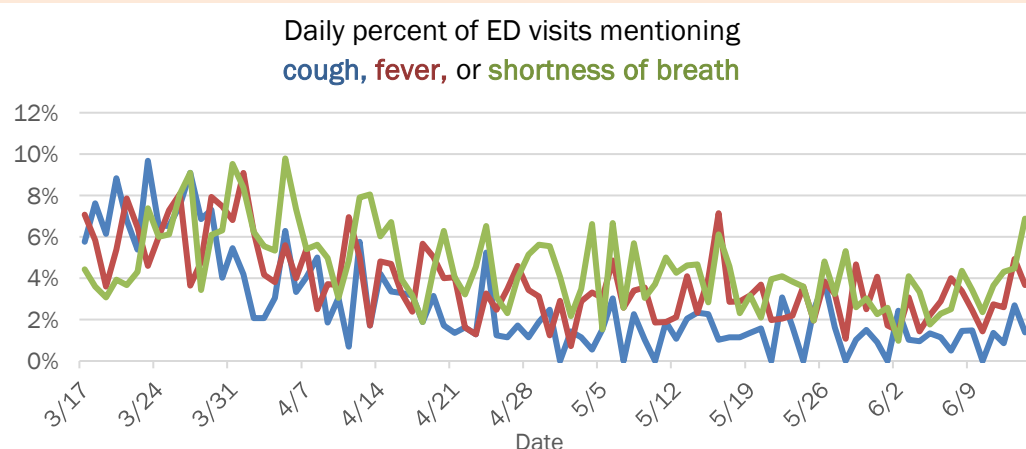
Laboratory testing for Florida residents and non-Florida residents over the past 2 weeks

Number and percent of positive labs

These counts include the number of people for whom the department received laboratory results by day. This percent is the number of people who test positive for the first time divided by all the people tested that day, excluding people who have previously tested positive.



Emergency department (ED) and freestanding ED (FSED) chief complaint and admission data for Santa Rosa County



The Electronic Surveillance System for the Early Notification of Community-Based Epidemics (ESSENCE-FL) includes chief complaint data from 211 of 212 Florida EDs and 74 of 79 Florida FSEDs. Data are transmitted electronically to ESSENCE-FL daily or hourly.

Coronavirus: summary for Sarasota County

Data for Jun 15, 2020 (verified at 10 AM)

Data in this report are provisional and subject to change.

Confirmed cases

Total cases	780
Florida residents	757
Non-Florida residents	23

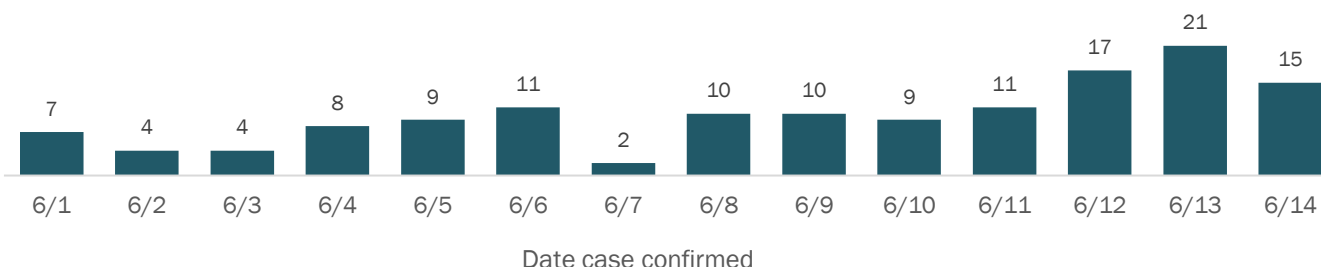
Gender for Florida residents

Men	329
Women	428
Unknown	0

Age for Florida residents

Range	0 - 104
Median age	60

Cases confirmed in Florida residents per day



Race, ethnicity	Cases	Hospitalizations	Deaths
White	588 (78%)	140 (81%)	78 (86%)
Hispanic	62 (8%)	8 (5%)	3 (3%)
Non-Hispanic	486 (64%)	113 (66%)	64 (70%)
Unknown ethnicity	40 (5%)	19 (11%)	11 (12%)
Black	57 (8%)	13 (8%)	4 (4%)
Hispanic	1 (0%)	1 (1%)	0 (0%)
Non-Hispanic	55 (7%)	12 (7%)	4 (4%)
Unknown ethnicity	1 (0%)	0 (0%)	0 (0%)
Other	50 (7%)	14 (8%)	6 (7%)
Hispanic	17 (2%)	6 (3%)	2 (2%)
Non-Hispanic	28 (4%)	5 (3%)	4 (4%)
Unknown ethnicity	5 (1%)	3 (2%)	0 (0%)
Unknown race	62 (8%)	5 (3%)	3 (3%)
Hispanic	0 (0%)	0 (0%)	0 (0%)
Non-Hispanic	3 (0%)	1 (1%)	1 (1%)
Unknown ethnicity	59 (8%)	4 (2%)	2 (2%)
Total	757	172	91

Outcomes for Florida residents

Sarasota		
Hospitalizations	172	(23% of all cases)
Deaths	91	(12% of all cases)

Statewide

Hospitalizations	12,015	(16% of all cases)
Deaths	2,938	(4% of all cases)

Cases in facility staff/residents

Sarasota		
Long-term care	222	(29% of all cases)
Correctional	2	(0% of all cases)

Statewide

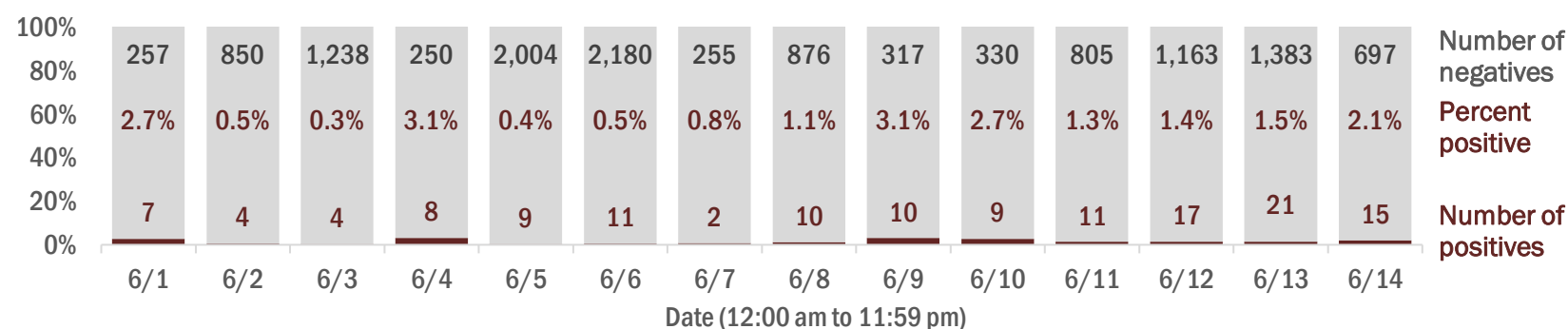
Long-term care	10,941	(15% of all cases)
Correctional	3,088	(4% of all cases)

Hospitalization counts include anyone who was hospitalized at some point during their illness. It does not reflect the number of people currently hospitalized.
Other race includes any person with a race of American Indian/Alaskan native, Asian, native Hawaiian/Pacific Islander, or other.

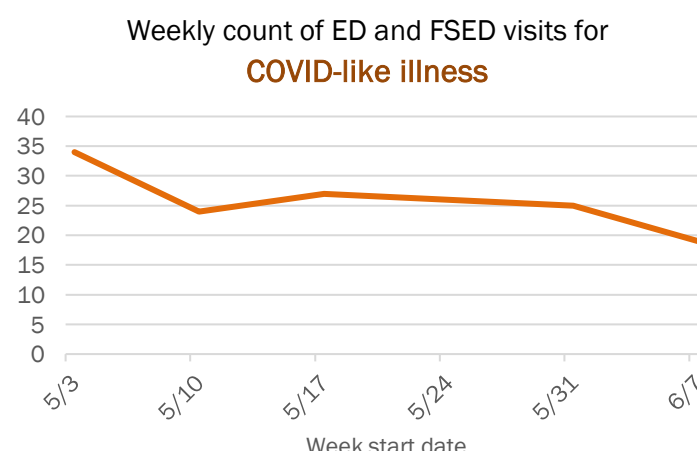
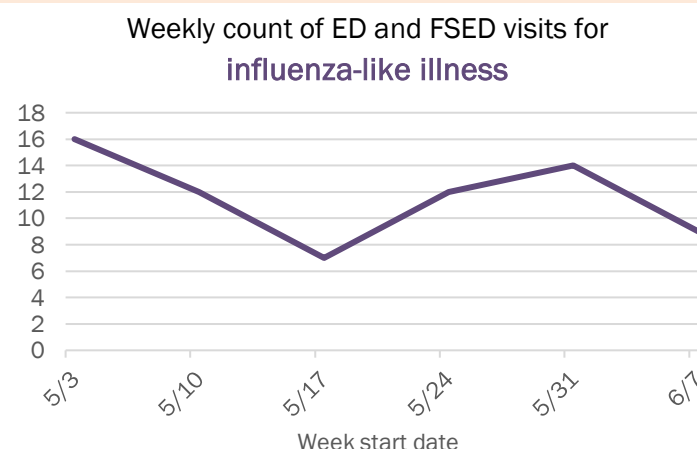
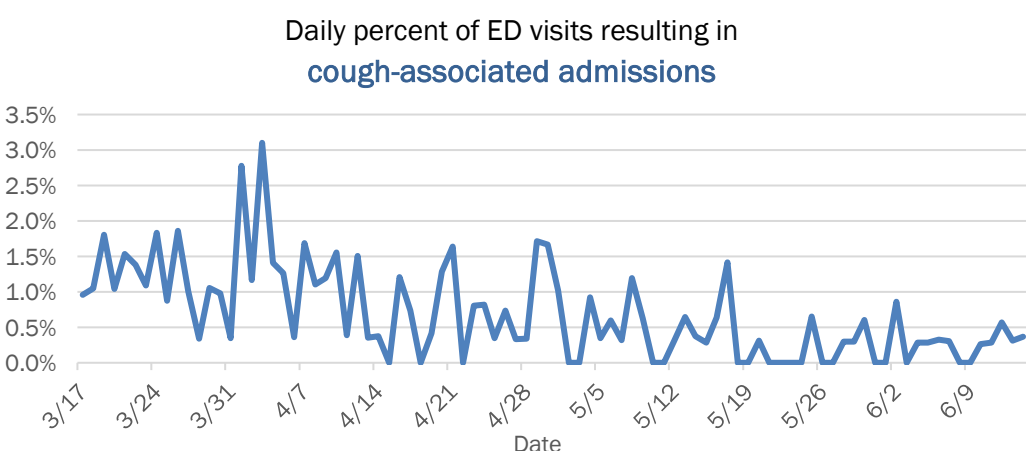
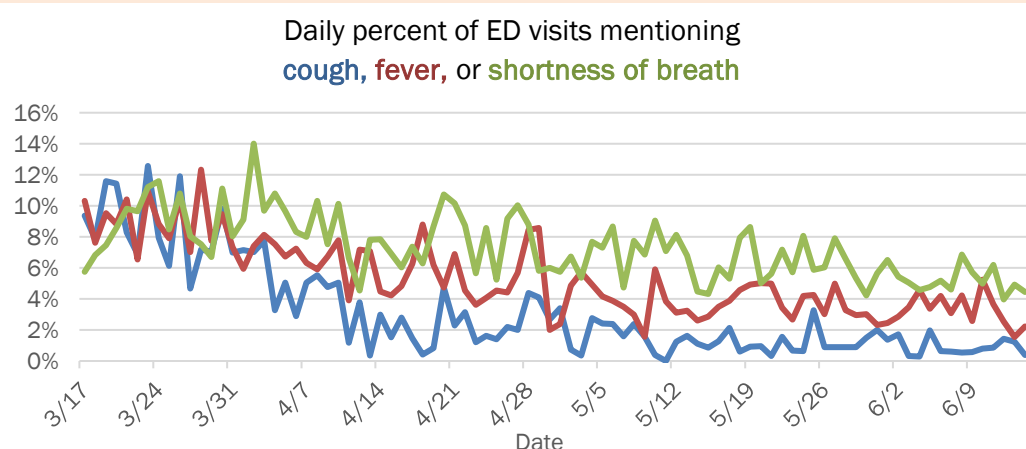
Laboratory testing for Florida residents and non-Florida residents over the past 2 weeks

Number and percent of positive labs

These counts include the number of people for whom the department received laboratory results by day. This percent is the number of people who test positive for the first time divided by all the people tested that day, excluding people who have previously tested positive.



Emergency department (ED) and freestanding ED (FSED) chief complaint and admission data for Sarasota County



The Electronic Surveillance System for the Early Notification of Community-Based Epidemics (ESSENCE-FL) includes chief complaint data from 211 of 212 Florida EDs and 74 of 79 Florida FSEDs. Data are transmitted electronically to ESSENCE-FL daily or hourly.

Coronavirus: summary for Seminole County

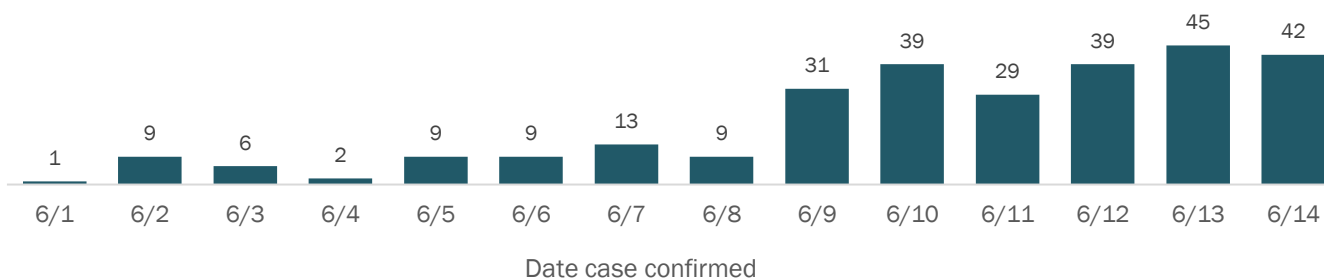
Data for Jun 15, 2020 (verified at 10 AM)

Data in this report are provisional and subject to change.

Confirmed cases

Total cases	790
Florida residents	781
Non-Florida residents	9
Gender for Florida residents	
Men	370
Women	411
Unknown	0
Age for Florida residents	
Range	0 - 100
Median age	39

Cases confirmed in Florida residents per day



Race, ethnicity	Cases	Hospitalizations	Deaths
White	488	82	13
Hispanic	191	37	5
Non-Hispanic	249	43	8
Unknown ethnicity	48	2	0
Black	93	19	0
Hispanic	0	0	0
Non-Hispanic	87	18	0
Unknown ethnicity	6	1	0
Other	85	25	0
Hispanic	30	11	0
Non-Hispanic	48	14	0
Unknown ethnicity	7	0	0
Unknown race	115	1	0
Hispanic	2	1	0
Non-Hispanic	2	0	0
Unknown ethnicity	111	0	0
Total	781	127	13

Outcomes for Florida residents

Seminole		
Hospitalizations	127	(16% of all cases)
Deaths	13	(2% of all cases)

Statewide		
Hospitalizations	12,015	(16% of all cases)
Deaths	2,938	(4% of all cases)

Cases in facility staff/residents

Seminole		
Long-term care	67	(9% of all cases)
Correctional	6	(1% of all cases)

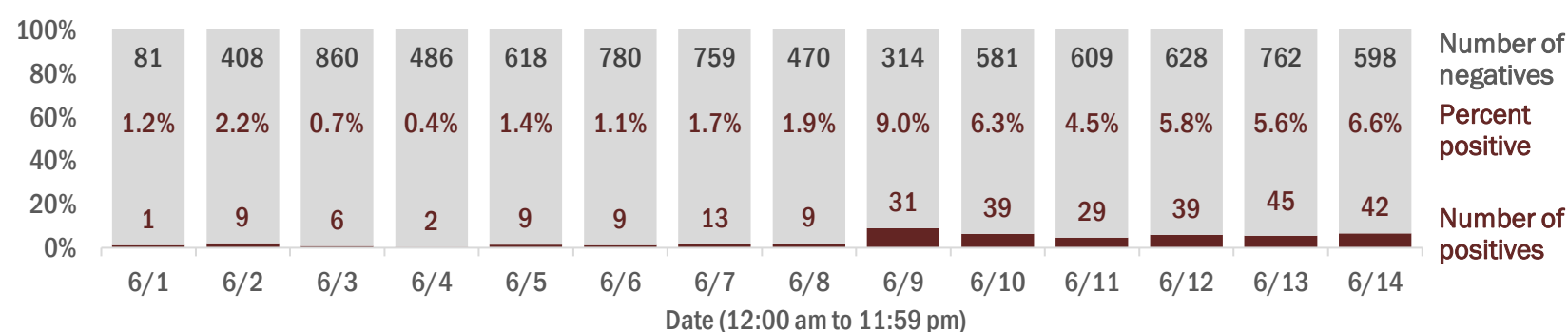
Statewide		
Long-term care	10,941	(15% of all cases)
Correctional	3,088	(4% of all cases)

Hospitalization counts include anyone who was hospitalized at some point during their illness. It does not reflect the number of people currently hospitalized.
Other race includes any person with a race of American Indian/Alaskan native, Asian, native Hawaiian/Pacific Islander, or other.

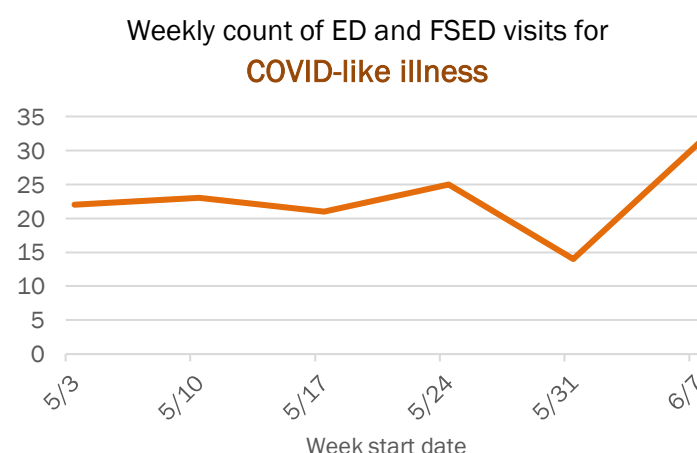
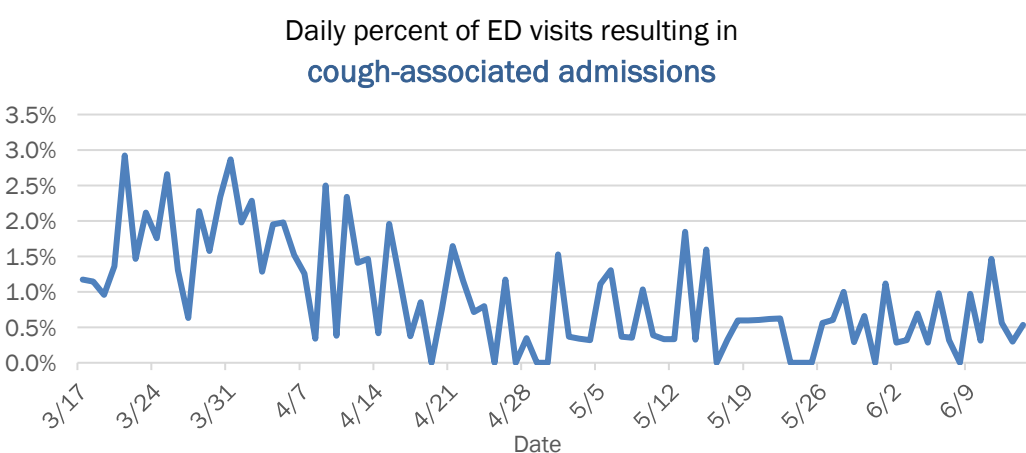
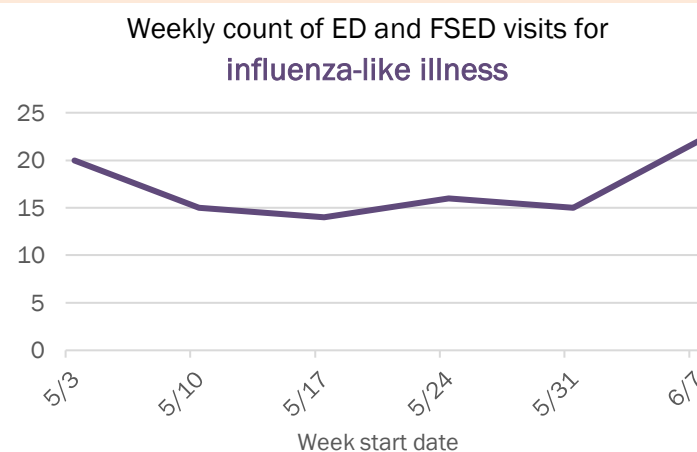
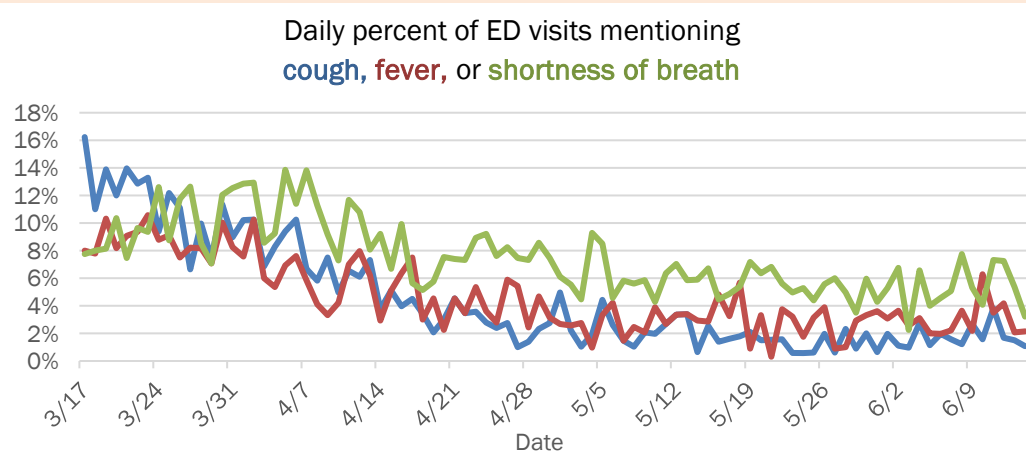
Laboratory testing for Florida residents and non-Florida residents over the past 2 weeks

Number and percent of positive labs

These counts include the number of people for whom the department received laboratory results by day. This percent is the number of people who test positive for the first time divided by all the people tested that day, excluding people who have previously tested positive.



Emergency department (ED) and freestanding ED (FSED) chief complaint and admission data for Seminole County



The Electronic Surveillance System for the Early Notification of Community-Based Epidemics (ESSENCE-FL) includes chief complaint data from 211 of 212 Florida EDs and 74 of 79 Florida FSEDs. Data are transmitted electronically to ESSENCE-FL daily or hourly.

Coronavirus: summary for St. Johns County

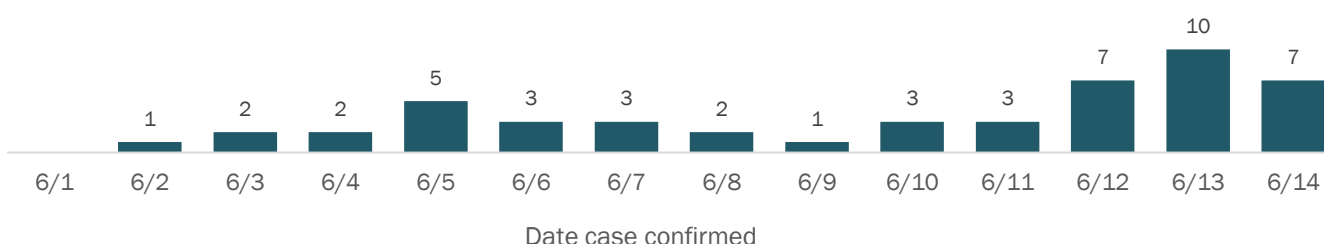
Data for Jun 15, 2020 (verified at 10 AM)

Data in this report are provisional and subject to change.

Confirmed cases

Total cases	315
Florida residents	305
Non-Florida residents	10
Gender for Florida residents	
Men	152
Women	153
Unknown	0
Age for Florida residents	
Range	2 - 97
Median age	51

Cases confirmed in Florida residents per day



Race, ethnicity	Cases	Hospitalizations	Deaths
White	230	38	6
Hispanic	16	3	0
Non-Hispanic	206	34	6
Unknown ethnicity	8	1	0
Black	19	2	0
Hispanic	0	0	0
Non-Hispanic	18	2	0
Unknown ethnicity	1	0	0
Other	19	5	0
Hispanic	3	0	0
Non-Hispanic	13	4	0
Unknown ethnicity	3	1	0
Unknown race	37	1	0
Hispanic	2	0	0
Non-Hispanic	0	0	0
Unknown ethnicity	35	1	0
Total	305	46	6

Outcomes for Florida residents

St. Johns		
Hospitalizations	46	(15% of all cases)
Deaths	6	(2% of all cases)

Statewide		
Hospitalizations	12,015	(16% of all cases)
Deaths	2,938	(4% of all cases)

Cases in facility staff/residents

St. Johns		
Long-term care	17	(6% of all cases)
Correctional	2	(1% of all cases)

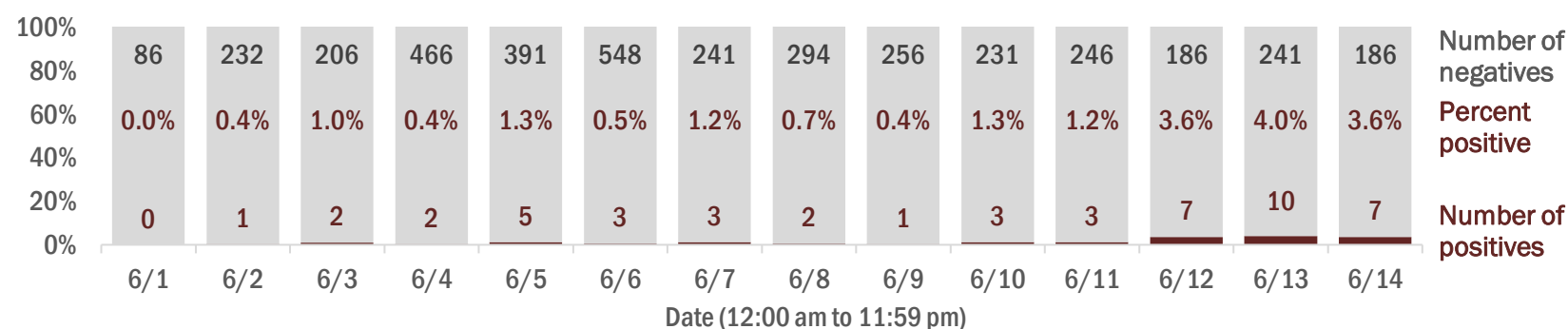
Statewide		
Long-term care	10,941	(15% of all cases)
Correctional	3,088	(4% of all cases)

Hospitalization counts include anyone who was hospitalized at some point during their illness. It does not reflect the number of people currently hospitalized.
Other race includes any person with a race of American Indian/Alaskan native, Asian, native Hawaiian/Pacific Islander, or other.

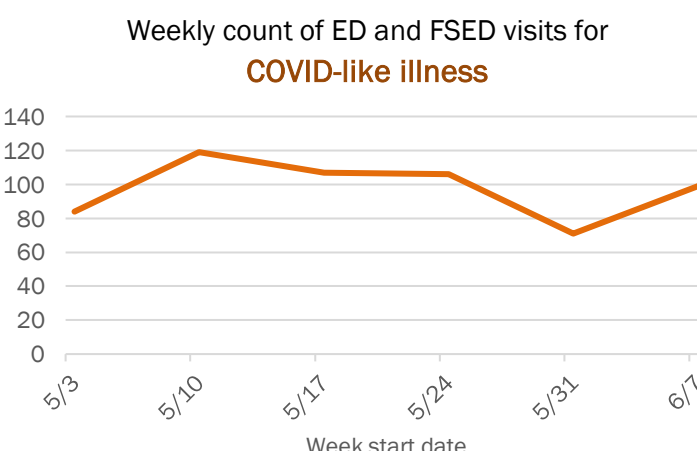
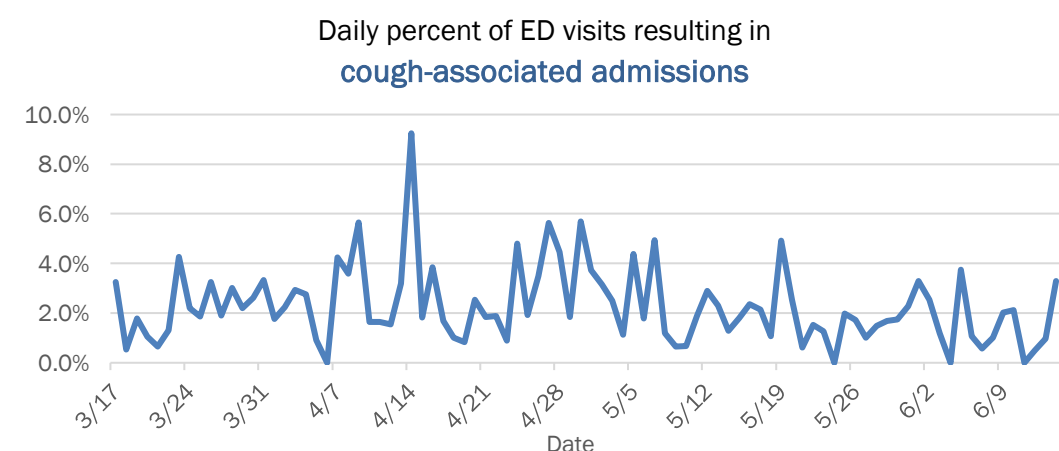
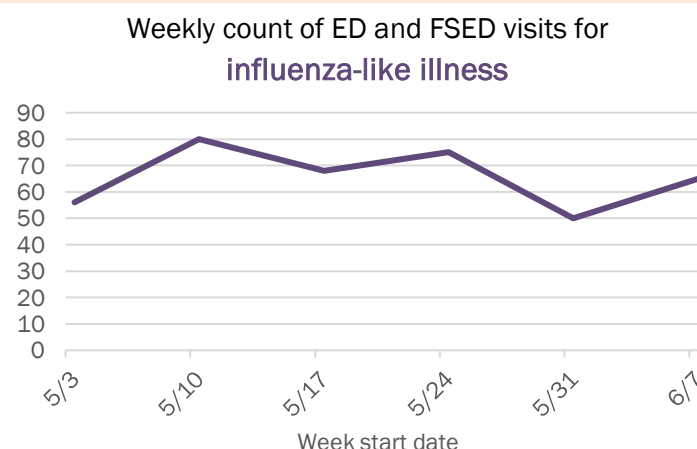
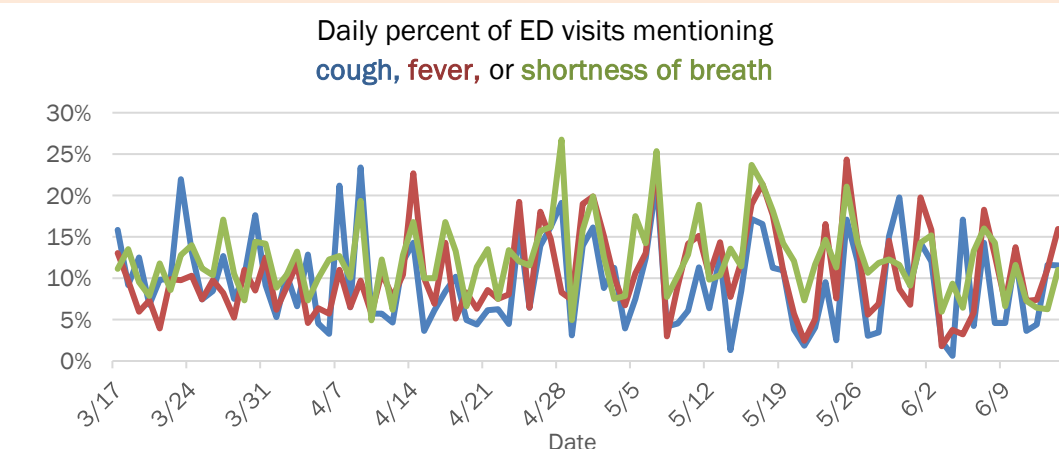
Laboratory testing for Florida residents and non-Florida residents over the past 2 weeks

Number and percent of positive labs

These counts include the number of people for whom the department received laboratory results by day. This percent is the number of people who test positive for the first time divided by all the people tested that day, excluding people who have previously tested positive.



Emergency department (ED) and freestanding ED (FSED) chief complaint and admission data for St. Johns County



The Electronic Surveillance System for the Early Notification of Community-Based Epidemics (ESSENCE-FL) includes chief complaint data from 211 of 212 Florida EDs and 74 of 79 Florida FSEDs. Data are transmitted electronically to ESSENCE-FL daily or hourly.

Coronavirus: summary for St. Lucie County

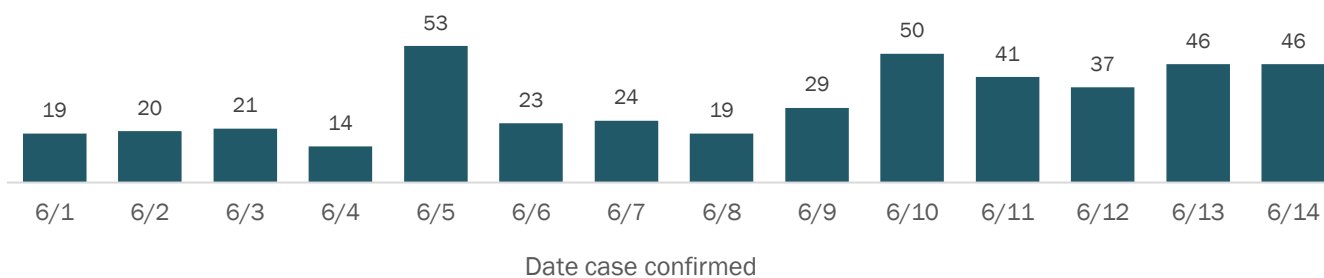
Data for Jun 15, 2020 (verified at 10 AM)

Data in this report are provisional and subject to change.

Confirmed cases

Total cases	926
Florida residents	915
Non-Florida residents	11
Gender for Florida residents	
Men	430
Women	484
Unknown	1
Age for Florida residents	
Range	0 - 97
Median age	48

Cases confirmed in Florida residents per day



Race, ethnicity	Cases	Hospitalizations	Deaths
White	334 (37%)	74 (54%)	24 (67%)
Hispanic	75 (8%)	6 (4%)	1 (3%)
Non-Hispanic	235 (26%)	64 (47%)	23 (64%)
Unknown ethnicity	24 (3%)	4 (3%)	0 (0%)
Black	184 (20%)	34 (25%)	7 (19%)
Hispanic	1 (0%)	1 (1%)	0 (0%)
Non-Hispanic	159 (17%)	32 (24%)	7 (19%)
Unknown ethnicity	24 (3%)	1 (1%)	0 (0%)
Other	82 (9%)	16 (12%)	1 (3%)
Hispanic	46 (5%)	9 (7%)	0 (0%)
Non-Hispanic	25 (3%)	5 (4%)	1 (3%)
Unknown ethnicity	11 (1%)	2 (1%)	0 (0%)
Unknown race	315 (34%)	12 (9%)	4 (11%)
Hispanic	7 (1%)	0 (0%)	0 (0%)
Non-Hispanic	2 (0%)	0 (0%)	0 (0%)
Unknown ethnicity	306 (33%)	12 (9%)	4 (11%)
Total	915	136	36

Outcomes for Florida residents

St. Lucie		
Hospitalizations	136	(15% of all cases)
Deaths	36	(4% of all cases)

Statewide

Hospitalizations	12,015	(16% of all cases)
Deaths	2,938	(4% of all cases)

Cases in facility staff/residents

St. Lucie		
Long-term care	120	(13% of all cases)
Correctional	42	(5% of all cases)

Statewide

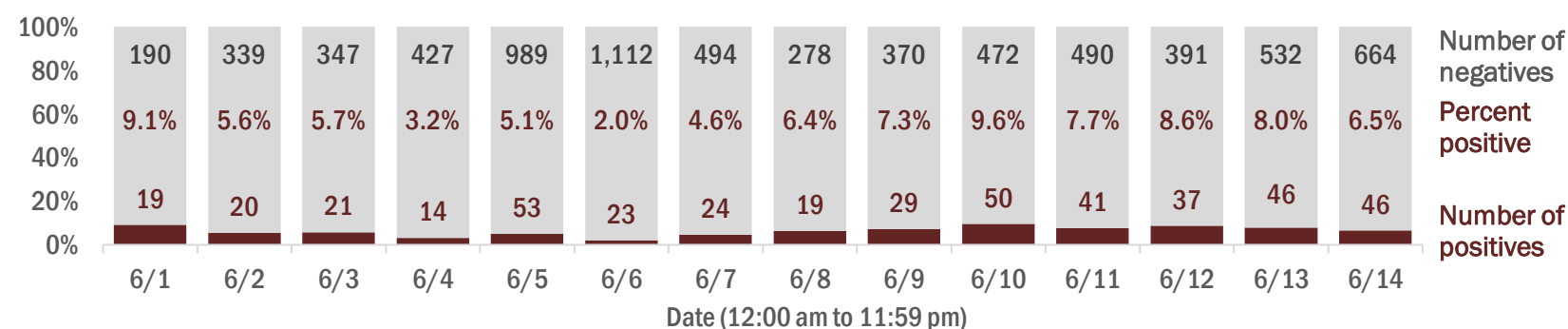
Long-term care	10,941	(15% of all cases)
Correctional	3,088	(4% of all cases)

Hospitalization counts include anyone who was hospitalized at some point during their illness. It does not reflect the number of people currently hospitalized.
Other race includes any person with a race of American Indian/Alaskan native, Asian, native Hawaiian/Pacific Islander, or other.

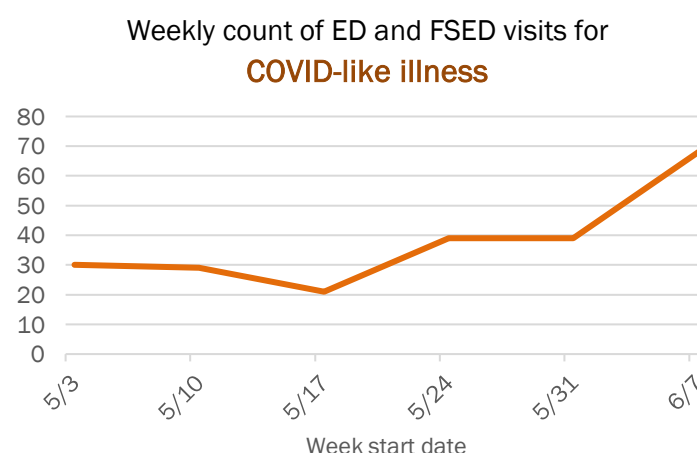
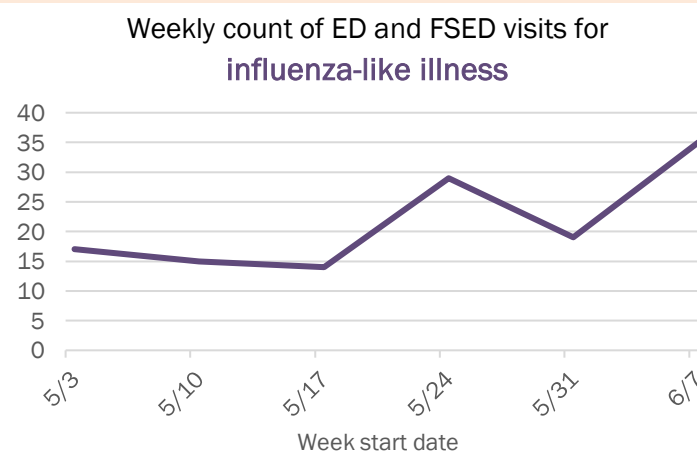
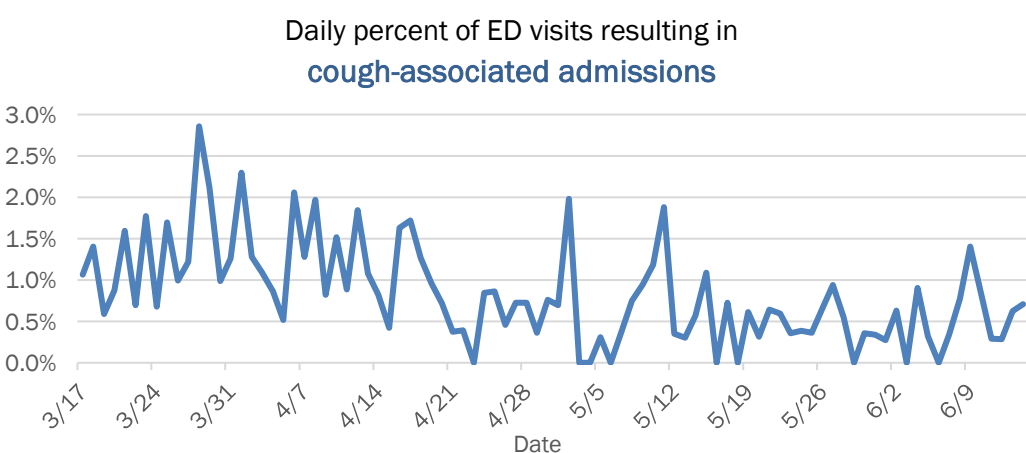
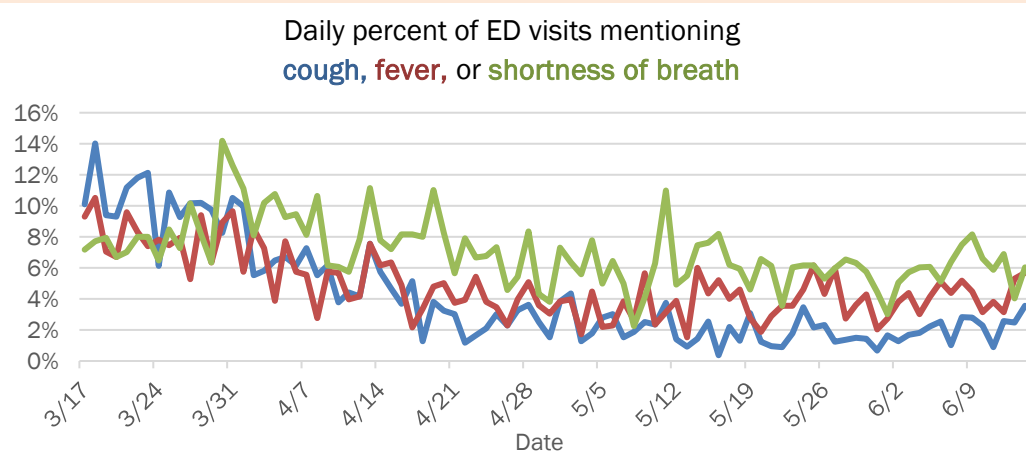
Laboratory testing for Florida residents and non-Florida residents over the past 2 weeks

Number and percent of positive labs

These counts include the number of people for whom the department received laboratory results by day. This percent is the number of people who test positive for the first time divided by all the people tested that day, excluding people who have previously tested positive.



Emergency department (ED) and freestanding ED (FSED) chief complaint and admission data for St. Lucie County



The Electronic Surveillance System for the Early Notification of Community-Based Epidemics (ESSENCE-FL) includes chief complaint data from 211 of 212 Florida EDs and 74 of 79 Florida FSEDs. Data are transmitted electronically to ESSENCE-FL daily or hourly.

Coronavirus: summary for Sumter County

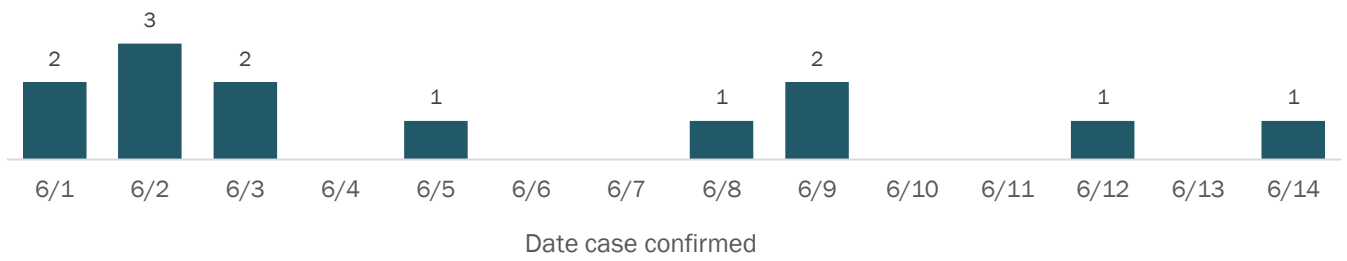
Data for Jun 15, 2020 (verified at 10 AM)

Data in this report are provisional and subject to change.

Confirmed cases

Total cases	267
Florida residents	265
Non-Florida residents	2
Gender for Florida residents	
Men	188
Women	77
Unknown	0
Age for Florida residents	
Range	10 - 92
Median age	65

Cases confirmed in Florida residents per day



Race, ethnicity	Cases	Hospitalizations	Deaths
White	223 (84%)	39 (87%)	15 (88%)
Hispanic	15 (6%)	3 (7%)	0 (0%)
Non-Hispanic	205 (77%)	36 (80%)	15 (88%)
Unknown ethnicity	3 (1%)	0 (0%)	0 (0%)
Black	34 (13%)	5 (11%)	1 (6%)
Hispanic	0 (0%)	0 (0%)	0 (0%)
Non-Hispanic	34 (13%)	5 (11%)	1 (6%)
Unknown ethnicity	0 (0%)	0 (0%)	0 (0%)
Other	5 (2%)	1 (2%)	1 (6%)
Hispanic	2 (1%)	0 (0%)	0 (0%)
Non-Hispanic	3 (1%)	1 (2%)	1 (6%)
Unknown ethnicity	0 (0%)	0 (0%)	0 (0%)
Unknown race	3 (1%)	0 (0%)	0 (0%)
Hispanic	0 (0%)	0 (0%)	0 (0%)
Non-Hispanic	0 (0%)	0 (0%)	0 (0%)
Unknown ethnicity	3 (1%)	0 (0%)	0 (0%)
Total	265	45	17

Outcomes for Florida residents

Sumter	
Hospitalizations	45 (17% of all cases)
Deaths	17 (6% of all cases)

Statewide

Hospitalizations	12,015 (16% of all cases)
Deaths	2,938 (4% of all cases)

Cases in facility staff/residents

Sumter	
Long-term care	10 (4% of all cases)
Correctional	115 (43% of all cases)

Statewide

Long-term care	10,941 (15% of all cases)
Correctional	3,088 (4% of all cases)

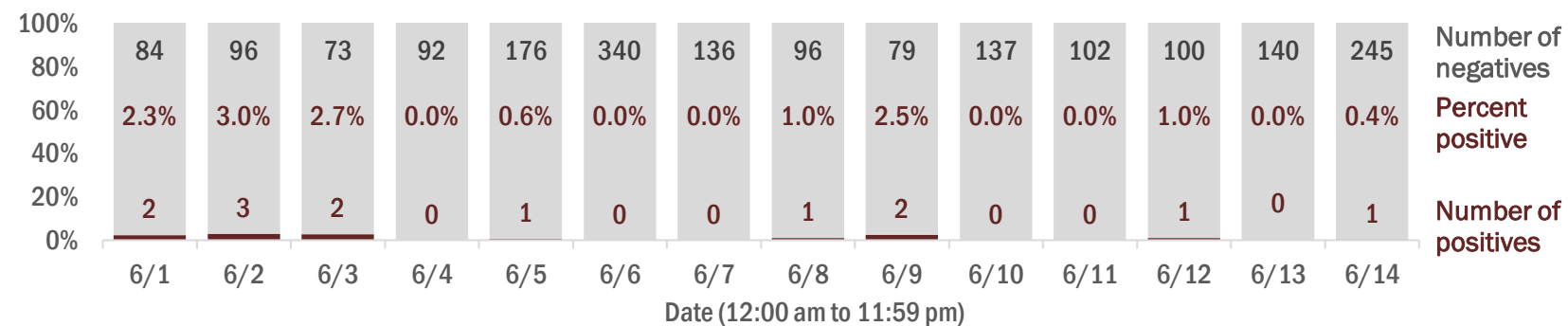
Hospitalization counts include anyone who was hospitalized at some point during their illness. It does not reflect the number of people currently hospitalized.

Other race includes any person with a race of American Indian/Alaskan native, Asian, native Hawaiian/Pacific Islander, or other.

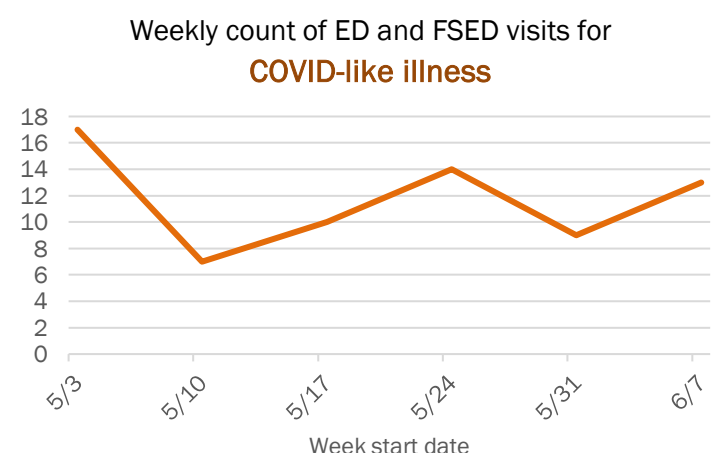
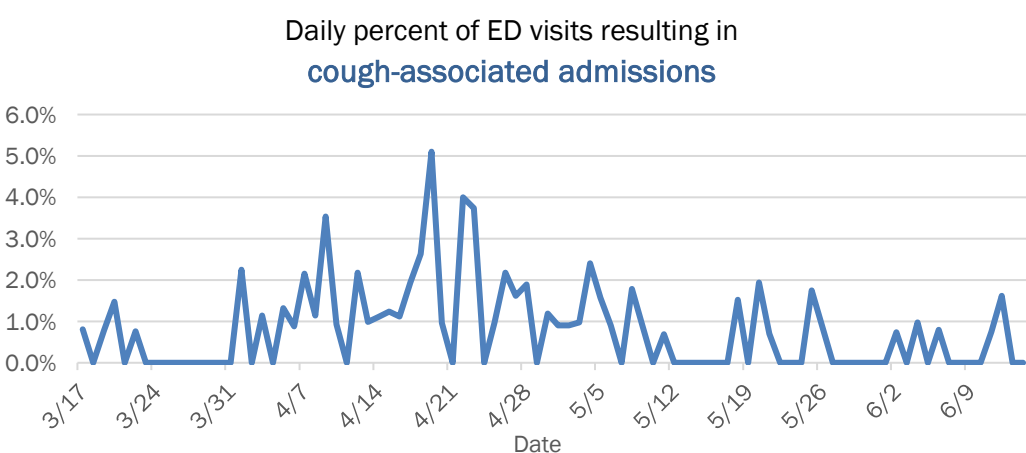
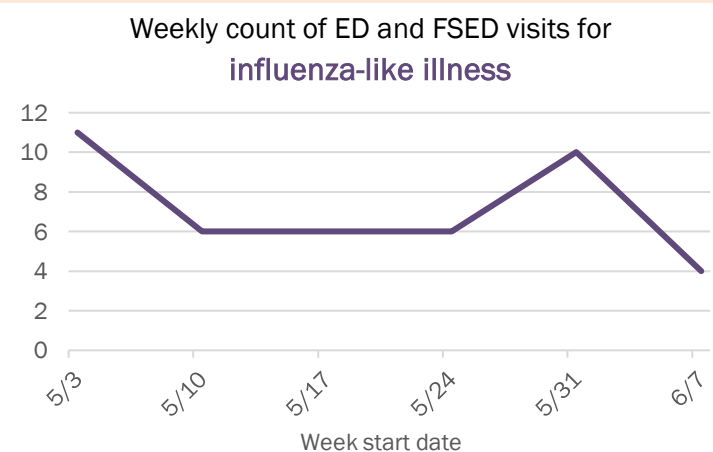
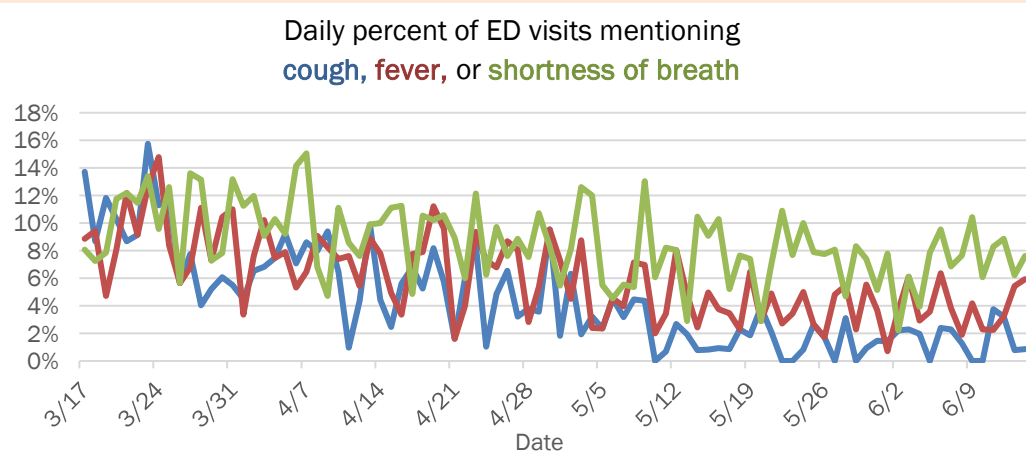
Laboratory testing for Florida residents and non-Florida residents over the past 2 weeks

Number and percent of positive labs

These counts include the number of people for whom the department received laboratory results by day. This percent is the number of people who test positive for the first time divided by all the people tested that day, excluding people who have previously tested positive.



Emergency department (ED) and freestanding ED (FSED) chief complaint and admission data for Sumter County



The Electronic Surveillance System for the Early Notification of Community-Based Epidemics (ESSENCE-FL) includes chief complaint data from 211 of 212 Florida EDs and 74 of 79 Florida FSEDs. Data are transmitted electronically to ESSENCE-FL daily or hourly.

Coronavirus: summary for Suwannee County

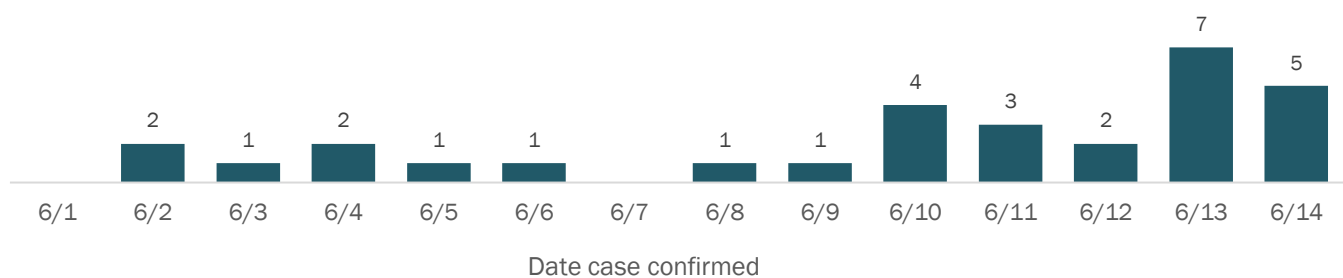
Data for Jun 15, 2020 (verified at 10 AM)

Data in this report are provisional and subject to change.

Confirmed cases

Total cases	200
Florida residents	195
Non-Florida residents	5
Gender for Florida residents	
Men	63
Women	132
Unknown	0
Age for Florida residents	
Range	1 - 102
Median age	53

Cases confirmed in Florida residents per day



Race, ethnicity	Cases	Hospitalizations	Deaths
White	121 (62%)	26 (65%)	15 (83%)
Hispanic	18 (9%)	3 (8%)	1 (6%)
Non-Hispanic	102 (52%)	23 (58%)	14 (78%)
Unknown ethnicity	1 (1%)	0 (0%)	0 (0%)
Black	45 (23%)	11 (28%)	3 (17%)
Hispanic	0 (0%)	0 (0%)	0 (0%)
Non-Hispanic	44 (23%)	10 (25%)	3 (17%)
Unknown ethnicity	1 (1%)	1 (3%)	0 (0%)
Other	11 (6%)	2 (5%)	0 (0%)
Hispanic	10 (5%)	2 (5%)	0 (0%)
Non-Hispanic	1 (1%)	0 (0%)	0 (0%)
Unknown ethnicity	0 (0%)	0 (0%)	0 (0%)
Unknown race	18 (9%)	1 (3%)	0 (0%)
Hispanic	5 (3%)	0 (0%)	0 (0%)
Non-Hispanic	0 (0%)	0 (0%)	0 (0%)
Unknown ethnicity	13 (7%)	1 (3%)	0 (0%)
Total	195	40	18

Outcomes for Florida residents

Suwannee		
Hospitalizations	40	(21% of all cases)
Deaths	18	(9% of all cases)

Statewide		
Hospitalizations	12,015	(16% of all cases)
Deaths	2,938	(4% of all cases)

Cases in facility staff/residents

Suwannee		
Long-term care	119	(61% of all cases)
Correctional	1	(1% of all cases)

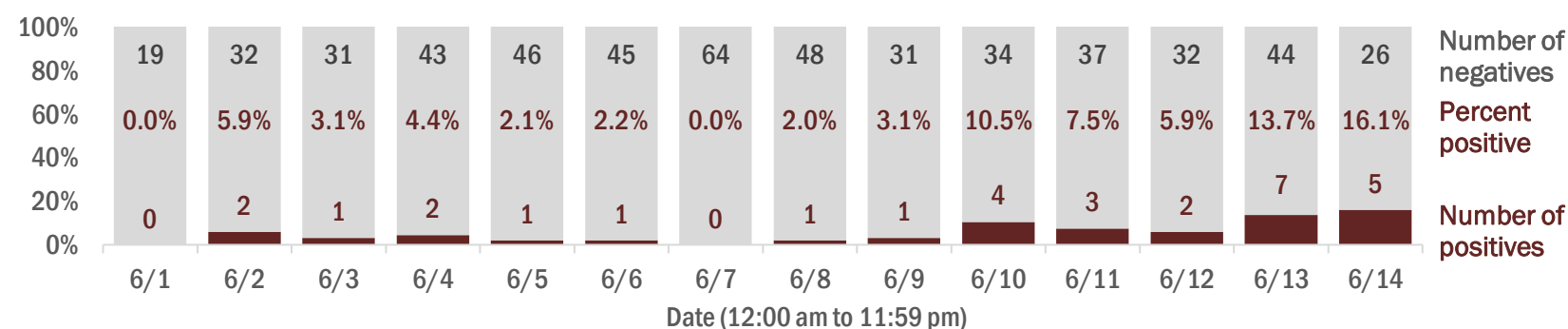
Statewide		
Long-term care	10,941	(15% of all cases)
Correctional	3,088	(4% of all cases)

Hospitalization counts include anyone who was hospitalized at some point during their illness. It does not reflect the number of people currently hospitalized.
Other race includes any person with a race of American Indian/Alaskan native, Asian, native Hawaiian/Pacific Islander, or other.

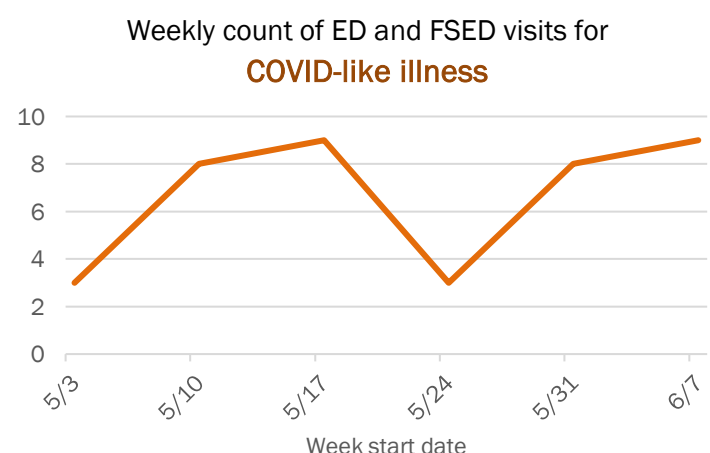
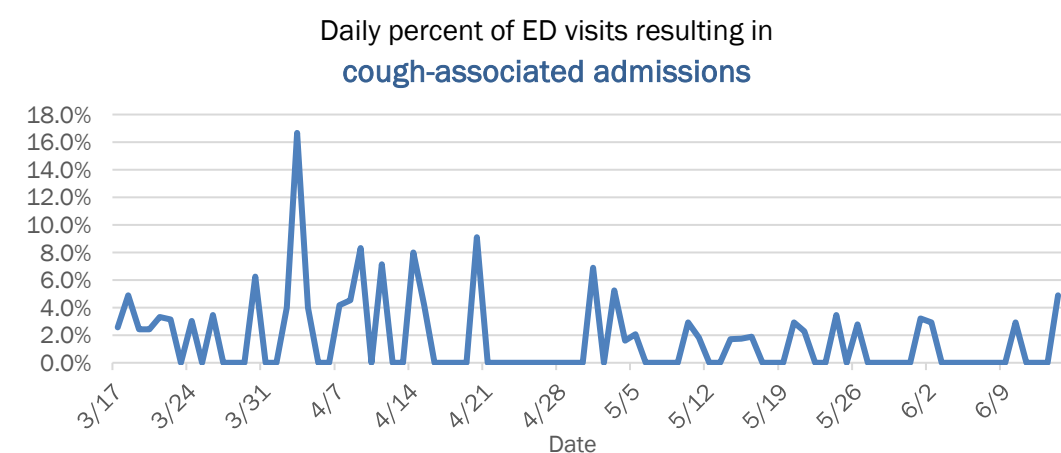
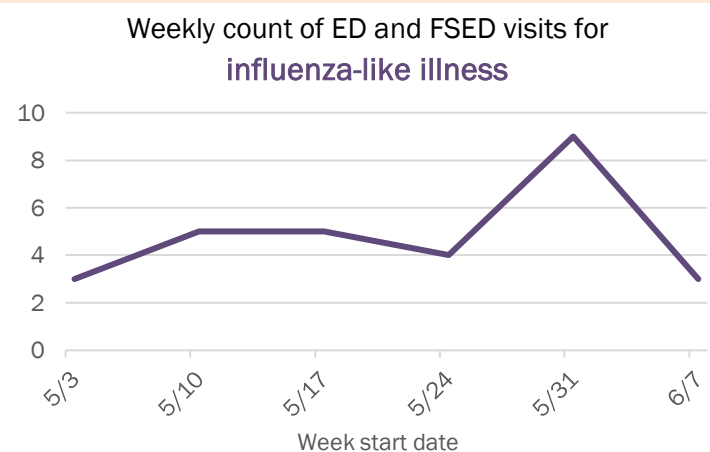
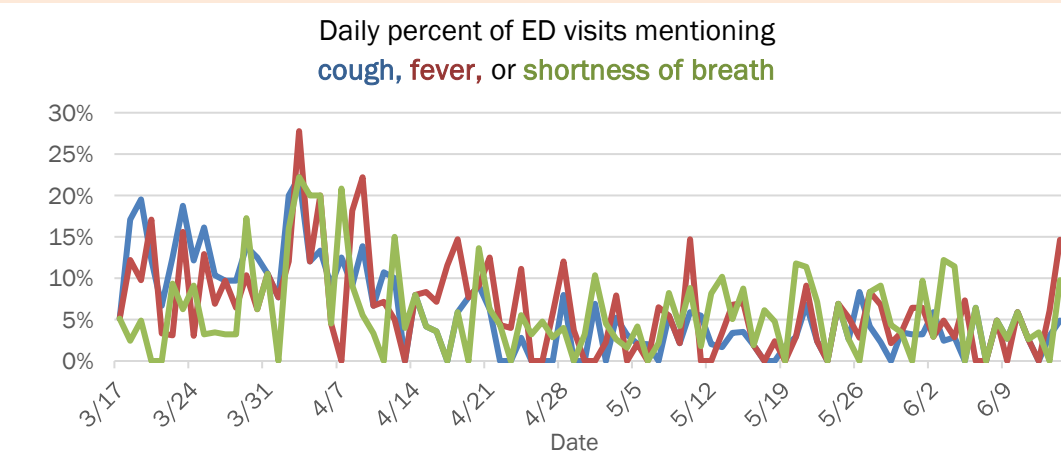
Laboratory testing for Florida residents and non-Florida residents over the past 2 weeks

Number and percent of positive labs

These counts include the number of people for whom the department received laboratory results by day. This percent is the number of people who test positive for the first time divided by all the people tested that day, excluding people who have previously tested positive.



Emergency department (ED) and freestanding ED (FSED) chief complaint and admission data for Suwannee County



The Electronic Surveillance System for the Early Notification of Community-Based Epidemics (ESSENCE-FL) includes chief complaint data from 211 of 212 Florida EDs and 74 of 79 Florida FSEDs. Data are transmitted electronically to ESSENCE-FL daily or hourly.

Coronavirus: summary for Taylor County

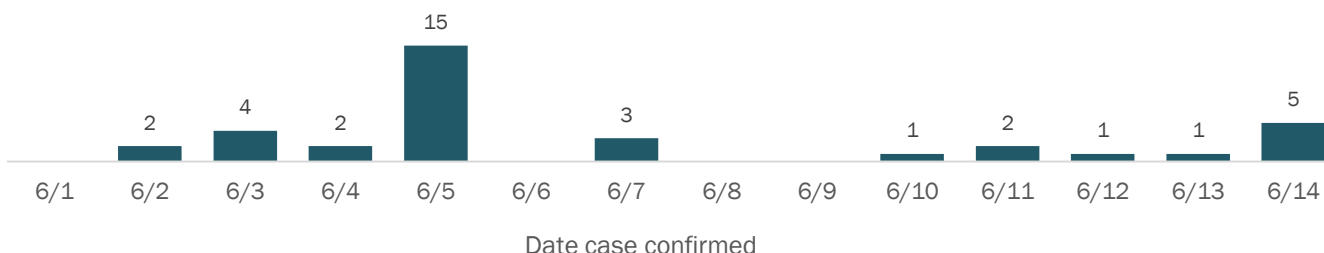
Data for Jun 15, 2020 (verified at 10 AM)

Data in this report are provisional and subject to change.

Confirmed cases

Total cases	59
Florida residents	58
Non-Florida residents	1
Gender for Florida residents	
Men	39
Women	19
Unknown	0
Age for Florida residents	
Range	6 - 84
Median age	32

Cases confirmed in Florida residents per day



Race, ethnicity	Cases	Hospitalizations	Deaths
White	38 (66%)	5 (83%)	0 (N/A)
Hispanic	6 (10%)	1 (17%)	0 (N/A)
Non-Hispanic	31 (53%)	4 (67%)	0 (N/A)
Unknown ethnicity	1 (2%)	0 (0%)	0 (N/A)
Black	3 (5%)	1 (17%)	0 (N/A)
Hispanic	0 (0%)	0 (0%)	0 (N/A)
Non-Hispanic	3 (5%)	1 (17%)	0 (N/A)
Unknown ethnicity	0 (0%)	0 (0%)	0 (N/A)
Other	15 (26%)	0 (0%)	0 (N/A)
Hispanic	15 (26%)	0 (0%)	0 (N/A)
Non-Hispanic	0 (0%)	0 (0%)	0 (N/A)
Unknown ethnicity	0 (0%)	0 (0%)	0 (N/A)
Unknown race	2 (3%)	0 (0%)	0 (N/A)
Hispanic	0 (0%)	0 (0%)	0 (N/A)
Non-Hispanic	0 (0%)	0 (0%)	0 (N/A)
Unknown ethnicity	2 (3%)	0 (0%)	0 (N/A)
Total	58	6	0

Outcomes for Florida residents

Taylor	
Hospitalizations	6 (10% of all cases)
Deaths	0 (0% of all cases)

Statewide

Hospitalizations	12,015 (16% of all cases)
Deaths	2,938 (4% of all cases)

Cases in facility staff/residents

Taylor	
Long-term care	1 (2% of all cases)
Correctional	0 (0% of all cases)

Statewide

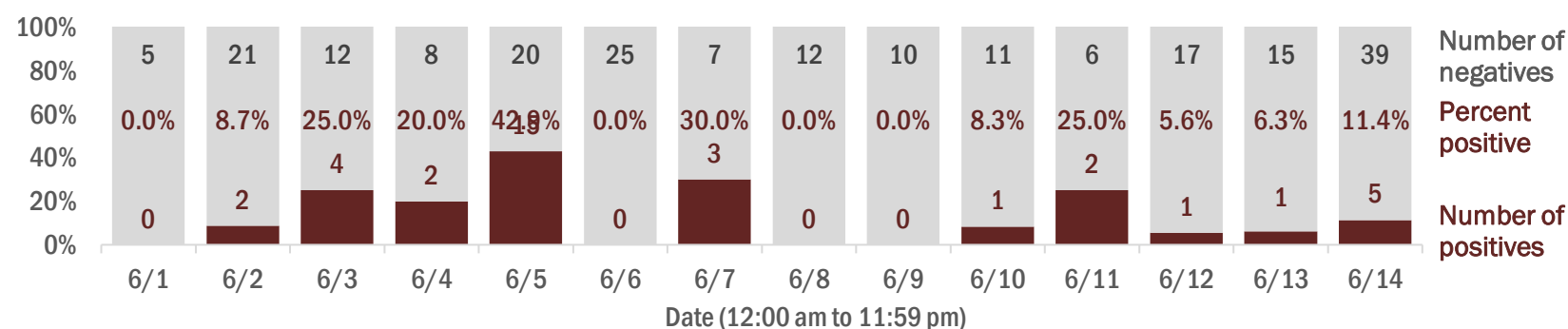
Long-term care	10,941 (15% of all cases)
Correctional	3,088 (4% of all cases)

Hospitalization counts include anyone who was hospitalized at some point during their illness. It does not reflect the number of people currently hospitalized.
Other race includes any person with a race of American Indian/Alaskan native, Asian, native Hawaiian/Pacific Islander, or other.

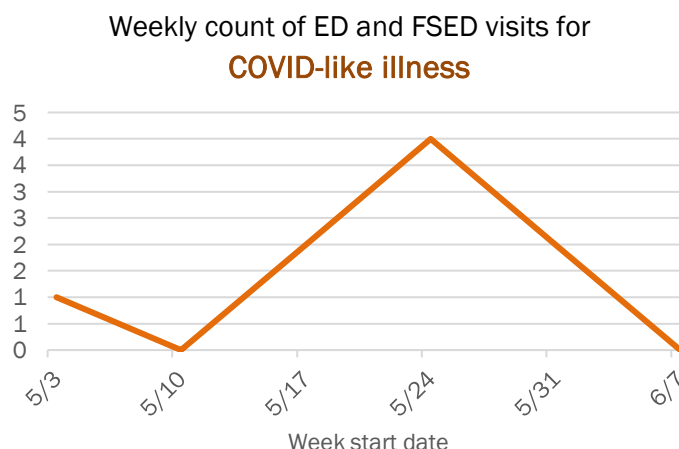
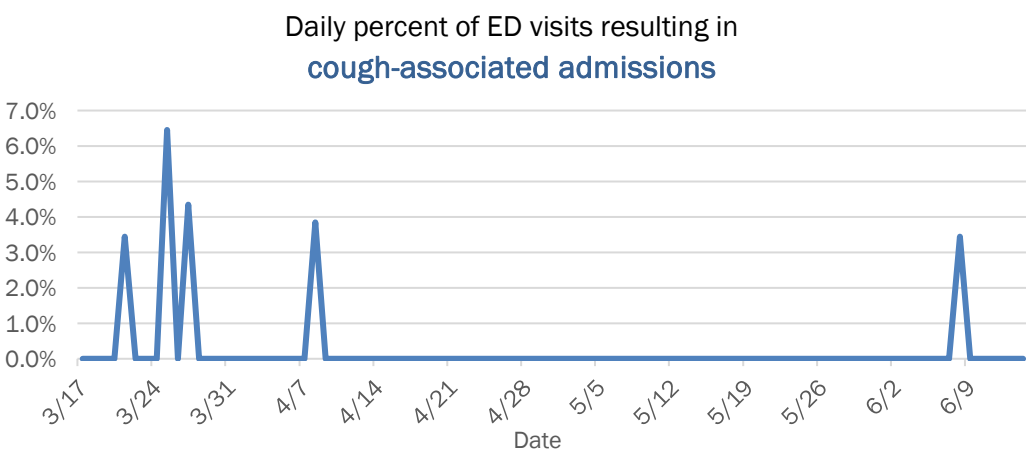
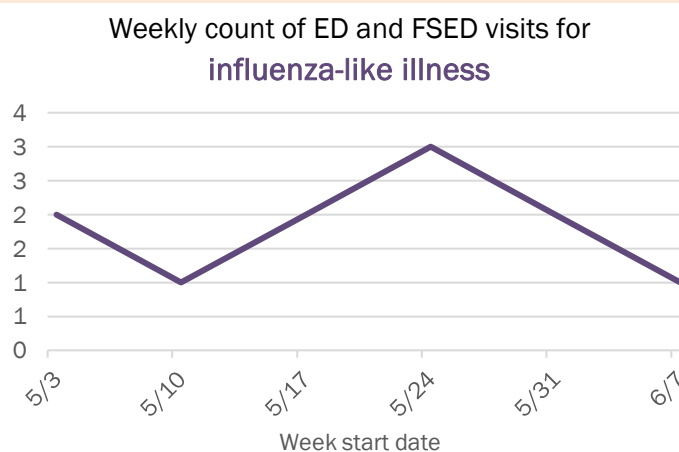
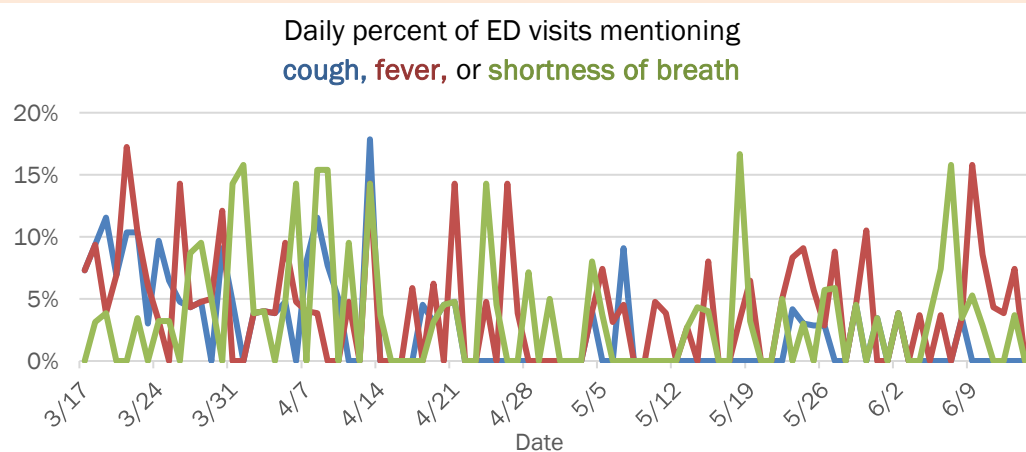
Laboratory testing for Florida residents and non-Florida residents over the past 2 weeks

Number and percent of positive labs

These counts include the number of people for whom the department received laboratory results by day. This percent is the number of people who test positive for the first time divided by all the people tested that day, excluding people who have previously tested positive.



Emergency department (ED) and freestanding ED (FSED) chief complaint and admission data for Taylor County



The Electronic Surveillance System for the Early Notification of Community-Based Epidemics (ESSENCE-FL) includes chief complaint data from 211 of 212 Florida EDs and 74 of 79 Florida FSEDs. Data are transmitted electronically to ESSENCE-FL daily or hourly.

Coronavirus: summary for Union County

Data for Jun 15, 2020 (verified at 10 AM)

Data in this report are provisional and subject to change.

Confirmed cases		Cases confirmed in Florida residents per day			
Total cases	38				
Florida residents	38				
Non-Florida residents	0				
Gender for Florida residents					
Men	32				
Women	6				
Unknown	0				
Age for Florida residents					
Range	25 - 80				
Median age	63				
Race, ethnicity		Cases	Hospitalizations	Deaths	
White	24	63%	6	75%	0
Hispanic	0	0%	0	0%	0
Non-Hispanic	24	63%	6	75%	0
Unknown ethnicity	0	0%	0	0%	0
Black	11	29%	2	25%	1
Hispanic	1	3%	1	13%	0
Non-Hispanic	10	26%	1	13%	1
Unknown ethnicity	0	0%	0	0%	0
Other	2	5%	0	0%	0
Hispanic	0	0%	0	0%	0
Non-Hispanic	2	5%	0	0%	0
Unknown ethnicity	0	0%	0	0%	0
Unknown race	1	3%	0	0%	0
Hispanic	0	0%	0	0%	0
Non-Hispanic	0	0%	0	0%	0
Unknown ethnicity	1	3%	0	0%	0
Total	38		8		1

Outcomes for Florida residents	
Union	
Hospitalizations	8 (21% of all cases)
Deaths	1 (3% of all cases)
Statewide	
Hospitalizations	12,015 (16% of all cases)
Deaths	2,938 (4% of all cases)

Cases in facility staff/residents	
Union	
Long-term care	0 (0% of all cases)
Correctional	27 (71% of all cases)
Statewide	
Long-term care	10,941 (15% of all cases)
Correctional	3,088 (4% of all cases)

Hospitalization counts include anyone who was hospitalized at some point during their illness. It does not reflect the number of people currently hospitalized.
Other race includes any person with a race of American Indian/Alaskan native, Asian, native Hawaiian/Pacific Islander, or other.

Laboratory testing for Florida residents and non-Florida residents over the past 2 weeks

Number and percent of positive labs

These counts include the number of people for whom the department received laboratory results by day. This percent is the number of people who test positive for the first time divided by all the people tested that day, excluding people who have previously tested positive.

Date	Number of positives	Percent positive	Number of negatives
6/1	1	14.3%	6
6/2	0	0.0%	12
6/3	1	3.8%	25
6/4	0	0.0%	17
6/5	2	8.0%	23
6/6	2	4.5%	42
6/7	0	0.0%	16
6/8	0	0.0%	15
6/9	0	0.0%	17
6/10	0	0.0%	17
6/11	0	0.0%	17
6/12	0	0.0%	12
6/13	0	0.0%	25
6/14	0	0.0%	13

Emergency department (ED) and freestanding ED (FSED) chief complaint and admission data for Union County

Daily percent of ED visits mentioning cough, fever, or shortness of breath

Weekly count of ED and FSED visits for influenza-like illness

Daily percent of ED visits resulting in cough-associated admissions

Weekly count of ED and FSED visits for COVID-like illness

The Electronic Surveillance System for the Early Notification of Community-Based Epidemics (ESSENCE-FL) includes chief complaint data from 211 of 212 Florida EDs and 74 of 79 Florida FSEDs. Data are transmitted electronically to ESSENCE-FL daily or hourly.

Coronavirus: summary for Volusia County

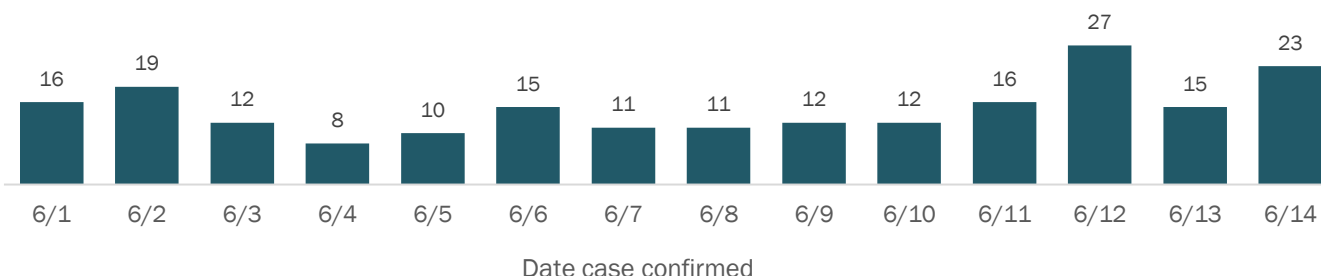
Data for Jun 15, 2020 (verified at 10 AM)

Data in this report are provisional and subject to change.

Confirmed cases

Total cases	946
Florida residents	932
Non-Florida residents	14
Gender for Florida residents	
Men	466
Women	466
Unknown	0
Age for Florida residents	
Range	0 - 102
Median age	52

Cases confirmed in Florida residents per day



Race, ethnicity	Cases	Hospitalizations	Deaths
White	508 (55%)	109 (63%)	39 (81%)
Hispanic	73 (8%)	10 (6%)	1 (2%)
Non-Hispanic	420 (45%)	97 (56%)	38 (79%)
Unknown ethnicity	15 (2%)	2 (1%)	0 (0%)
Black	220 (24%)	33 (19%)	4 (8%)
Hispanic	6 (1%)	1 (1%)	0 (0%)
Non-Hispanic	205 (22%)	32 (19%)	4 (8%)
Unknown ethnicity	9 (1%)	0 (0%)	0 (0%)
Other	148 (16%)	29 (17%)	5 (10%)
Hispanic	41 (4%)	6 (3%)	0 (0%)
Non-Hispanic	96 (10%)	21 (12%)	5 (10%)
Unknown ethnicity	11 (1%)	2 (1%)	0 (0%)
Unknown race	56 (6%)	1 (1%)	0 (0%)
Hispanic	0 (0%)	0 (0%)	0 (0%)
Non-Hispanic	3 (0%)	0 (0%)	0 (0%)
Unknown ethnicity	53 (6%)	1 (1%)	0 (0%)
Total	932	172	48

Outcomes for Florida residents

Volusia		
Hospitalizations	172	(18% of all cases)
Deaths	48	(5% of all cases)

Statewide

Hospitalizations	12,015	(16% of all cases)
Deaths	2,938	(4% of all cases)

Cases in facility staff/residents

Volusia		
Long-term care	148	(16% of all cases)
Correctional	161	(17% of all cases)

Statewide

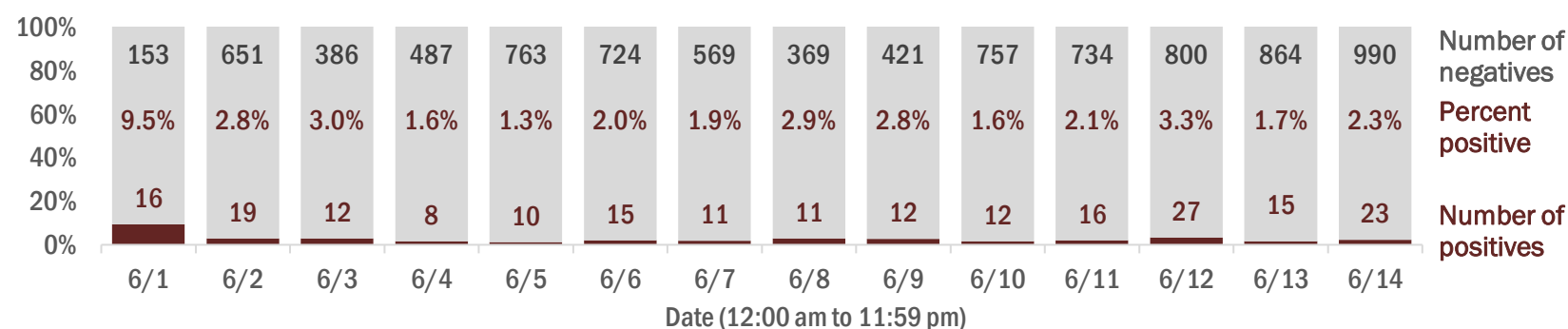
Long-term care	10,941	(15% of all cases)
Correctional	3,088	(4% of all cases)

Hospitalization counts include anyone who was hospitalized at some point during their illness. It does not reflect the number of people currently hospitalized.
Other race includes any person with a race of American Indian/Alaskan native, Asian, native Hawaiian/Pacific Islander, or other.

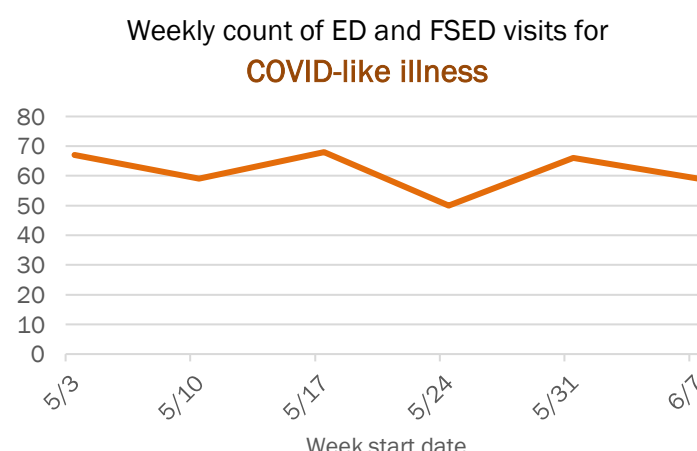
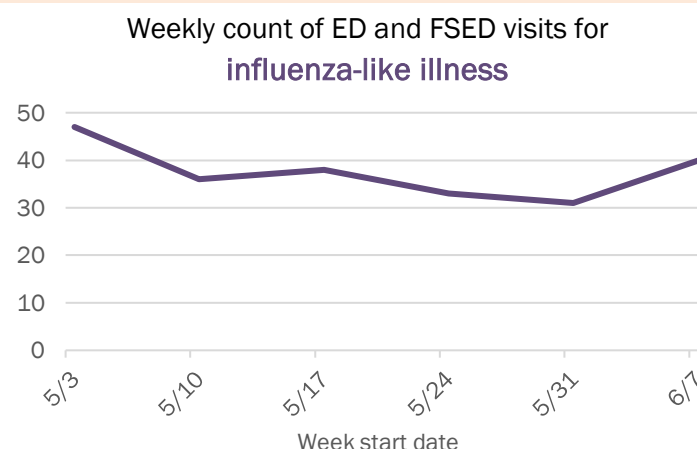
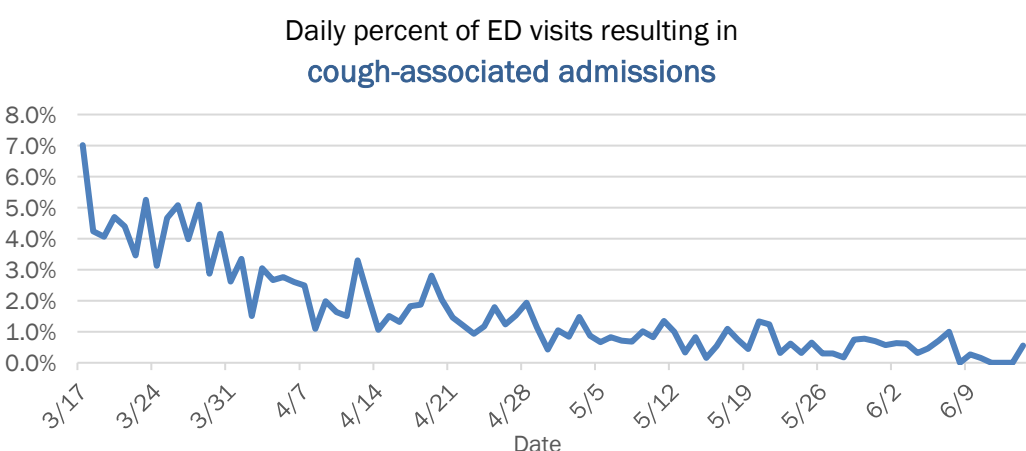
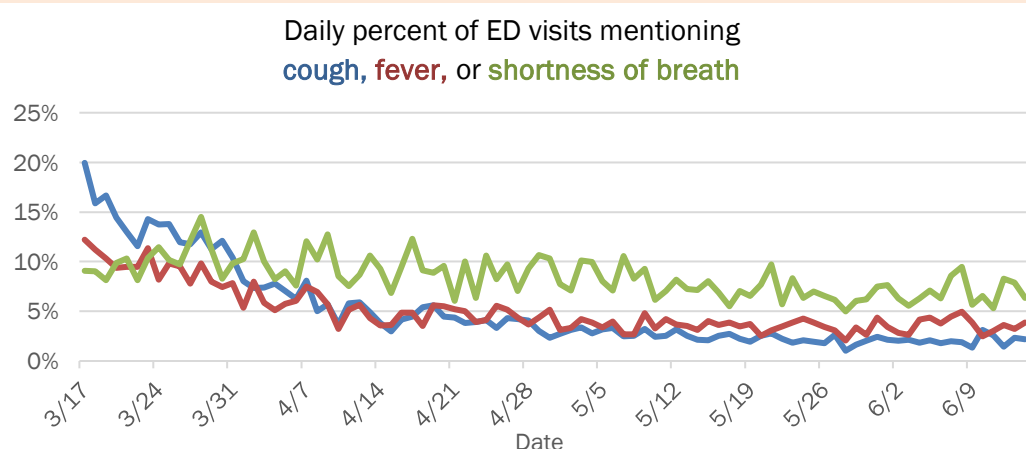
Laboratory testing for Florida residents and non-Florida residents over the past 2 weeks

Number and percent of positive labs

These counts include the number of people for whom the department received laboratory results by day. This percent is the number of people who test positive for the first time divided by all the people tested that day, excluding people who have previously tested positive.



Emergency department (ED) and freestanding ED (FSED) chief complaint and admission data for Volusia County



The Electronic Surveillance System for the Early Notification of Community-Based Epidemics (ESSENCE-FL) includes chief complaint data from 211 of 212 Florida EDs and 74 of 79 Florida FSEDs. Data are transmitted electronically to ESSENCE-FL daily or hourly.

Coronavirus: summary for Wakulla County

Data for Jun 15, 2020 (verified at 10 AM)

Data in this report are provisional and subject to change.

Confirmed cases		Cases confirmed in Florida residents per day													
Total cases	35	6/1	6/2	6/3	6/4	6/5	6/6	6/7	6/8	6/9	6/10	6/11	6/12	6/13	6/14
Florida residents	33														
Non-Florida residents	2														
Gender for Florida residents															
Men	10														
Women	23														
Unknown	0														
Age for Florida residents															
Range	18 - 86														
Median age	46														
Race, ethnicity		Cases		Hospitalizations		Deaths		Outcomes for Florida residents							
White	17	52%	2	40%	1	100%	Wakulla								
Hispanic	0	0%	0	0%	0	0%	Hospitalizations	5	(15% of all cases)						
Non-Hispanic	17	52%	2	40%	1	100%	Deaths	1	(3% of all cases)						
Unknown ethnicity	0	0%	0	0%	0	0%	Statewide								
Black	13	39%	2	40%	0	0%	Hospitalizations	12,015	(16% of all cases)						
Hispanic	0	0%	0	0%	0	0%	Deaths	2,938	(4% of all cases)						
Non-Hispanic	13	39%	2	40%	0	0%	Cases in facility staff/residents								
Unknown ethnicity	0	0%	0	0%	0	0%	Wakulla								
Other	3	9%	1	20%	0	0%	Long-term care	12	(36% of all cases)						
Hispanic	0	0%	0	0%	0	0%	Correctional	4	(12% of all cases)						
Non-Hispanic	3	9%	1	20%	0	0%	Statewide								
Unknown ethnicity	0	0%	0	0%	0	0%	Long-term care	10,941	(15% of all cases)						
Unknown race	0	0%	0	0%	0	0%	Correctional	3,088	(4% of all cases)						
Hispanic	0	0%	0	0%	0	0%									
Non-Hispanic	0	0%	0	0%	0	0%									
Unknown ethnicity	0	0%	0	0%	0	0%									
Total	33	5		1											

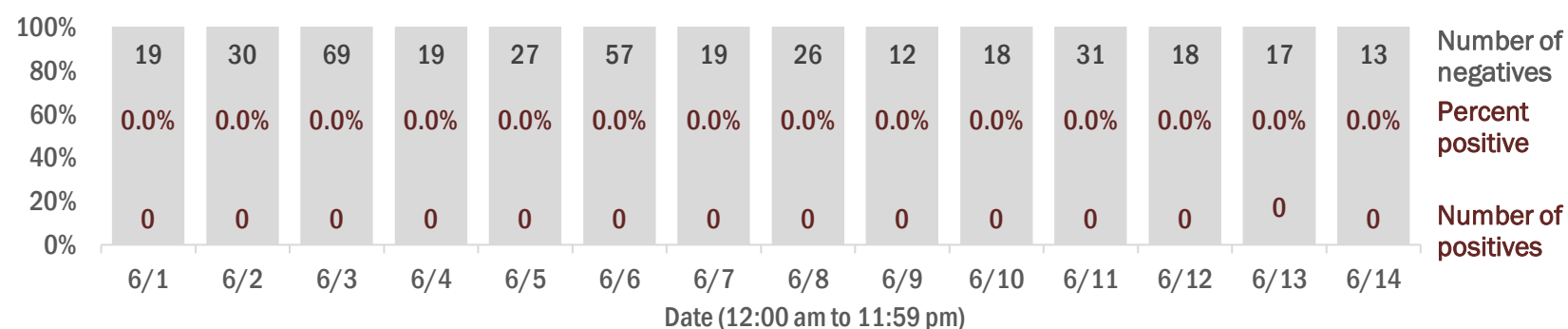
Hospitalization counts include anyone who was hospitalized at some point during their illness. It does not reflect the number of people currently hospitalized.

Other race includes any person with a race of American Indian/Alaskan native, Asian, native Hawaiian/Pacific Islander, or other.

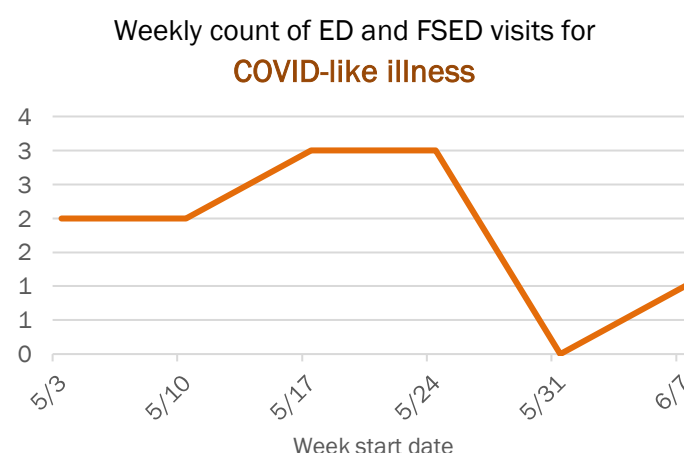
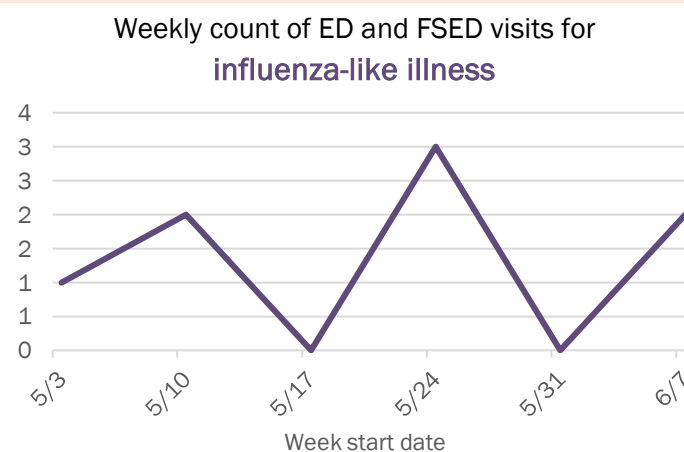
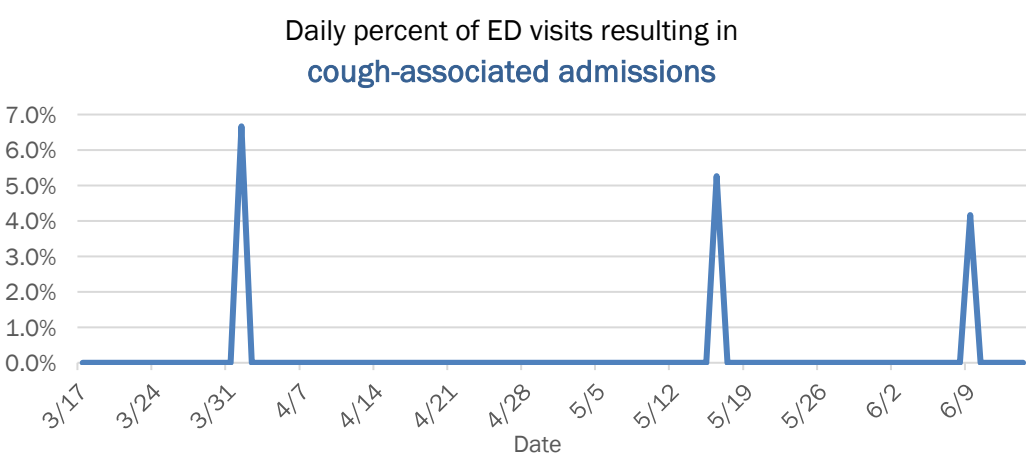
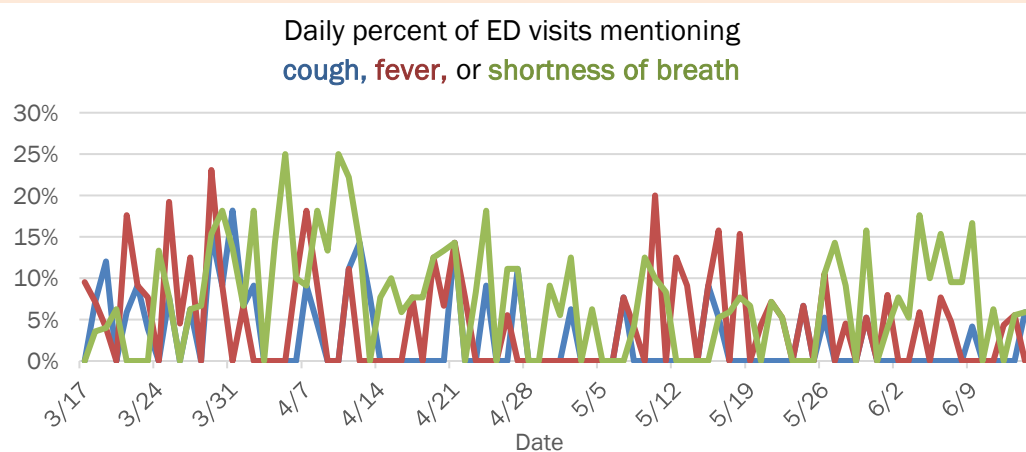
Laboratory testing for Florida residents and non-Florida residents over the past 2 weeks

Number and percent of positive labs

These counts include the number of people for whom the department received laboratory results by day. This percent is the number of people who test positive for the first time divided by all the people tested that day, excluding people who have previously tested positive.



Emergency department (ED) and freestanding ED (FSED) chief complaint and admission data for Wakulla County



The Electronic Surveillance System for the Early Notification of Community-Based Epidemics (ESSENCE-FL) includes chief complaint data from 211 of 212 Florida EDs and 74 of 79 Florida FSEDs. Data are transmitted electronically to ESSENCE-FL daily or hourly.

Coronavirus: summary for Walton County

Data for Jun 15, 2020 (verified at 10 AM)

Data in this report are provisional and subject to change.

Confirmed cases		Cases confirmed in Florida residents per day													
Total cases	150														
Florida residents	132														
Non-Florida residents	18														
Gender for Florida residents															
Men	57														
Women	75														
Unknown	0														
Age for Florida residents															
Range	1 - 101														
Median age	49														
		Date case confirmed													
		6/1	6/2	6/3	6/4	6/5	6/6	6/7	6/8	6/9	6/10	6/11	6/12	6/13	6/14

Race, ethnicity	Cases	Hospitalizations	Deaths
White	120 (91%)	18 (90%)	9 (100%)
Hispanic	31 (23%)	3 (15%)	0 (0%)
Non-Hispanic	88 (67%)	14 (70%)	9 (100%)
Unknown ethnicity	1 (1%)	1 (5%)	0 (0%)
Black	9 (7%)	2 (10%)	0 (0%)
Hispanic	0 (0%)	0 (0%)	0 (0%)
Non-Hispanic	8 (6%)	2 (10%)	0 (0%)
Unknown ethnicity	1 (1%)	0 (0%)	0 (0%)
Other	1 (1%)	0 (0%)	0 (0%)
Hispanic	1 (1%)	0 (0%)	0 (0%)
Non-Hispanic	0 (0%)	0 (0%)	0 (0%)
Unknown ethnicity	0 (0%)	0 (0%)	0 (0%)
Unknown race	2 (2%)	0 (0%)	0 (0%)
Hispanic	0 (0%)	0 (0%)	0 (0%)
Non-Hispanic	0 (0%)	0 (0%)	0 (0%)
Unknown ethnicity	2 (2%)	0 (0%)	0 (0%)
Total	132	20	9

Outcomes for Florida residents		
Walton		
Hospitalizations	20	(15% of all cases)
Deaths	9	(7% of all cases)
Statewide		
Hospitalizations	12,015	(16% of all cases)
Deaths	2,938	(4% of all cases)

Cases in facility staff/residents		
Walton		
Long-term care	54	(41% of all cases)
Correctional	1	(1% of all cases)
Statewide		
Long-term care	10,941	(15% of all cases)
Correctional	3,088	(4% of all cases)

Hospitalization counts include anyone who was hospitalized at some point during their illness. It does not reflect the number of people currently hospitalized.
Other race includes any person with a race of American Indian/Alaskan native, Asian, native Hawaiian/Pacific Islander, or other.

Laboratory testing for Florida residents and non-Florida residents over the past 2 weeks

Number and percent of positive labs

These counts include the number of people for whom the department received laboratory results by day. This percent is the number of people who test positive for the first time divided by all the people tested that day, excluding people who have previously tested positive.

Date	Number of negatives	Percent positive	Number of positives
6/1	22	4.3%	1
6/2	39	0.0%	0
6/3	35	2.8%	1
6/4	34	5.6%	2
6/5	51	7.3%	4
6/6	125	3.1%	4
6/7	93	1.1%	1
6/8	43	4.4%	2
6/9	52	1.9%	1
6/10	58	9.4%	6
6/11	43	6.5%	3
6/12	81	0.0%	0
6/13	60	4.8%	3
6/14	29	6.5%	2

Emergency department (ED) and freestanding ED (FSED) chief complaint and admission data for Walton County

Daily percent of ED visits mentioning cough, fever, or shortness of breath

Weekly count of ED and FSED visits for influenza-like illness

Daily percent of ED visits resulting in cough-associated admissions

Weekly count of ED and FSED visits for COVID-like illness

The Electronic Surveillance System for the Early Notification of Community-Based Epidemics (ESSENCE-FL) includes chief complaint data from 211 of 212 Florida EDs and 74 of 79 Florida FSEDs. Data are transmitted electronically to ESSENCE-FL daily or hourly.

Coronavirus: summary for Washington County

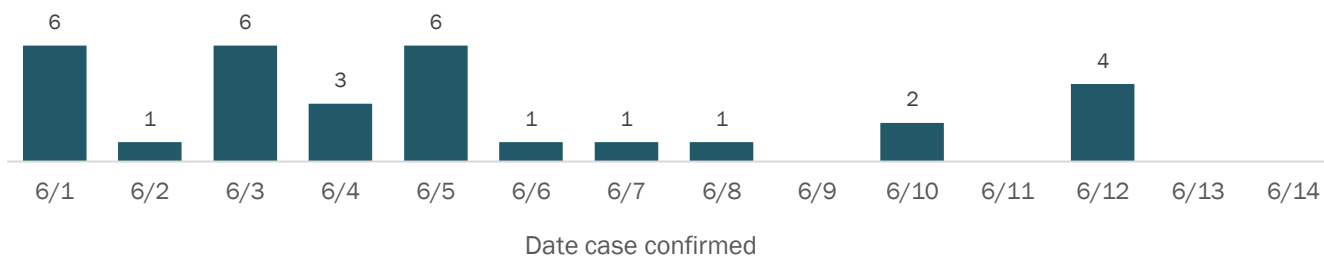
Data for Jun 15, 2020 (verified at 10 AM)

Data in this report are provisional and subject to change.

Confirmed cases

Total cases	91
Florida residents	89
Non-Florida residents	2
Gender for Florida residents	
Men	42
Women	47
Unknown	0
Age for Florida residents	
Range	9 - 99
Median age	60

Cases confirmed in Florida residents per day



Race, ethnicity	Cases	Hospitalizations	Deaths
White	64 (72%)	13 (72%)	6 (67%)
Hispanic	1 (1%)	0 (0%)	0 (0%)
Non-Hispanic	62 (70%)	13 (72%)	6 (67%)
Unknown ethnicity	1 (1%)	0 (0%)	0 (0%)
Black	18 (20%)	3 (17%)	3 (33%)
Hispanic	0 (0%)	0 (0%)	0 (0%)
Non-Hispanic	18 (20%)	3 (17%)	3 (33%)
Unknown ethnicity	0 (0%)	0 (0%)	0 (0%)
Other	1 (1%)	0 (0%)	0 (0%)
Hispanic	0 (0%)	0 (0%)	0 (0%)
Non-Hispanic	1 (1%)	0 (0%)	0 (0%)
Unknown ethnicity	0 (0%)	0 (0%)	0 (0%)
Unknown race	6 (7%)	2 (11%)	0 (0%)
Hispanic	0 (0%)	0 (0%)	0 (0%)
Non-Hispanic	0 (0%)	0 (0%)	0 (0%)
Unknown ethnicity	6 (7%)	2 (11%)	0 (0%)
Total	89	18	9

Outcomes for Florida residents

Washington	
Hospitalizations	18 (20% of all cases)
Deaths	9 (10% of all cases)

Statewide	
Hospitalizations	12,015 (16% of all cases)
Deaths	2,938 (4% of all cases)

Cases in facility staff/residents

Washington	
Long-term care	57 (64% of all cases)
Correctional	0 (0% of all cases)

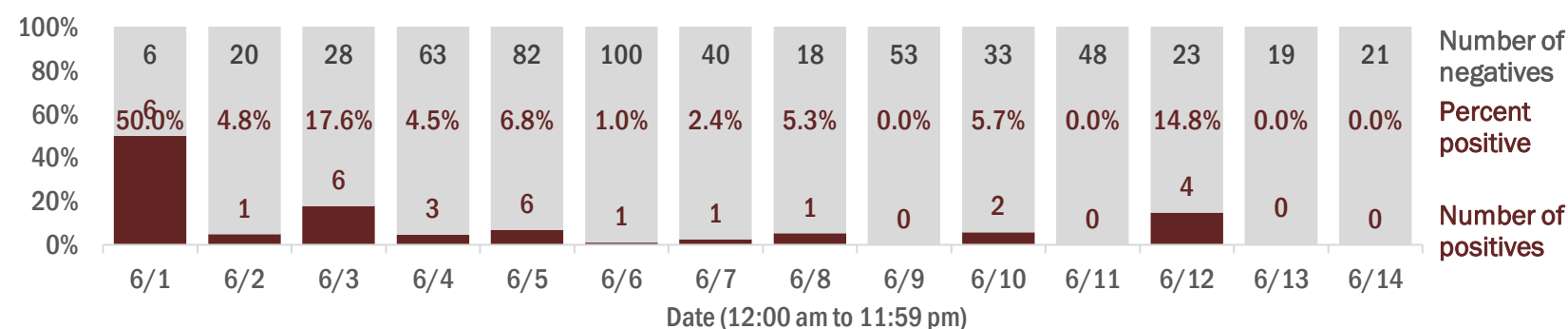
Statewide	
Long-term care	10,941 (15% of all cases)
Correctional	3,088 (4% of all cases)

Hospitalization counts include anyone who was hospitalized at some point during their illness. It does not reflect the number of people currently hospitalized.
Other race includes any person with a race of American Indian/Alaskan native, Asian, native Hawaiian/Pacific Islander, or other.

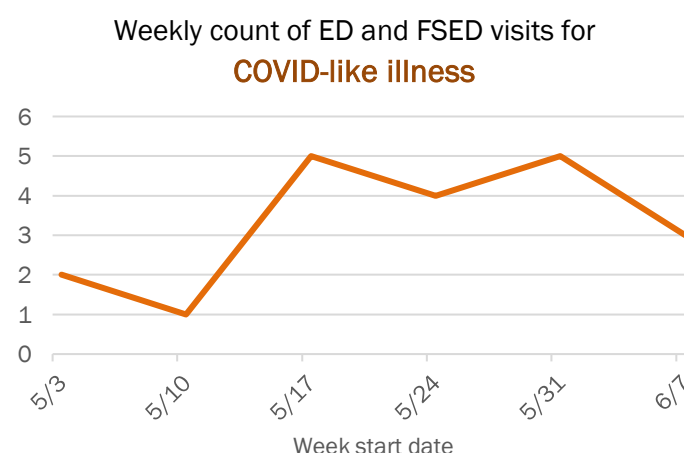
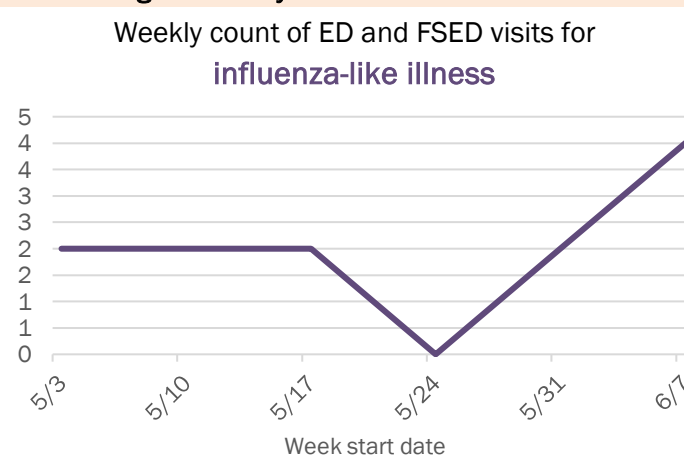
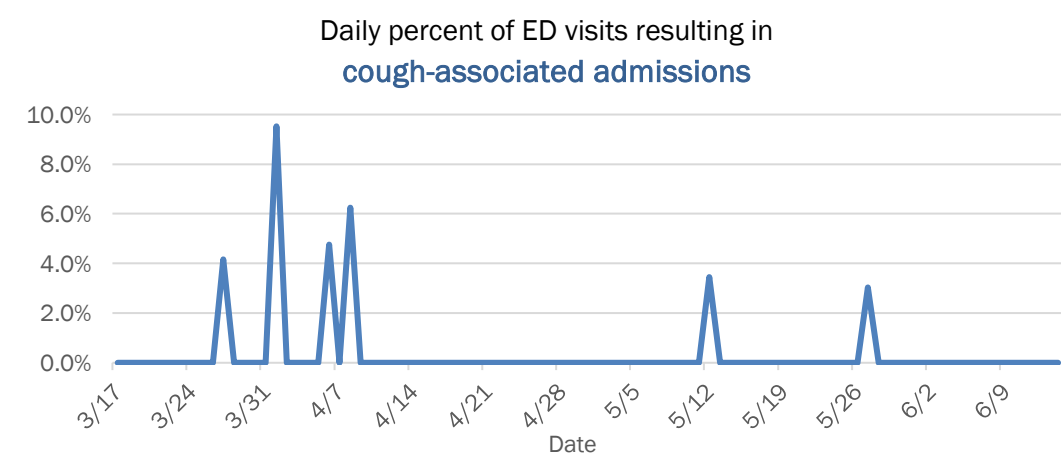
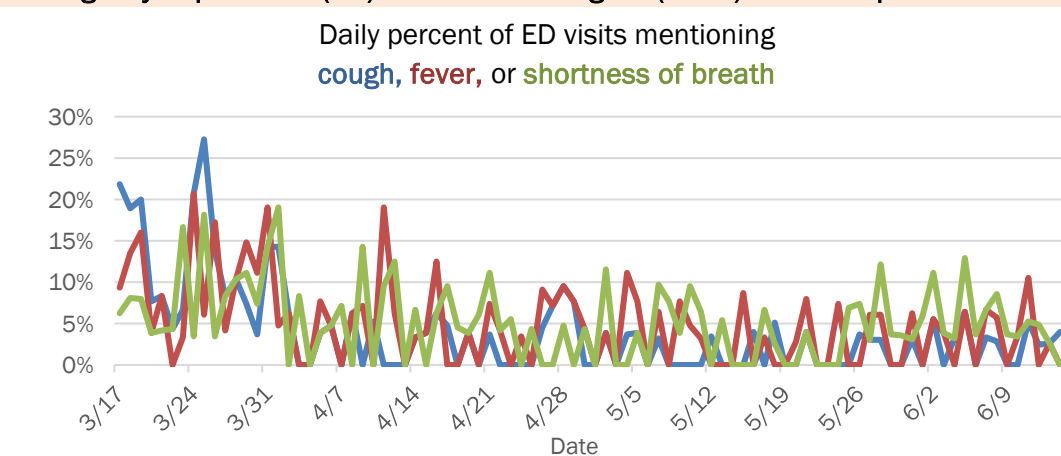
Laboratory testing for Florida residents and non-Florida residents over the past 2 weeks

Number and percent of positive labs

These counts include the number of people for whom the department received laboratory results by day. This percent is the number of people who test positive for the first time divided by all the people tested that day, excluding people who have previously tested positive.



Emergency department (ED) and freestanding ED (FSED) chief complaint and admission data for Washington County



The Electronic Surveillance System for the Early Notification of Community-Based Epidemics (ESSENCE-FL) includes chief complaint data from 211 of 212 Florida EDs and 74 of 79 Florida FSEDs. Data are transmitted electronically to ESSENCE-FL daily or hourly.